

# POBCO® , INC.

## Manufacturing Conveyor Components since 1929

In 2022, POBCO Inc. will proudly celebrate 93 years as a successful manufacturing business in Worcester, MA. POBCO remains a 4th generation, family-owned business with a growing employee family. Current ownership and employees emulate the work ethic and dedication of our predecessors. The excellence of our current and past personnel is the backbone of POBCO's globally respected brand.

POBCO humbly requests the opportunity to work with you on your upcoming conveyor components projects. POBCO will offer you—

- Inside sales team with over 95 years combined experience with POBCO products
- Timely quotations and on-time deliveries
- Large selection of FDA compliant materials, including High-Temperature Resistance
- Exceptional quality of fabricated custom and standard parts
- Extensive IN STOCK product line of high demand items
- Friendly and efficient customer service team, person to person is always available
- Attention to details, including proper packaging and labeling of shipments

Contact POBCO, Inc. to discuss your needs today at 1.800.222.6376 or [pobco@pobcoplastics.com](mailto:pobco@pobcoplastics.com)

## Index by Product Description

See back of catalog for Index by Part Number Prefix

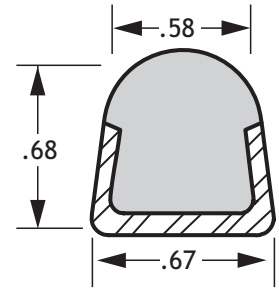
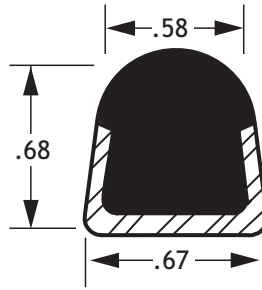
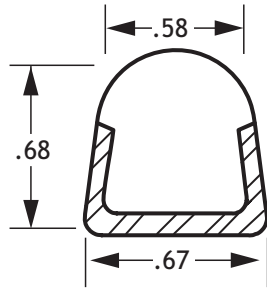
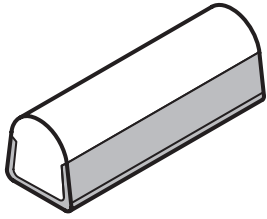
Accumulating Rollers, Tube	58	Guide Rails Aluminum/Plastic	18-25, 29	Roll End Bearings -Plastics, Wood	59-66
Auger Flight Edging	102	Half Round Snap Ons	29, 32	Roller Combiners	17, 72-73
Bar Snap Ons	26-28	Handles	121	Rollers-Standard	55-57
Bead Roller Rails	17	Hanger Bearings	100-101	Sanitary Mounts	91-93
Bearings	59-70, 82-94	Heavy Duty Mounts	91-93	Scraper Blades	81
Belt Guides	5-6, 20-21, 46	Hex Shaft Adapters	66	Screws, Pins, Rivets	49
Bottle Neck Guides	5, 30-31	High Temp Bearings	68	Sheet Stock	122
Brackets, Metal & Plastic	8, 13, 15, 118	High Temp Wear Strips	29	Skate Wheels	76
Cable Guides	6, 19, 38, 46	Idlers	59, 67, 79-80, 109-110, 112	Sleeve Bearings	68-70
Captured Chain Guides	43-45	Knobs/Clamping	16	Solid Plastic, Wood Bearings	97-99
Chain Guides	5-7, 21, 38-42	Lane Dividers	17	Spherical Bearing Inserts	90, 94
Chain Returns & Tensioners SnapIdle®	96	Leveling Mounts	113-117	Spool Pulleys	71
Channel Guides	29, 37, 47	Locking Collars	95	Sprockets	105-111
Clips, Plastic and Stainless Steel	9-12	Lumber Chain Guide	47	Spur Gears	105
Connectors	12	Materials	123-126	Star Wheels	109
Conveyor Tube Cover	58	Metal Mounted Bearings	82-89	Stub Shafts	62
Cross Blocks	14	Modular Transfer Plates	74-75	Support Bases	119
Curved Wear Strips	50-53	Mounting Bars	12	Support Heads	118
Custom Parts	112	Mounting Channels	40	Support Rods	8-9
Dairy Profiles	36	Overhead Wheels	76	Table Top Chain Guides	50-53
Dog Bone	7	PET Neck Guides	5, 30-31	Thermoplastic Mounted Bearings	91-93
Drag Conveyor Flights	103	Pillow Blocks	83-84, 91, 97-98	Thrust Washers	67
Engineering Information	123-126	Pipe Rollers	71	Tongue & Groove Wear Strip	104
Fasteners	49	Plow Ends	17	Transfer Plates	74-75
Flange Bearings	68-70	Pulleys	71, 77-80	Tube Stock	58
Flat Bar Clip Ons	33-36	PVC Pipe/Load Chart	59	Tube Ends	115
Flexible Roller Combiners	73	Rail Clamps	10-12	Urethane Rollers	67
Flight Edging	102	Ratchet Handles	120-121	Water Treatment Parts	104
Full Round Snap Ons	29, 32	Rectangular Wear strips	48-49	Wear Tape	48
Guide Angles	37, 104	Return Rollers	54	Weld Washers	104
Guide Rail UHMW Covers	18-19, 22-25	Rod Stock	122	Wheels	76, 109, 112
Guide Rails	2-7			"Z" Profiles	37



# POBCO Guide Rails

## Commonly Stocked Specialty Materials

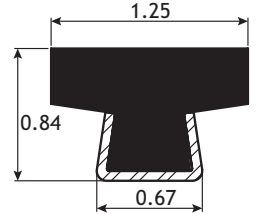
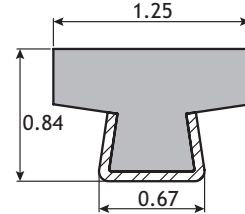
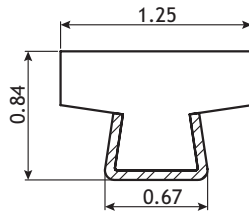
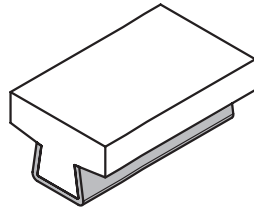
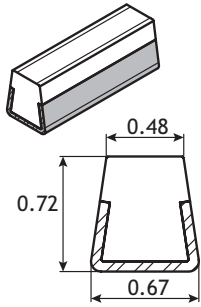
- Natural UHMW
- Plus - Lube Filled Grey UHMW
- Anti Static Black UHMW
- POBLON - High Temp PTFE Blend



GRAROUND - UHMW/SS 10ft.  
GRAROUNDL240 - UHMW/SS 20ft.

GRAROUNDSD - AntiStatic/SS 10ft.

GRAROUNDP - Plus/SS 10ft.  
GRAROUNDPL240 - Plus/SS 20ft.

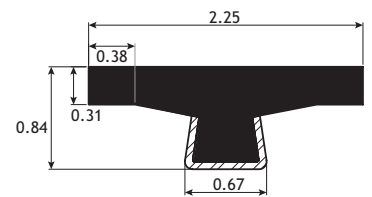
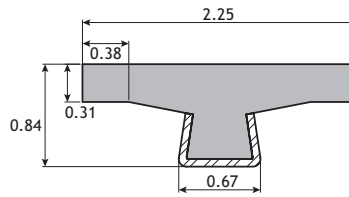
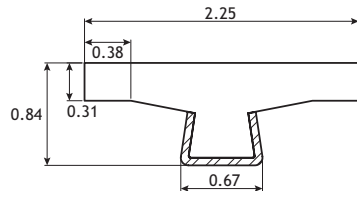
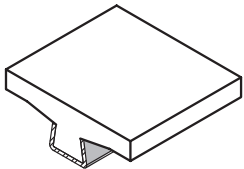


GRA-FLAT - UHMW/SS 10ft.  
GRAFLATTM - POBLON/SS 10ft.

GRA1.25TTOP - UHMW/SS 10ft.  
GRA1.25TTOPL240 - UHMW/SS 20ft.  
GRA1.25TTOPTM - POBLON/SS 10ft.

GRA1.25TTOPPLUS Plus/SS 10ft.

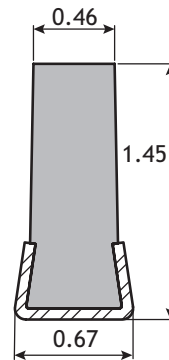
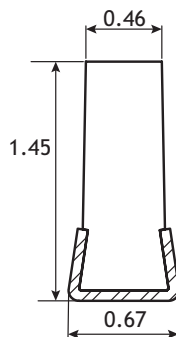
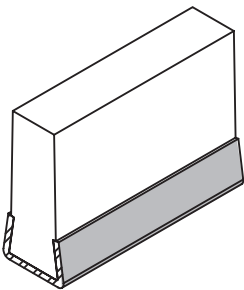
GRA1.25TTOPSD AntiStatic/SS 10ft.



GRA2.25TTOP - UHMW/SS 10ft.  
GRA2.25TTOPL240 - UHMW/SS 20ft.

GRA2.25TTOPPLUS - Plus/SS 10ft.

GRA2.25TTOPSD - Anti Static/SS 10ft.



GRA60ECT - UHMW/SS 10ft.

GRA60ECTVPR Lube-Filled Repro/Galvanized 10ft.

# POBCO Sanitary Guide Rails

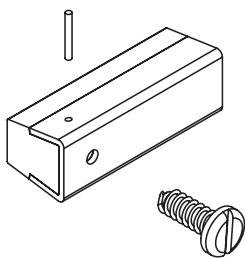
Styles Include: All Plastic UHMW, Stainless Rod Encapsulated in Polyethylene, and UHMW/Stainless Bottom for welding.

1/2" ROD	ROUND TOP		ROUND TOP WITH ROD
<p><b>GRA-0808-SS</b> See 1/2" Round Support Rod on Page 9 <b>MOST SANITARY</b></p>	<p>Ultra-D UHMW GRU-100 Plus Oil-Filled UHMW GRP-100 Anti-Static Black UHMW GRSD-100 [Fits over 3/8" Rod]</p>		<p><b>GRA-ROUND</b></p> <p>Ultra-D UHMW GRU-100SS Plus Oil-Filled UHMW GRP-100SS Anti-Static Black UHMW GRSD-100SS</p>

ALL PLASTIC RAIL	ROUND TOP		
<p><b>GRA-1008</b> All Plastic</p>	<p><b>GRA-1008-SS</b></p>	<p><b>GRA-109SS</b></p>	<p>#GRA -109-SS Conveyor Bed Supports</p>
<p>304 S.S. Rod Encapsulated in Polyethylene Plastic <b>MOST SANITARY</b></p>			

**FLAT TOP RAIL FITS #60 ANSI ROLLER CHAIN**

<p><b>GRA-CONVEX</b></p>	<p><b>GRA-1008-SSF</b></p>	<p><b>GRA-FLAT</b></p>	<p><b>GRA-FLATSD</b> Anti Static/SS 10ft.</p>

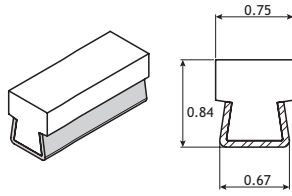


When POBCO Guide Rail with S.S. Bottoms are used as a wear strip, the plastic insert should be fastened to the metal sheath at the leading end of the rail. Using a sheet metal screw through the back of the sheath or a heavy wire pin from the side should be adequate. This will prevent the insert from sliding within the sheath in the event the chain accidentally catches on a leading edge. This also allows for thermal expansion and contraction of the plastic insert.

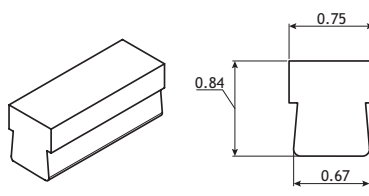
**Stainless Steel Round Rods**  
 1/4" diameter – 1/4RoundSSL144  
 1/2" diameter – 1/2RoundSSL144  
 3/8" diameter – 3/8RoundSSL144

Styles Include: All Plastic UHMW, Stainless Rod Slide Fit into UHMW, and UHMW/Stainless Bottom for welding.

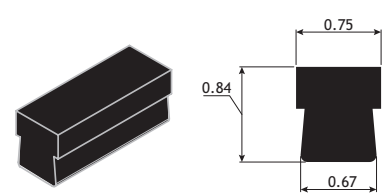
3/4" T-TOP



GRA-.75 T-TOP

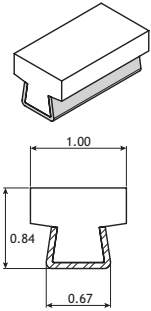


GRU-105 Solid  
*MOST SANITARY*

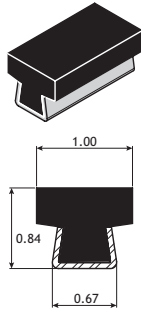


GRSD105 Solid  
Anti Static/UHMW

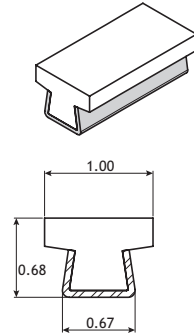
1" T-TOP



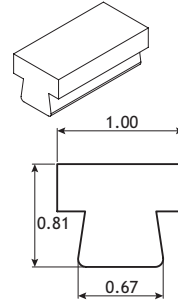
GRA-1 T-TOP



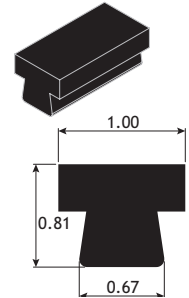
GRA-1 T-TOPSD  
Anti Static/SS  
10ft.



GRA-1SH T-TOP

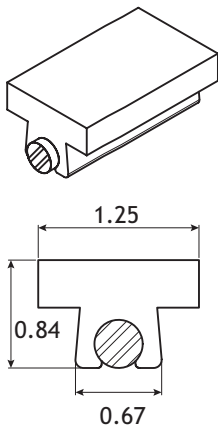


GRU-106 Solid  
*MOST SANITARY*

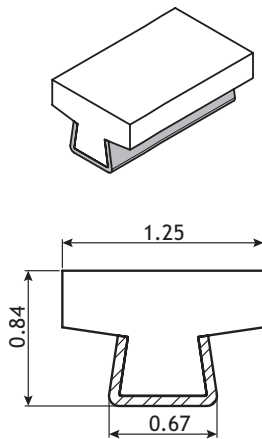


GRSD106 Solid  
Anti Static/UHMW

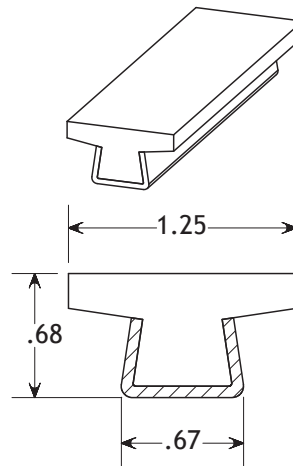
1-1/4" T-TOP



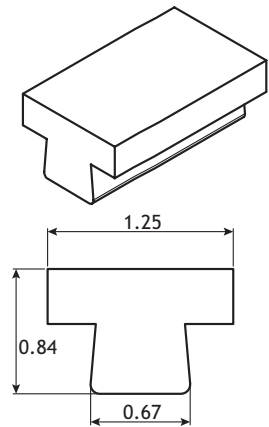
Ultra-D GRU-107  
Plus GRP-107  
Ultra-D/Rod GRU-107SS  
Plus/Rod GRP-107SS



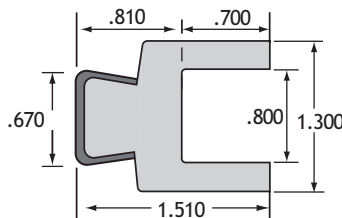
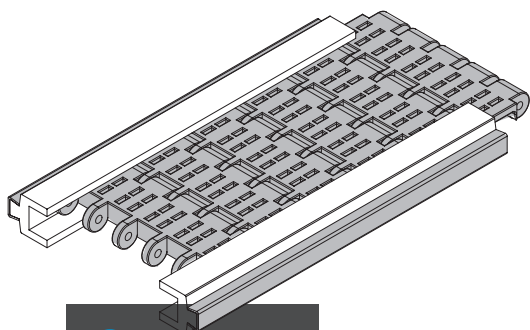
GRA-1.25 T-TOP



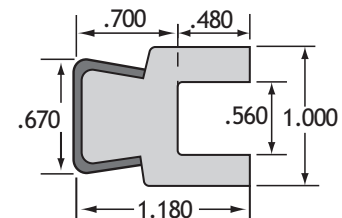
GRA1.25SHTTOP



GRU-107 Solid  
*MOST SANITARY*



# GRA2200Plus  
(for Modular Belt)  
Plus/SS



# GRA2400Plus  
(for Modular Belt)  
Plus/SS

T: 508.791.6376

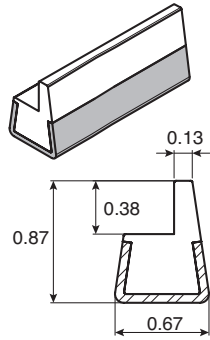
FAX: 508.791.3247

pobcco@pobccoplastics.com



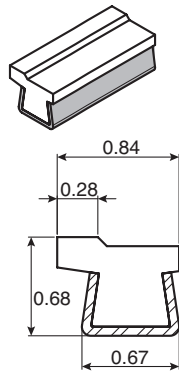
Styles Include: All Plastic UHMW, UHMW/Stainless Bottom, All Plastic Blue UXC, and Plus/Stainless Bottom.

PET BOTTLE NECK GUIDE



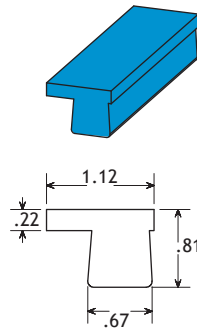
GRA-PET

MODIFIED T-TOP

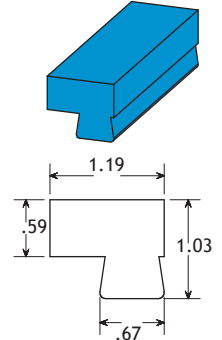


GRA-MODIFIED

BELT, CHAIN GUIDE

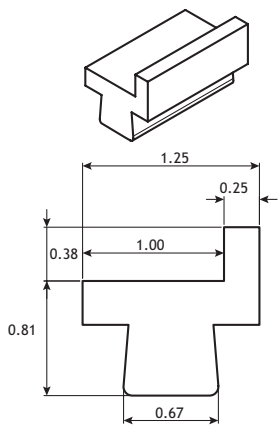


#GRUXC111SOLID  
Blue UXC UHMW

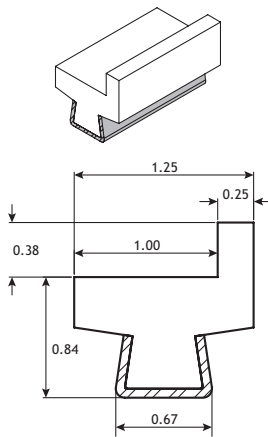


#GRUXC1.19SOLID  
Blue UXC UHMW

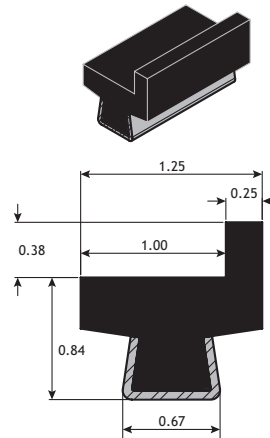
BELT, CHAIN GUIDE



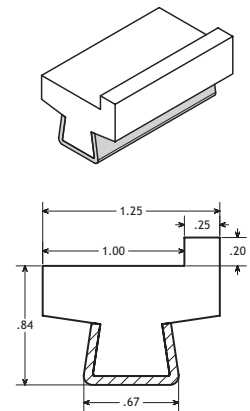
GRA-110 Solid  
*MOST SANITARY*



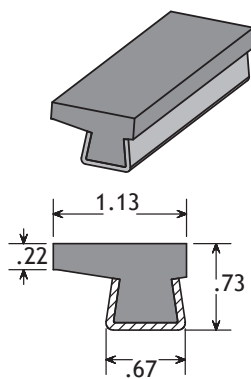
GRA-B/C



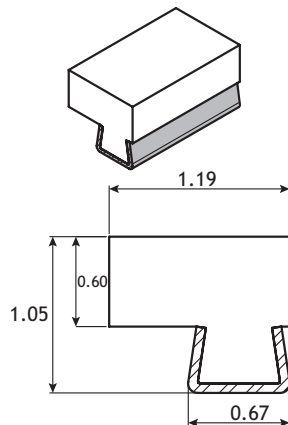
GRA-B/CL120SD  
Anti Static/SS



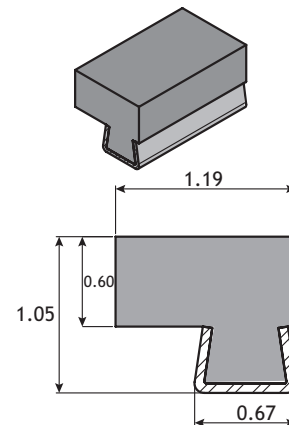
GRA-BCL120SCB



GRA1.125B/CPLUS  
Plus/SS



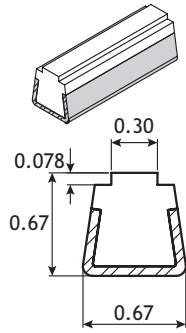
GRA-1.19 B/C



GRA-1.19 B/C Plus  
Plus/SS

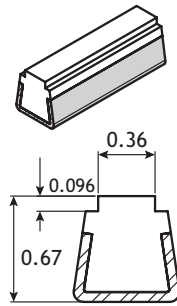
Styles Include: All Plastic UHMW, Stainless Rod Slide Fit into UHMW, and UHMW/Stainless Bottom for welding.

#40 ANSI CHAIN GUIDE



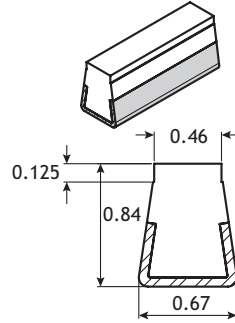
GRA-40

#50 ANSI CHAIN GUIDE



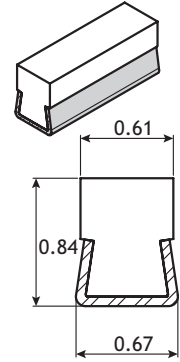
GRA-50

#60 ANSI CHAIN GUIDE



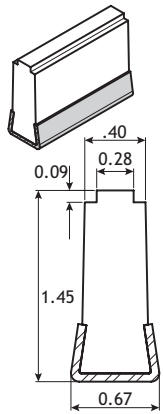
GRA-60

#80 ANSI CHAIN GUIDE



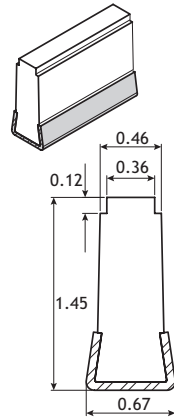
GRA-80

#40 EXTENDED CHAIN TRACK



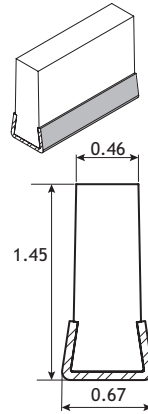
GRA-40ECT

#50 EXTENDED CHAIN TRACK

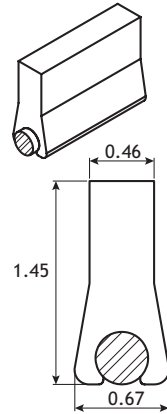


GRA-50ECT

#60 EXTENDED CHAIN TRACK

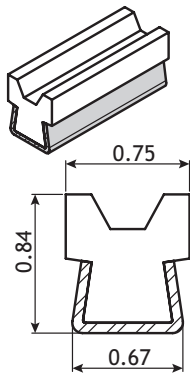


GRA-60ECT

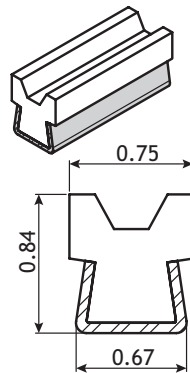


GRU-119SS

"A" & "B" V-BELT GUIDE

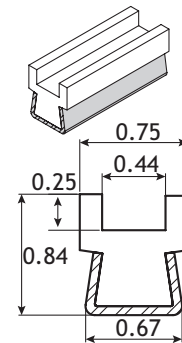


GRA-VBELTA  
\*For "A" Section Belt



GRA-VBELTB  
\*For "B" Section Belt

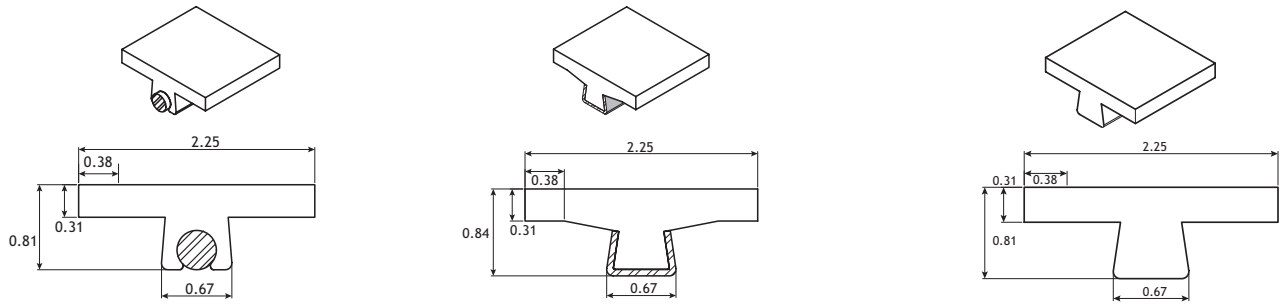
3/8" CABLE GUIDE



GRA-3/8CABLE

Styles Include: All Plastic UHMW, Stainless Rod Slide Fit into UHMW, and UHMW/Stainless Bottom for welding.

2-1/4" T-TOP



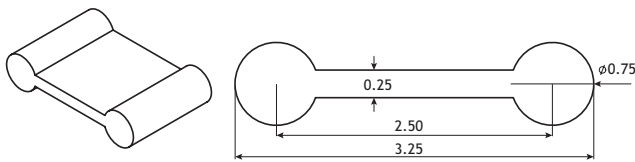
Ultra-D GRU-121  
Plus GRP-121  
Ultra-D/Rod GRU-121SS  
Plus/Rod GRP-121SS

GRA-2.25 T-TOP

GRU-121 Solid  
**MOST SANITARY**

DOG BONE

TWO CONTACT RAIL

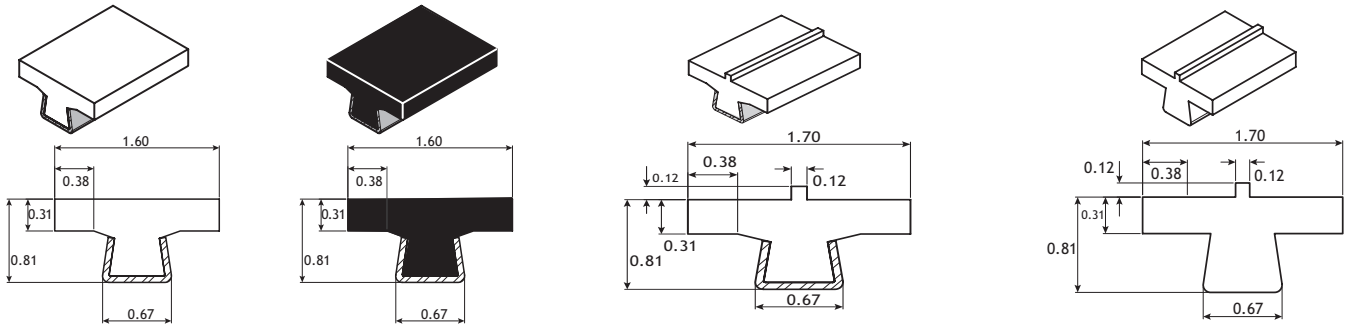


Ultra-D # DBU-124052

GRU-118 Solid  
**MOST SANITARY**

1.6" T-TOP

1.7" RIBBED T-TOP



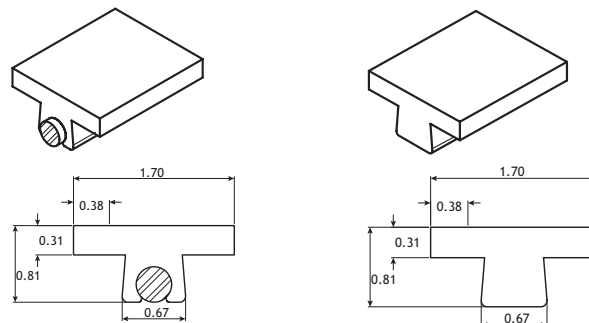
GRA-1.6 T-TOP

GRA-1.6 T-TOPSD  
Anti Static/SS  
10ft.

GRA-1.70RIB  
For Multi-Lane 3-1/4" Table Top Chain

GRU-122 Solid  
**MOST SANITARY**

1.7" T-TOP

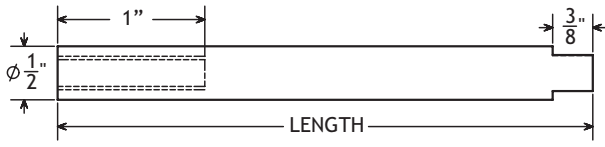


Ultra-D GRU-108  
Plus GRP-108  
Ultra-D/Rod GRU-108SS  
Plus/Rod GRP-108SS

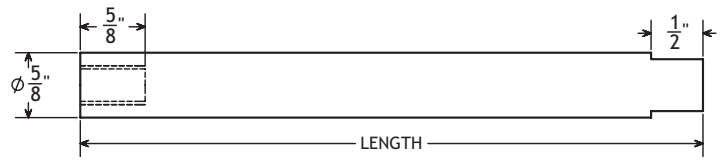
GRU-108 Solid  
**MOST SANITARY**

# POBCO Stainless Steel Support Rods

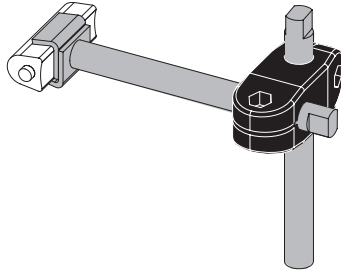
Stainless Steel Support Rods are made of 303 stainless steel. They can be used as vertical or horizontal supports on conveyor systems. One end has an internal thread suitable for POBCO clips or bolts.



1/2" Support Rod



5/8" Support Rod



POBCO Clips can be attached to our SUPPORT RODS  
SEE CLIP SELECTION ON PAGE 11

## 1/2" Support Rod

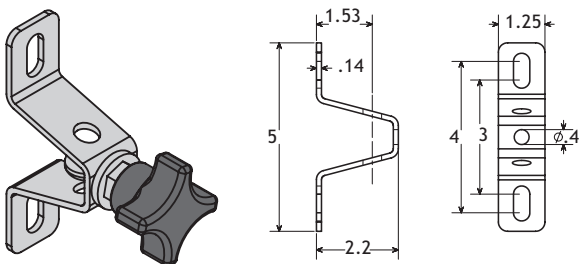
MATERIAL	THREAD	4" LONG	5" LONG	6" LONG	8" LONG	10" LONG	12" LONG	16" LONG
Stainless Steel	5/16" - 18	SSR0518L4	SSR0518L5	SSR0518L6	SSR0518L8	SSR0518L10	SSR0518L12	SSR0518L16
Stainless Steel	3/8" - 16	SSR0316L4	SSR0316L5	SSR0316L6	SSR0316L8	SSR0316L10	SSR0316L12	SSR0316L16

## 5/8" Support Rod

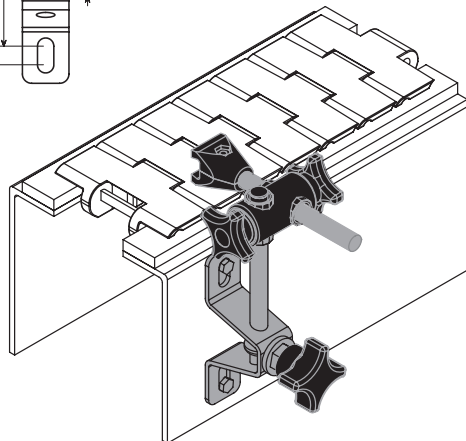
MATERIAL	THREAD	4" LONG	6" LONG	8" LONG	10" LONG	12" LONG	16" LONG
Stainless Steel	5/16" - 18	SSR051810L4	SSR051810L6	SSR051810L8	SSR051810L10	SSR051810L12	SSR051810L16
Stainless Steel	3/8" - 16	SSR031610L4	SSR031610L6	SSR031610L8	SSR031610L10	SSR031610L12	SSR031610L16

**NOTE** Shafts with 5/16"-18 Thread are used with CSS-2424 Clamp (See pg. 10). Shafts with 3/8"-16 Thread are used with CSS-Double & CSS-Triple Clamp (See pg. 10)

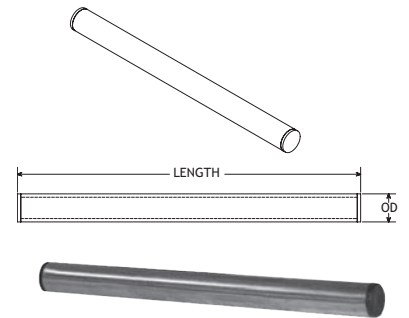
# POBCO Stainless Steel Rod Mount Bracket with Black Plastic Knob and SS Eyebolt



PART NO.	TO SUPPORT ROD
RMB2SS	1/2"



## POBCO 304SS Hollow Mounting Rods



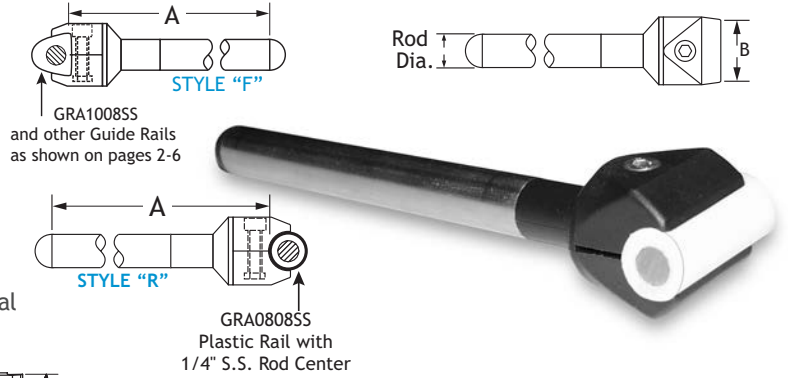
with Black End Caps Both Ends

PART NO.	LENGTH	OD
HMR08L6	6	1/2"
HMR08L9	9	1/2"
HMR08L12	12	1/2"

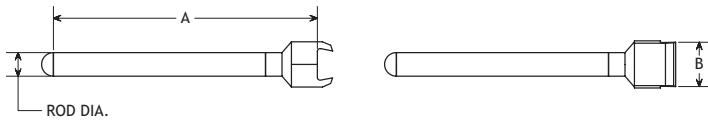
# POBCO Stainless Steel Support Rods

with reinforced polyamide clip end (stainless rods are hollow)

STYLE	PART NUMBER	A	B	ROD DIA.
R	PAR08RoundL5.5	5.50	1.00	1/2"
R	PAR08RoundL7.38	7.375	1.00	1/2"
F	PAR08L5	5.50	1.00	1/2"
F	PAR08L7	7.375	1.00	1/2"
R	PAR08ROUNDL11.25	11.25	1.00	1/2"
F	PAR08L11.25	11.25	1.00	1/2"



Clamp for Guide Rail GRA-0808-SS or any 1/2" diameter material

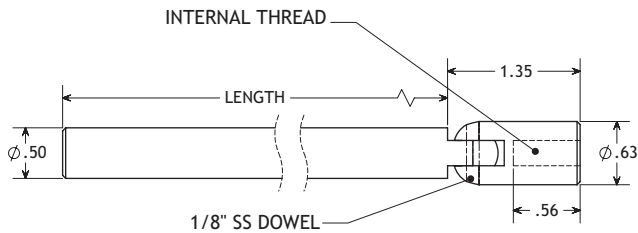
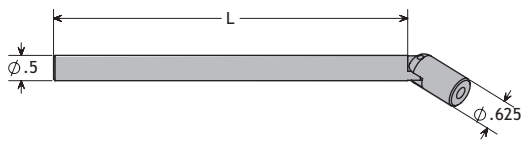


## POBCO Pivot End Adjusting Rods

### Stainless Steel Jointed 1/2" Dia. Support Rods

Pivot End Adjusting Rods are made of 303 stainless steel. The jointed ends have an internal thread of 5/16-18 and allow for POBCO clips or threaded bolts. Pivot ends allow these rods to support rails around curves and bends of conveyor systems.

MATERIAL	THREAD	DIA.	LENGTH	PART NUMBER
Stainless Steel	5/16"-18	1/2	5	JSRSS0518L5
Stainless Steel	5/16"-18	1/2	7	JSRSS0518L7
Stainless Steel	5/16"-18	1/2	9	JSRSS0518L9

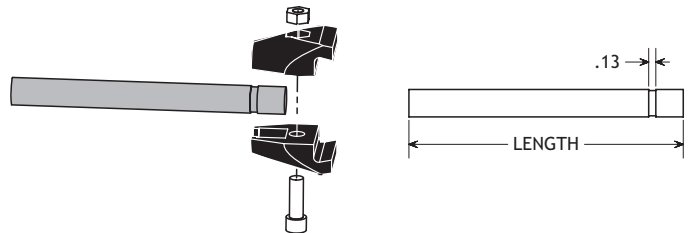


## POBCO Rod Ends



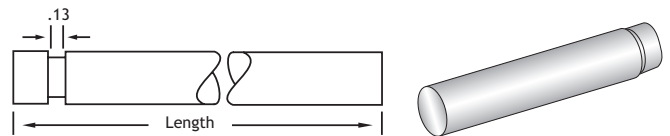
**PVG02001**  
Fits with Flat Bottom Guide Rails

**PVG01912**  
Fits with 1/2" dia Round Rails



## POBCO Adjusting Rods for Rod Ends

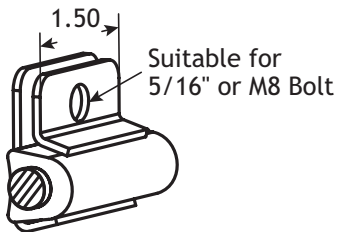
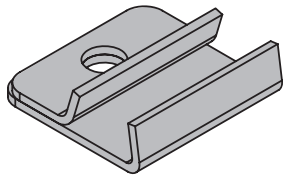
MATERIAL	DIA.	LENGTH	PART NUMBER
Stainless Steel	1/2	5	PVG020R5
Stainless Steel	1/2	7	PVG020R7
Stainless Steel	1/2	9	PVG020R9



# POBCO Rail Clamps

POBCO Stainless Rail Clamps will support guide rails on pages 2-7.

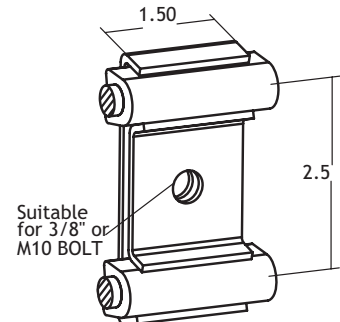
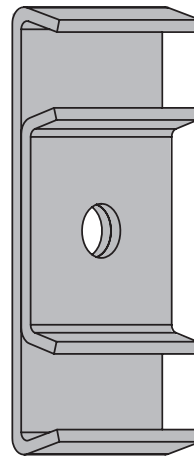
## Single Rail Clamp



.078 THICK STAINLESS STEEL  
14 Ga.

#CSS-2424 (Round Hole) Suitable for 5/16" or M8 Bolt  
#CSS-2424SQ (Square Hole) Suitable for 5/16" or M8 Carriage Bolt

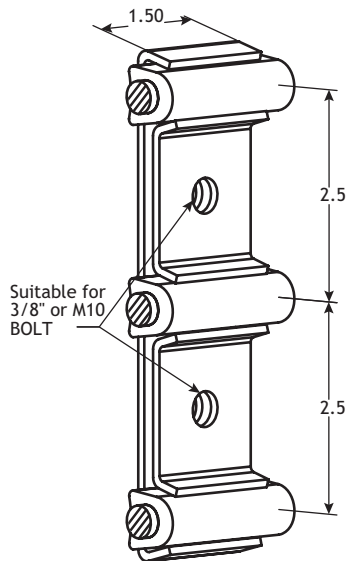
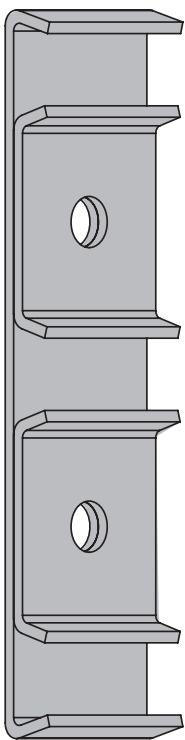
## Double Rail Clamp



.110 THICK STAINLESS STEEL  
12 Ga.

#CSS-DOUBLE (Round Hole) Suitable for 3/8" or M10 Bolt  
#CSS-DOUBLESQ (Square Hole) Suitable for 3/8" or M10 Carriage Bolt

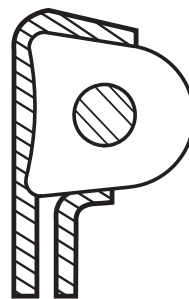
## Triple Rail Clamp



.110 THICK STAINLESS STEEL  
12 Ga.

#CSS-TRIPLE (Round Hole) Suitable for 3/8" or M10 Bolt

## World's Most Sanitary Guide Rails



**POBCO Guide Rails**  
#GRA-1008SS or #GRA-109SS  
1/4" or 3/8" Dia. Stainless Steel Core

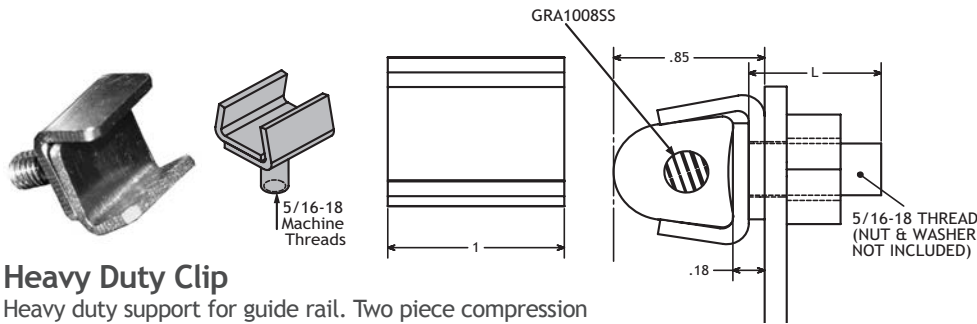
- Easy to Install
- Easy to Clean
- No crevices for bacteria

*NUT, BOLT, WASHER AVAILABLE ON REQUEST*



# POBCO Two Piece Stainless Steel Rail Clamp

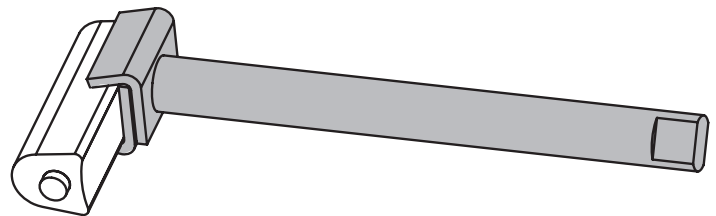
Ensures tight fit with all guide rails to prevent movement of guide rails during operation. Highly recommended in applications where single clips are required. They can be re-used and repositioned due to the 2 piece construction.



## Heavy Duty Clip

Heavy duty support for guide rail. Two piece compression style for easy assembly and adjustment. Works with brackets, support beams and adjusting rods.

PART NUMBER	BOLT LENGTH (L)	THREAD
CSS-5/8TWOPC.	5/8	5/16
CSS-3/4TWOPC.	3/4	5/16
CSS-1TWOPC.	1	5/16
CSS-1-1/4TWOPC.	1-1/4	5/16
CSS-16mmTWOPC.	16mm	M8
CSS-19mmTWOPC.	19mm	M8
CSS-25.5mmTWOPC.	25.5mm	M8
CSS-32mmTWOPC.	32mm	M8

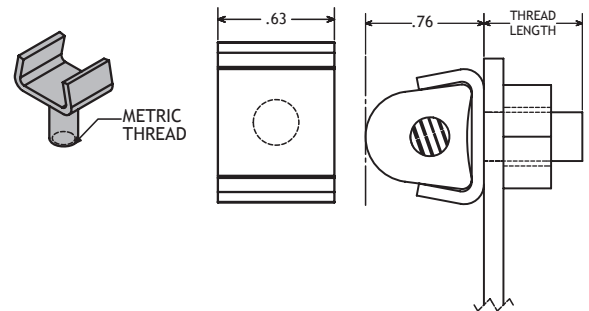


# POBCO One Piece Stainless Steel Rail Clamp

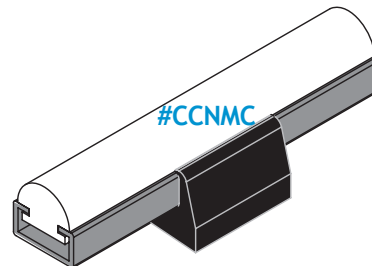
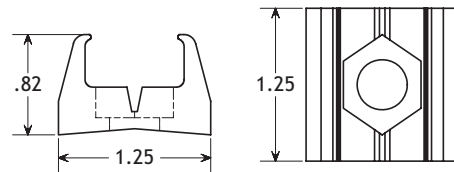

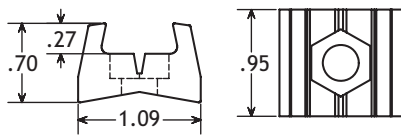


## Stainless Steel Compression Clip

Part #CSS-10mm 10mm lg. m6 thread  
 Part #CSS-15mm 15mm lg. m8 thread  
 Part #CSS-20mm 20mm lg. m6 thread



# POBCO Plastic Compression Clip



## PLASTIC COMPRESSION CLIP #CCN

Tightens w/ #28 Plastic Knob and 5/16-18 S.S. Hex Bolt  
 Also used with SSR Support Rods

## PLASTIC CLIP FOR "A" SIZE MOUNTING CHANNELS #CCNMC

(Mounting Channels see pg. 40)  
 Tightens w/ #28 Plastic Knob and 5/16-18 S.S. Hex Bolt

# POBCO Rail Clamps and Mounting Bars

## Rail Clamp for Rod or Flat Bar

Mounts on flat bar up to 1 x 1/4" or rods up to 1/2" diameter. Versatile, corrosion resistant design easily adjusts and positions guide rails. The clamp can be opened enough to accommodate the rail while the fasteners remain engaged.

**MATERIALS:** Glass reinforced polyamide body with stainless steel and nickel plated brass fasteners.

PART NUMBER	ROD DIA. (IN.)
PVG-021-02	1/2

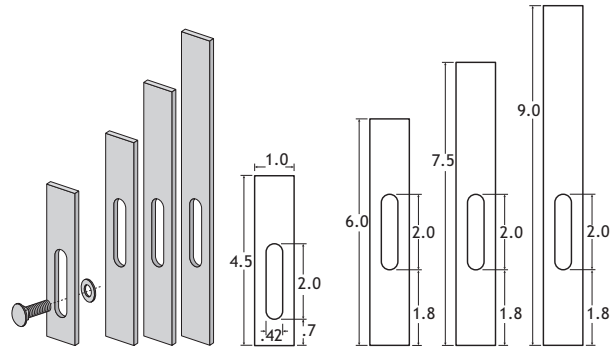
PART NUMBER	PVG-022-01
-------------	------------

## Mounting Bar

Versatile and time saving; the mounting bar positions the guide rail. Can be used independently or in combination with PVG-022-01 rail clamp and other POBCO components. 3/8 carriage bolt and washer are included with each mounting bar.

**MATERIALS:** 304 stainless steel, 3/16 x 1.


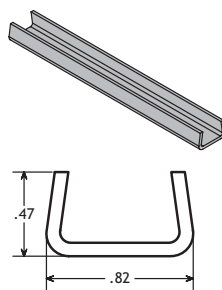
PART NUMBER	LENGTH
PVG204F45316S	4.5
PVG204F60316S	6.0
PVG204F75316S	7.5
PVG204F90316S	9.0



## POBCO Guide Rail Connectors

### Stainless Steel Guide Rail Connectors 14GA

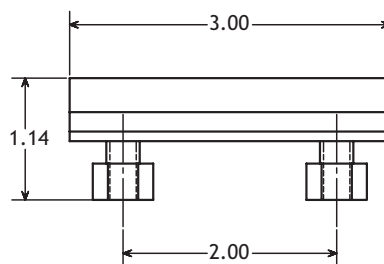
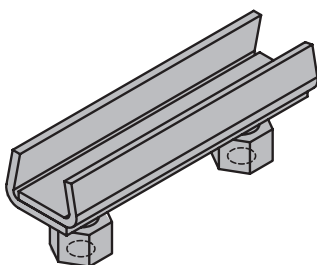
Used to connect ends of all guide rail on pages 2-7 that measure .67 across bottom



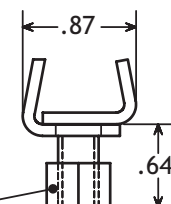
**Part #GRCSS**  
3" Length

**Part #GRCSS4 INCH**  
4" Length

## POBCO Stainless Steel Two Piece Clamp with Hardware



5/16-18 studs and self locking nuts supplied



# POBCO Guide Rail Brackets

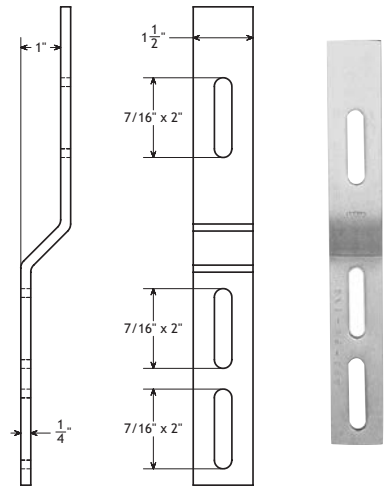
## Heavy Duty Fixed Brackets (8 Choices)

- Brackets are available straight or with 1/4", 3/4", and 1" fixed offsets.
- Bracket is 1/4" thick x 1-1/2" wide.
- All attaching hardware including 3/8" carriage and hex bolts are available only by request.

### BRACKETS ADAPTABLE WITH MOST GUIDE/CHAIN RAIL ASSEMBLIES

STAINLESS STEEL PART NUMBER	
GRB-FB-SSS	(Straight - 12" high)
GRB-FB-1/4SS	(1/4" offset - 11-1/8" high)
GRB-FB-3/4SS	(3/4" offset - 11-3/4" high)
GRB-FB-1SS	(1" offset - 12" high)

CADMIUM PLATED STEEL PART NUMBER	
GRB-FB-S	(Straight - 12" high)
GRB-FB-1/4	(1/4" offset - 11-1/8" high)
GRB-FB-3/4	(3/4" offset - 11-3/4" high)
GRB-FB-1	(1" offset - 12" high)

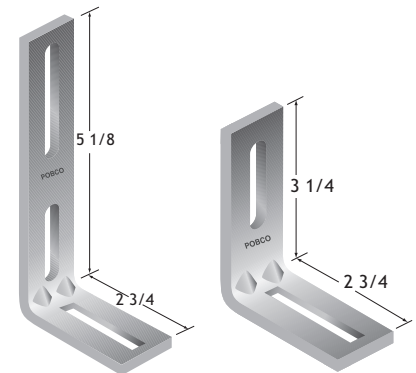
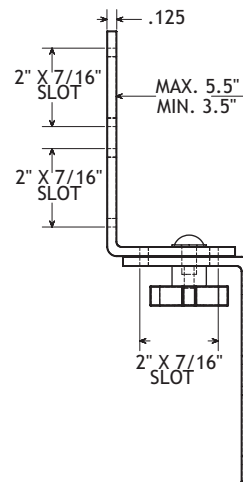


## POBCO Stainless Steel Guide Rail Brackets (1/8" thick)

Most POBCO Guide Rail Assemblies can be attached to our Stainless Steel Guide Rail Bracket using our #28 or #20 Plastic Clamping Knob and Hardware.

PART NUMBER	
GRB-1-SS	= 1 Large & 1 Small Angle (per dwg.)
GRB-2-SS	= 2 Large Angles
GRB-3-SS	= 2 Small Angles
GRB-SS-Short	= Small Angle Only
GRB-SS-Long	= Large Angle Only

- Furnished with #20 Knob and Hardware (#20C)
- Most POBCO Guide Rail Assemblies can be attached to our Stainless Steel Guide Rail
- Bracket using our #28 or #20 Plastic Clamping Knob and Hardware (See pg. 16)



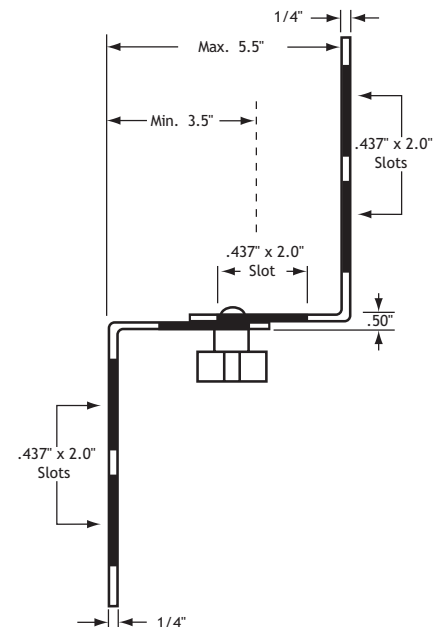
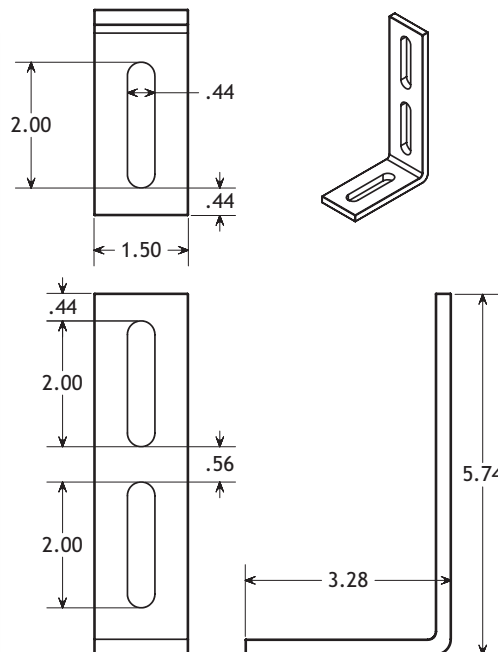
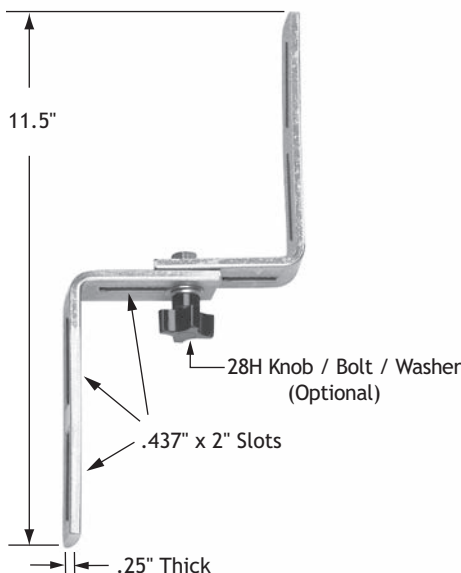
GRB-SS-LONG GRB-SS-SHORT

## POBCO SS Bracket (Heavy Duty) - 1/4" Thick 316 S.S. -

Drawing Shows 2 Pcs GRBPBSS with 1 Pc #28H Knob

### PART NO. GRBPBSS

316 Stainless Steel Guide Bracket  
Part # GRBPBSS is for One "L" bracket Only



# POBCO Cross Blocks Quick Release with Black Plastic Knob and SS Eyebolt

Cross Block with Knobs  
Connects two round rods at 90°. Each side of the cross block can be quickly adjusted by loosening the hand knob.

PART NO.	SHAFT DIA.	SHAFT DIA.	MATERIAL	DIAGRAM
CBN-13316	1/2"	1/2"	all plastic	2
CBN-13318	1/2"	5/8"	all plastic	2
CBN-13321	5/8"	5/8"	all plastic	2
CBN-13316SS	1/2"	1/2"	stainless with plastic knob	1
CBN-13321SS	5/8"	5/8"	stainless with plastic knob	1

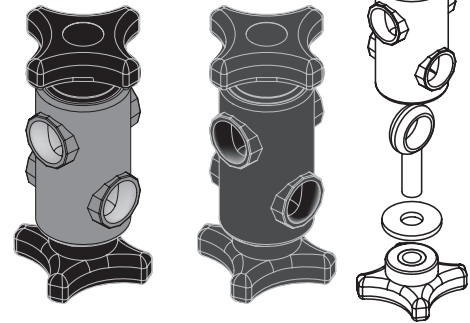
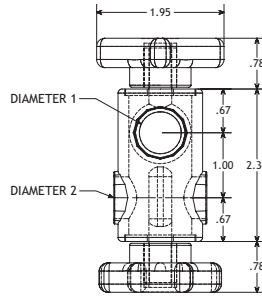
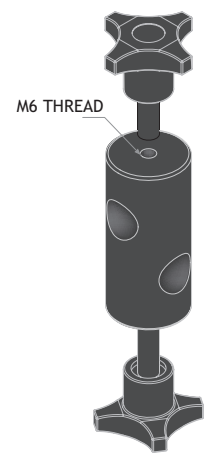
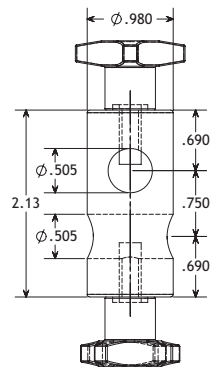


Diagram 1

Diagram 2

# POBCO Positive Action Cross Block

PART NO.	DIA. 1	DIA. 2	Material: reinforced polyamide Uses: Rod dia. 1/2"
CBN-13182	1/2"	1/2"	

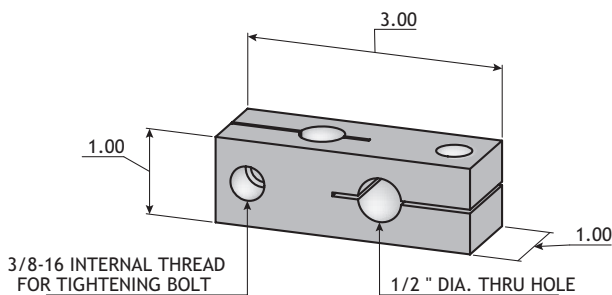


M6 THREAD

# POBCO Metal Cross Block

Metal Cross Blocks for 1/2" dia. Vertical and Horizontal Rods

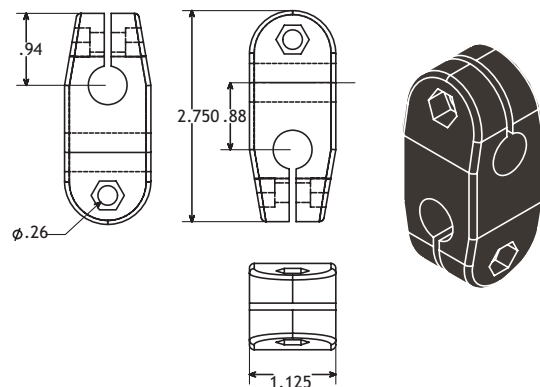
#CB0808STEEL - Zinc Plated Steel  
#CB0808SS - Stainless Steel



# POBCO Plastic Cross Block

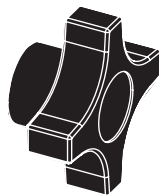
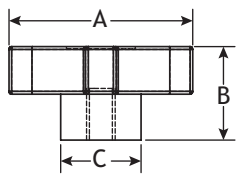
Supplied with Stainless Steel 1/4-20 Bolts and Nickel-Plated Brass Nuts

1/2"	#CBN0808	Black reinforced Polyamide as the material and 1/4-20 SS bolts and nickel plated brass nuts for the hardware
5/8"	#CBN1010	





## POBCO Plastic 4-Prong Knobs



### Specifications

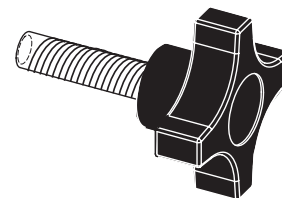
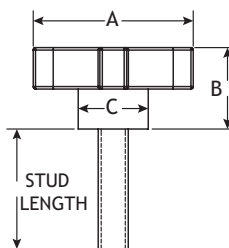
Black phenolic plastic  
Brass Insert

PART NUMBER	A	B	C	THREAD	THREAD DEPTH
20	1.19	.88	.50	1/4-20	.50
28	1.75	1.00	.81	5/16-18	.50
D325	1.50	.88	.63	3/8-16	.50
D330	2	1	.88	5/16-18	.50
D340	2	1	.88	3/8-16	.50
D350	3	1.13	.88	5/16-18	.50

ADDITIONAL THREAD SIZES ALSO AVAILABLE UPON REQUEST

PART NUMBER	A	B	C	THREAD	THREAD DEPTH
PP281M10FSTEEL	2.00	.78	.94	M-10	.50

## POBCO Plastic 4-Prong Knobs



### Specifications (with Stud)

Black phenolic plastic  
Zinc plated steel stud  
Stud length tol. +/- 1/16"

PART NUMBER	A	B	C	THREAD	THREAD LENGTH
D410	1.19	.88	.50	1/4-20	1
D420	1.50	.88	.63	5/16-18	1
D430	2	1	.88	3/8-16	1.50
D435	2	1	.88	3/8-16	2
D460	3	1.13	.88	5/16-18	2.50

ADDITIONAL THREAD SIZES AND STUD LENGTHS ALSO AVAILABLE UPON REQUEST

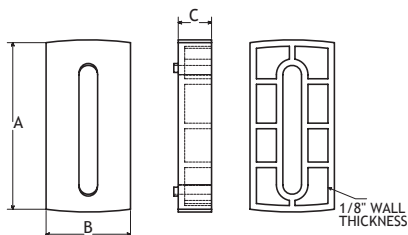
## POBCO Spacers for Brackets



PART NO.	A	B	C
BSSU	3.750	1.900	.750

Spacer for GRBPLASTIC1 see pg. 15

**MATERIAL:** polyamide  
Allows for efficient mounting of several spacers together to obtain wider bracket or guide rail distance.

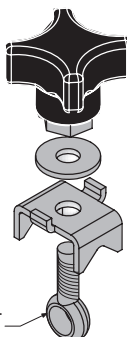
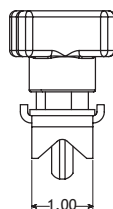
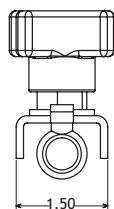


PART NO.	A	B	C
PP13399	2.95	1.57	.625

Spacer for PP13696 see pg. 15

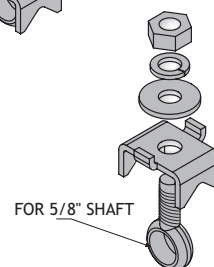
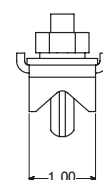
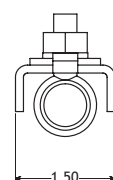
**MATERIAL:** polyamide  
Allows for efficient mounting of several spacers together to obtain wider bracket or guide rail distance.

PART NO.	MATERIAL
PP641TK12	Stainless with Black Polyamide Knob



FOR 1/2" SHAFT

PART NO.	MATERIAL
PP641TN58	All Stainless

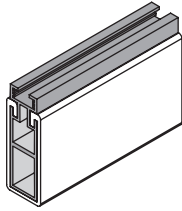
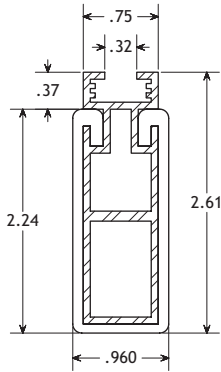


FOR 5/8" SHAFT

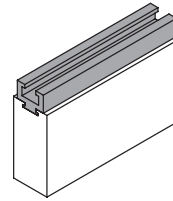
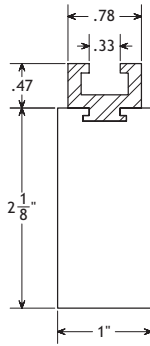


# POBCO Lane Dividers

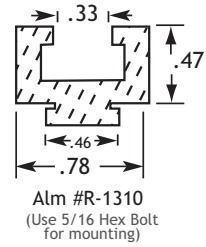
Containers, bottles, cans and other packages often require separation into multiple lanes on select areas of conveyors. POBCO offers two styles of lane dividers below, both consisting of an aluminum extrusion for rigidity and strength, and a plastic cover for reduced wear. Aluminum and plastic are shipped assembled. Fasten with 5/16" Hex Head Bolt.



UHMW# GRU1232  
Assembled with Aluminum #RD1240



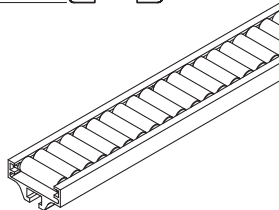
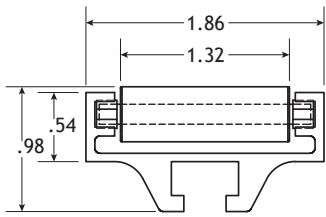
UHMW# GRU041634  
Assembled with Aluminum #R1310



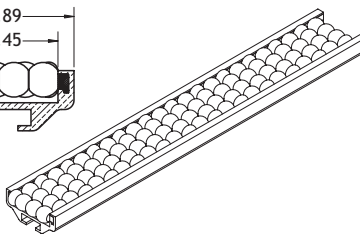
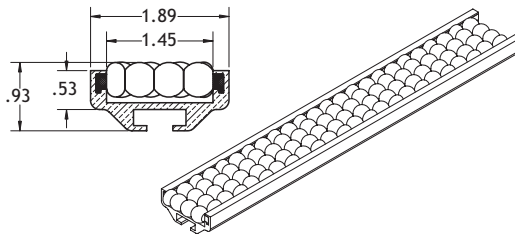
Alm #R-1310  
(Use 5/16 Hex Bolt for mounting)

# POBCO Bead Roller Rails

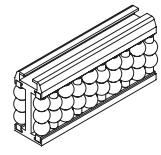
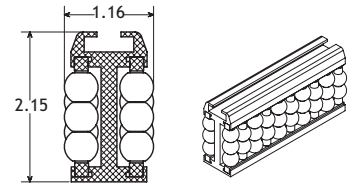
POBCO Bead-Roller Rails provide low-friction guiding surface for ease in eliminating conveyed product jamups. The guiding surface is enhanced by multiple number of bead-rollers making contact with conveyed products. Materials and Specifications: Clear Coated Aluminum 6063 w/Acetal Plastic Bead Rollers. **10FT. LENGTHS ONLY.**




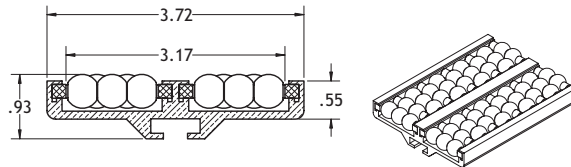
PP32584552



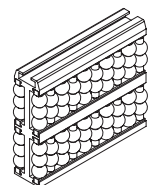
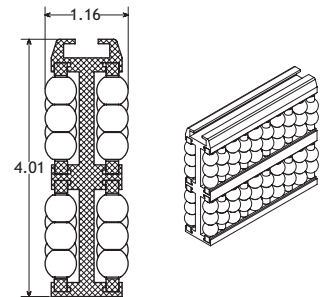
PSBR-1 (Use with PSSPUHMW)



PDBR-2 (Use with PSDSPUHMW)

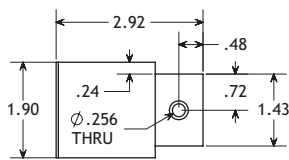
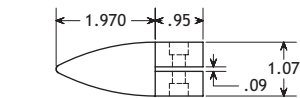


PSDBR-3 (Use with PDSPUHMW)

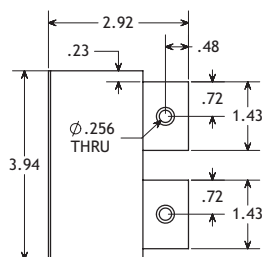
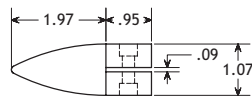


PDDBR-4 (Use with PDDSPUHMW)

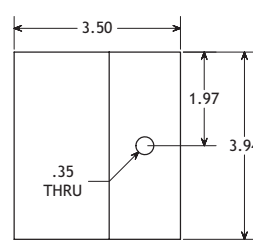
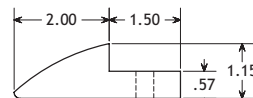
# POBCO Plow Ends COMMONLY MACHINED IN UHMW AND ACETAL



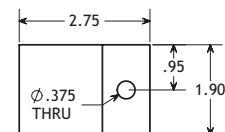
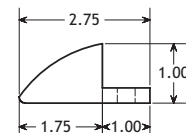
PSDSPUHMW



PDDSPUHMW



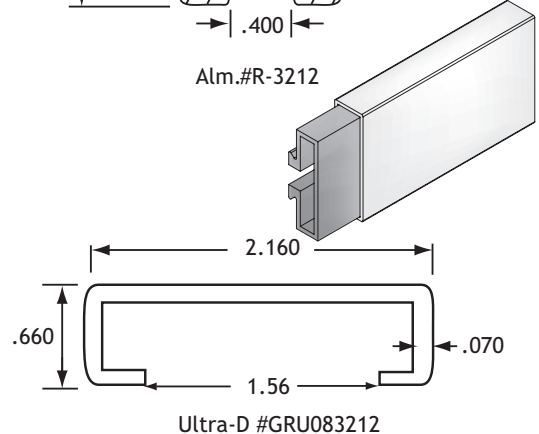
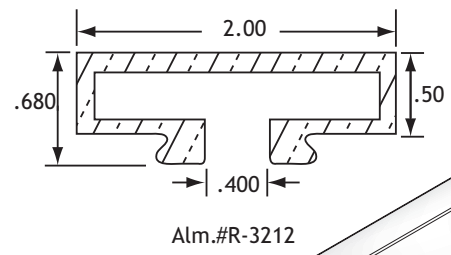
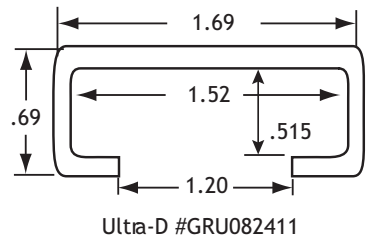
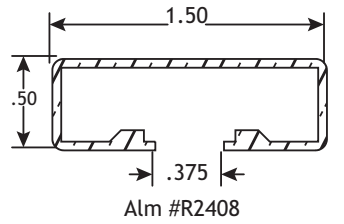
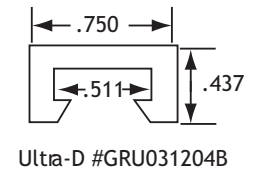
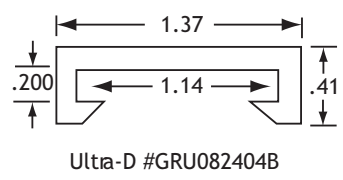
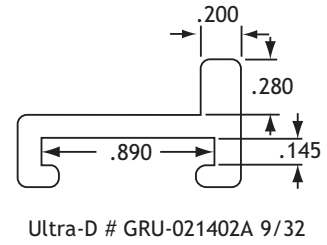
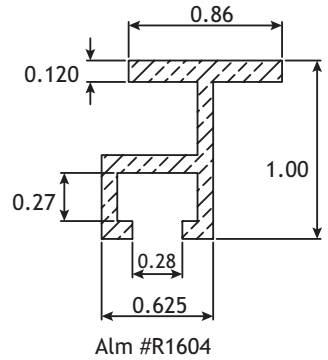
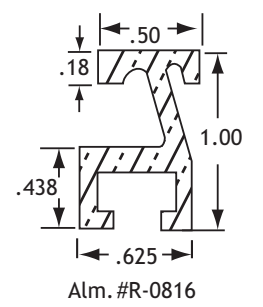
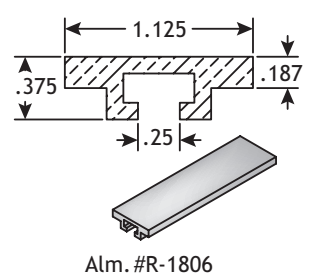
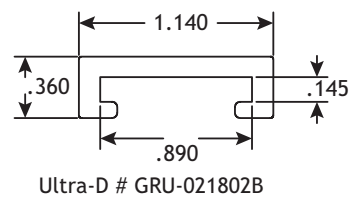
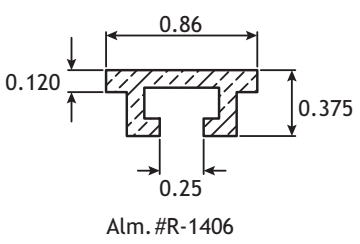
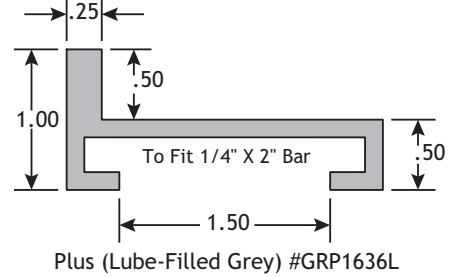
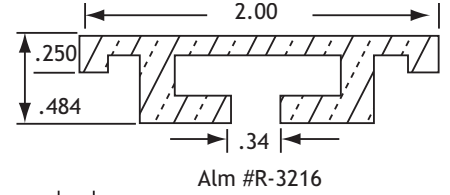
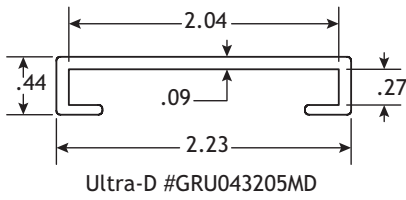
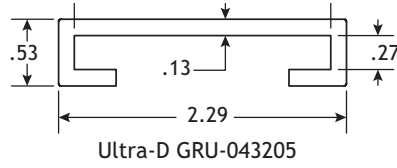
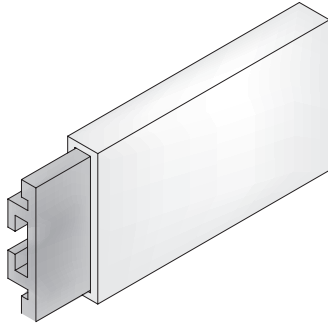
PDSPUHMW



PSSPUHMW

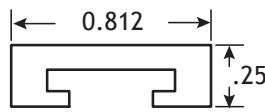
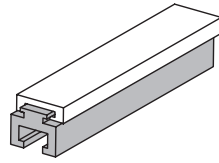
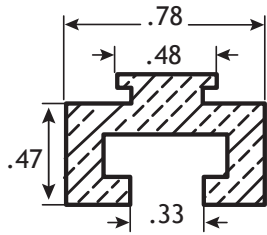
# POBCO Guide Rail Covers & Aluminum Rails

ULTRA-D (UHMW) is the most common Cover Material. Other materials available upon request. Aluminum & Plastic normally shipped unassembled.

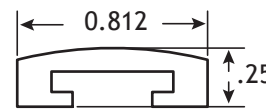


# POBCO Guide Rail Covers & Aluminum Rails

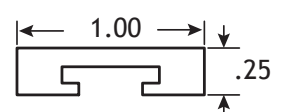
ULTRA-D (UHMW) is the most common Cover Material. Other materials available upon request. Aluminum & Plastic normally shipped unassembled.



Ultra-D #GRU0413F

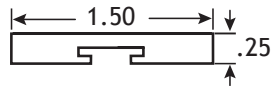
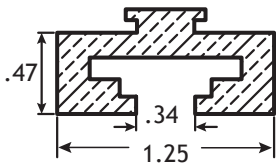


Ultra-D #GRU0413C

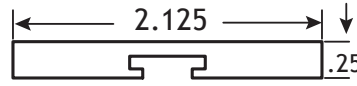


Ultra-D #GRU0416F

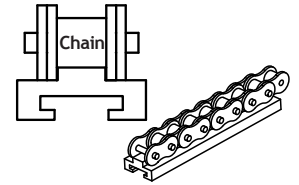
Alm #R-1310  
(Use 5/16 Hex Bolt for mounting)



Ultra-D #GRU0424F

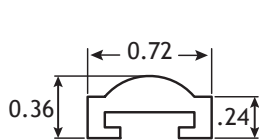


Ultra-D #GRU0434F

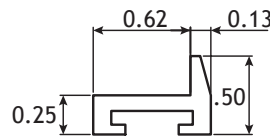


Ultra-D # CRU-chain #

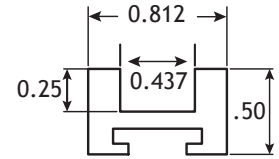
Alm #R-2010  
(Use 5/16 Hex Bolt for mounting)



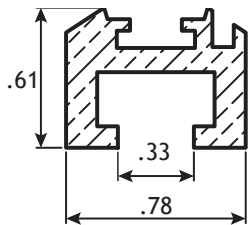
Ultra-D #GRU0413R



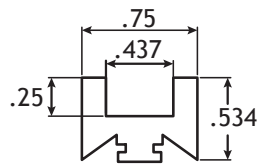
Ultra-D #GRU0812L



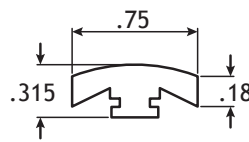
Ultra-D #GRU0813



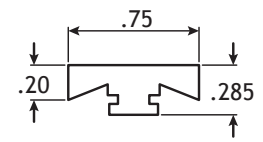
Alm #R-1310WS  
(Use 5/16 Hex Bolt for mounting)



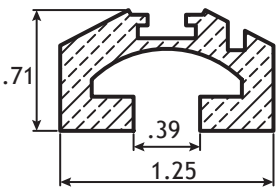
Ultra-D #GRU081207



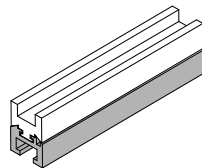
Ultra-D #GRU0412C



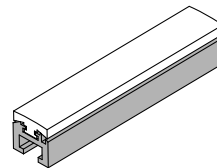
Ultra-D #GRU0412F



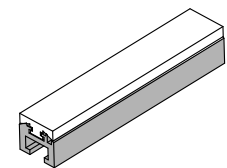
Alm #R-1220  
(Use 5/16 Hex Bolt for mounting)



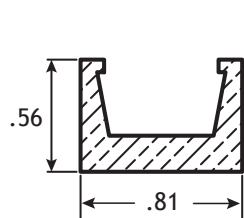
ALM # R-1310WS  
Ultra-D #GRU-081207



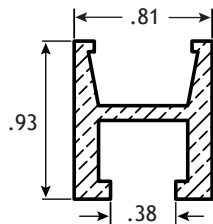
ALM # R-1310WS  
Ultra-D #GRU0412C



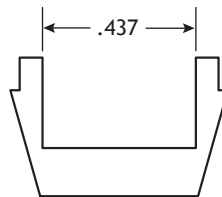
ALM # R-1310WS  
Ultra-D #GRU0412F



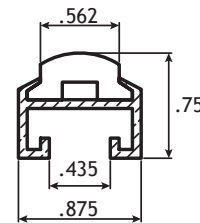
ALM # R-1309



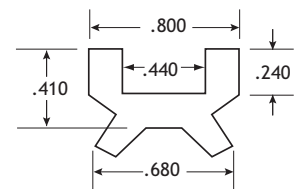
ALM # R-0615



Ultra-D #GRU061007



ALM & Ultra-D  
Assembly #GRA1214R



Ultra-D Cable Guide  
# CHCU2120L120

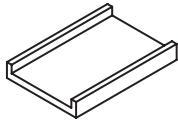
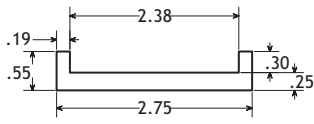
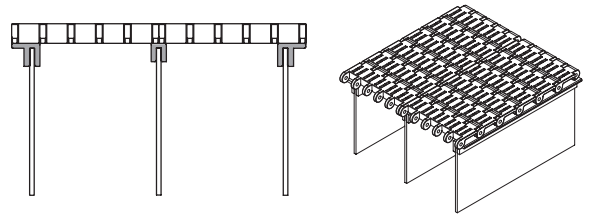
pobco@pobcoplastics.com

FAX: 508.791.3247

T: 508.791.6376

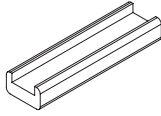
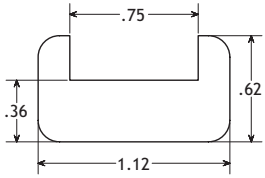
# POBCO Guides and Raceways for Modular Belting and Chain

ULTRA-D (UHMW) and Plus (Lube-Filled UHMW) are most common materials.



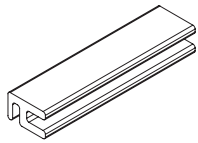
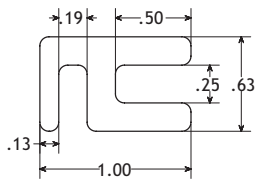
#P1U-0538

Material: Ultra-D



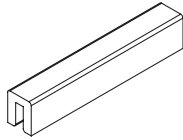
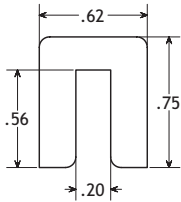
#P1U-0412

Material: Ultra-D



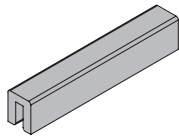
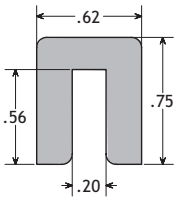
#CTU1016

Material: Ultra-D



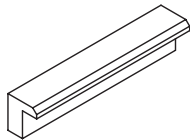
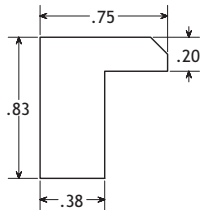
#CTU1210

Material: Ultra-D



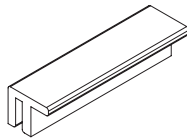
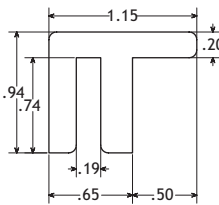
#CTP1210

Material: Plus



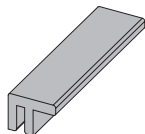
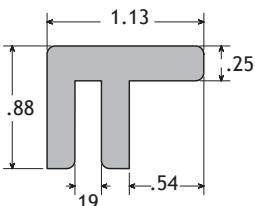
#CTU13125

Material: Ultra-D



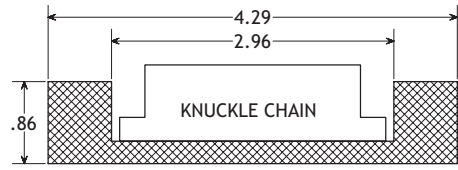
#CTU1518LEG

Material: Ultra-D



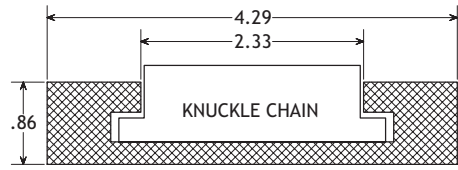
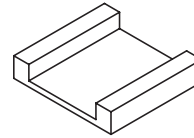
#CTP1518LEG

Material: Plus



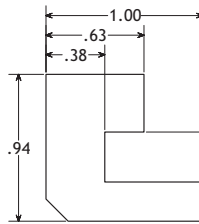
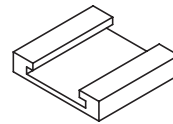
#CGU3000

Material: Ultra-D



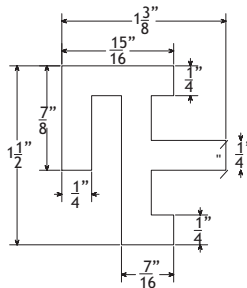
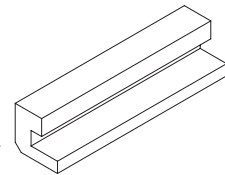
#CGU3000TAB

Material: Ultra-D



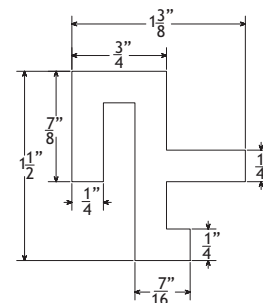
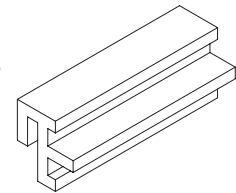
#CTU1516

Material: Ultra-D



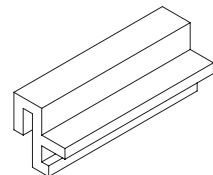
#KCGU2224A

Material: Ultra-D



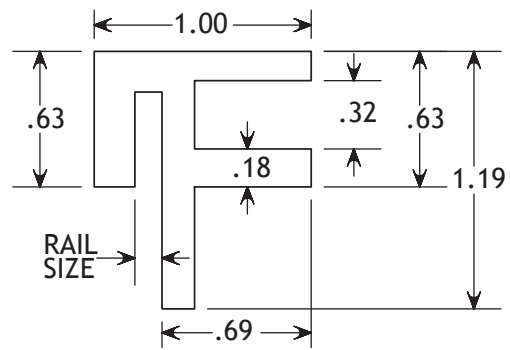
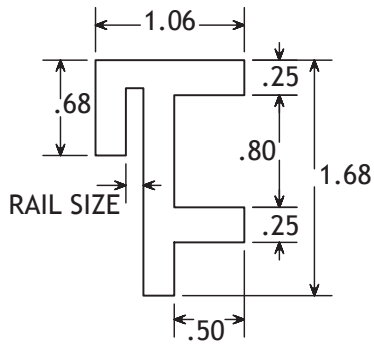
#KCGU2224B

Material: Ultra-D



# POBCO Belt Guides

For 2200/2400 Series Belt. Offered in Ultra-D (UHMW) and Lube-Filled UHMW (POBCO Plus).

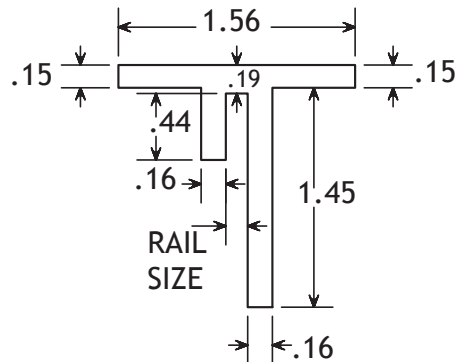
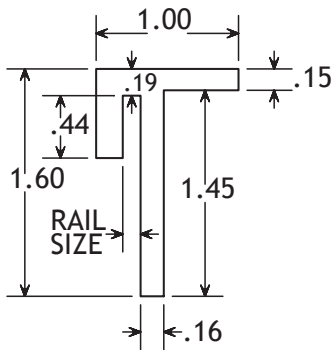


For 1/8" Thick Rail  
FLUSH EDGE  
# CGU-021727 UHMW  
# CGP-021727 PLUS LUBE FILLED

For 3/16" Thick Rail  
# CGU-031727 UHMW  
# CGP-031727 PLUS

For 1/8" Thick Rail  
TABBED EDGE  
# CGU-021619 UHMW  
# CGP-021619 PLUS LUBE FILLED

For 3/16" Thick Rail  
# CGU-031619 UHMW  
# CGP-031619 PLUS



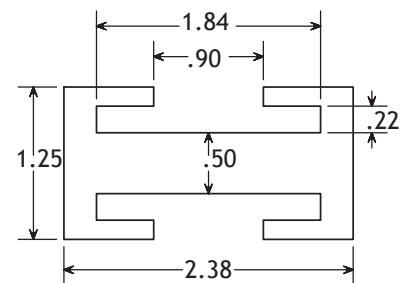
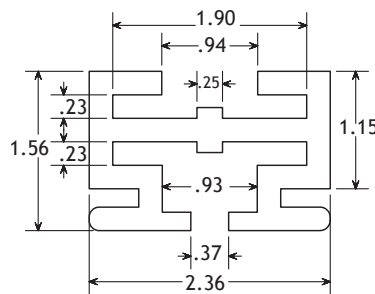
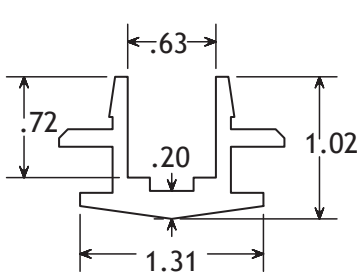
For 1/8" Thick Rail  
ANGLE  
# CGU-021625 UHMW  
# CGP-021625 PLUS LUBE FILLED

For 3/16" Thick Rail  
# CGU-031625 UHMW  
# CGP-031625 PLUS

For 1/8" Thick Rail  
CENTER RAIL  
# CGU-022525 UHMW  
# CGP-022525 PLUS LUBE FILLED

For 3/16" Thick Rail  
# CGU-032525 UHMW  
# CGP-032525 PLUS LUBE FILLED

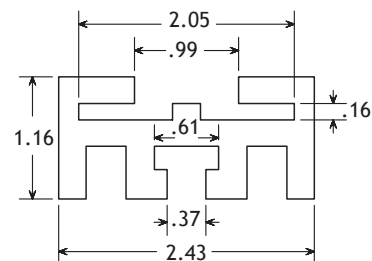
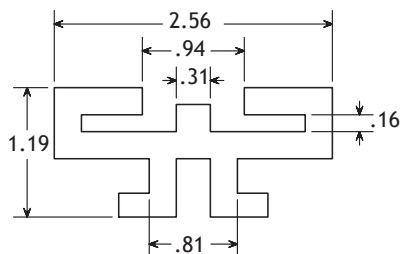
# POBCO Roller Chain Guides



Green Ultra-D (UHMW) CGU-DPAMS  
Plus (Lube-Filled UHMW) CGP-DPAMS

Ultra-D (UHMW) CGK1U50S  
Used with #50 ASA Roller chain  
with K-1 attachments

Ultra-D (UHMW) CGK1U2050TAB

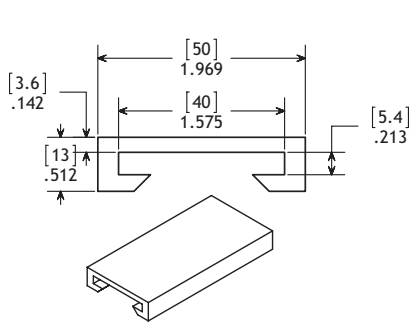


Ultra-D (UHMW) CGK1U1147

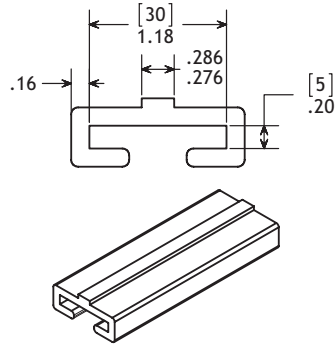
Ultra-D (UHMW) CGK1U1206

# POBCO Guide Rail Snap Ons

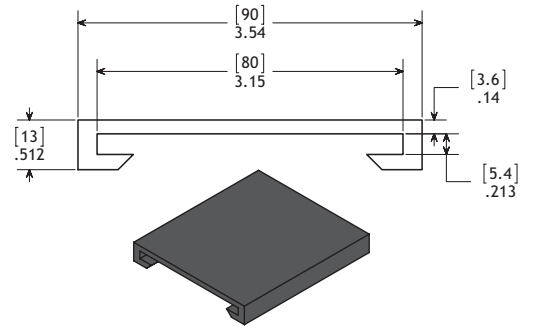
Ultra-D (UHMW) is the most common material. Other materials or colors on special request.



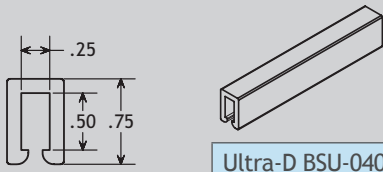
Ultra-D GRU5.44013mm



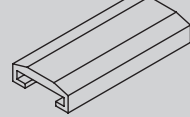
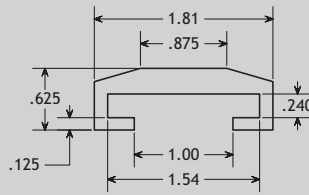
Ultra-D # GRU-5mm30mm



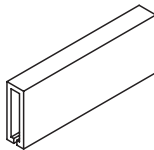
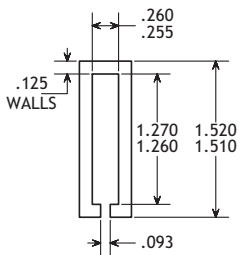
Black Ultra-D GRU5.48013mm



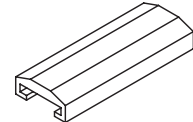
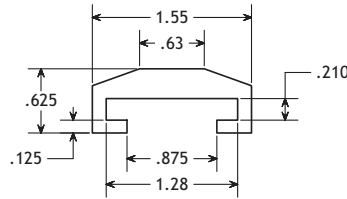
Ultra-D BSU-040812B



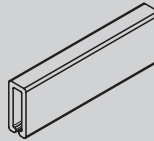
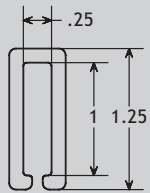
Ultra-D GRU032410



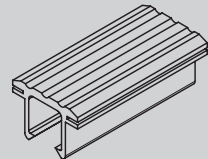
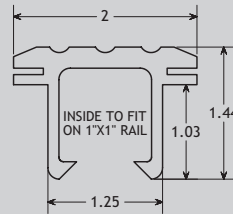
Ultra-D GRU-042024



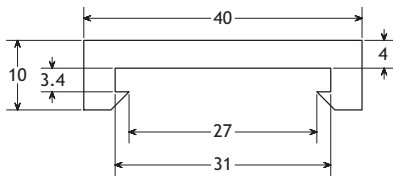
Ultra-D GRU032010



Ultra-D GRU-041620

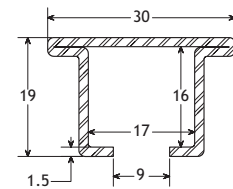
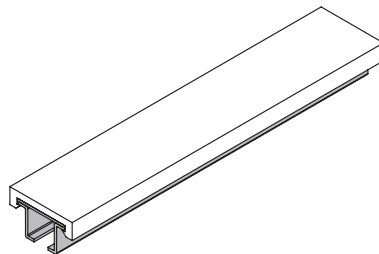


Ultra-D GRU-161622WT



PP38584123L3M

Green Ultra-D | 3 Meter Lengths



PP38484121L3M

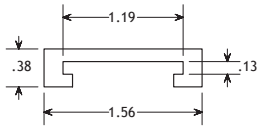
304 Stainless Steel | 3 Meter Lengths



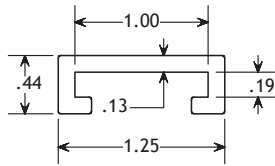
# POBCO Guide Rail Snap-Ons

Material: UHMW

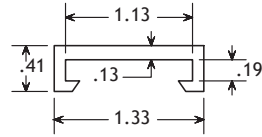
## For 1/8" and 3/16" Rail



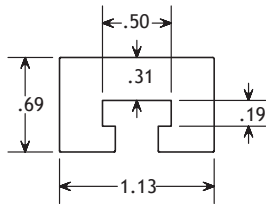
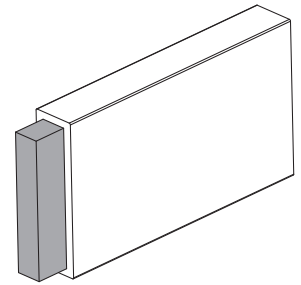
**#GRU021906**  
Fits 1/8x1-3/16



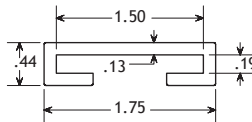
**#GRU031607**  
Fits 3/16x1



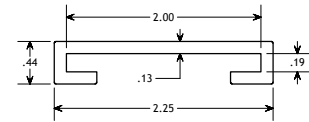
**#GRU082404B**  
Fits 3/16x1-1/8



**#GRU030811**  
Fits 3/16x1-1/2

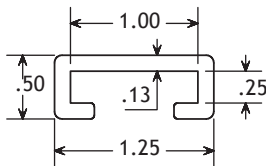


**#GRU032407**  
Fits 3/16x1-1/2

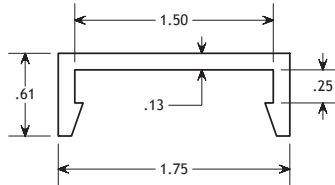


**#GRU033224**  
Fits 3/16x2

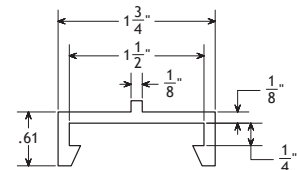
## For 1/4" Rail



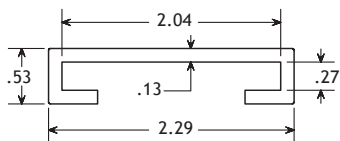
**#GRU041607**  
Fits 1/4x1



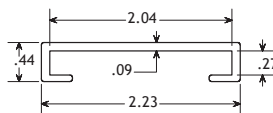
**#GRU042410B**  
Fits 1/4x1-1/2



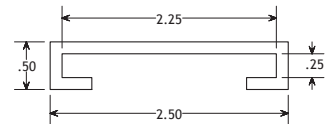
**#GRU042410BL1/8**  
Fits 1/4x1-1/2



**#GRU043205**  
Fits 1/4x2

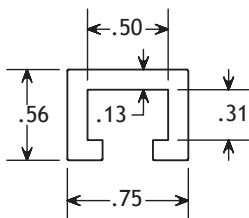


**#GRU043205MD**  
Fits 1/4x2

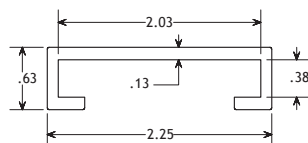


**#GRU043608**  
Fits 1/4x2-1/4

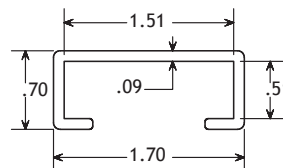
## For 5/16", 3/8", 1/2" Rail



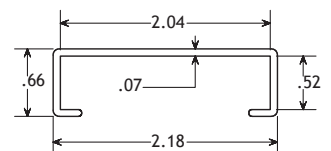
**#GRU050809**  
Fits 5/16x1/2



**#GRU063211**  
Fits 3/8x2



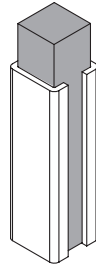
**#GRU082411**  
Fits 1/2x1-1/2



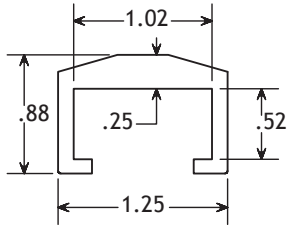
**#GRU083212**  
Fits 1/2x2

# POBCO Guide Rail Snap-Ons

Many Sizes Suitable for Spiral Conveyors

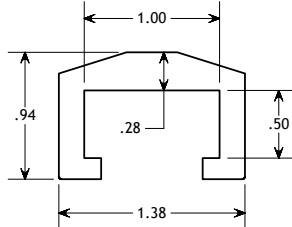


Material: UHMW



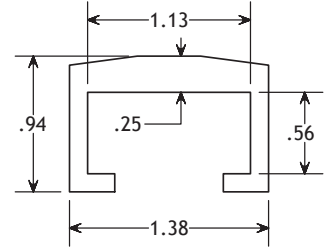
**#GRU081615LD**

To fit 1/2x1



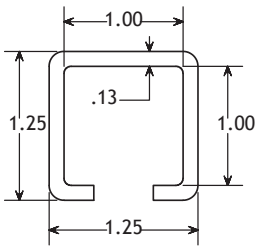
**#GRU081615**

To fit 1/2-1"



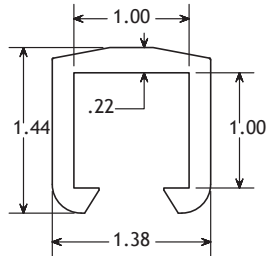
**#GRU091821**

To fit 9/16x1-1/8



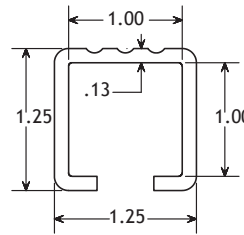
**#GRU161620**

To fit 1x1



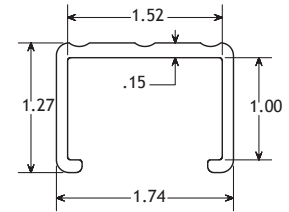
**#GRU161623**

To fit 1x1



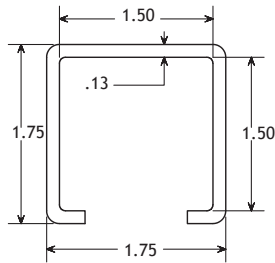
**#GRU161620RIB**

To fit 1x1



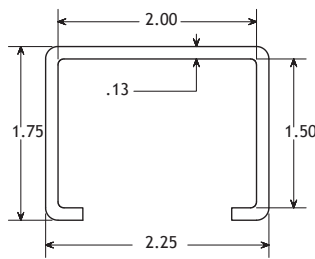
**#GRU1624RIB**

To fit 1x1-1/2



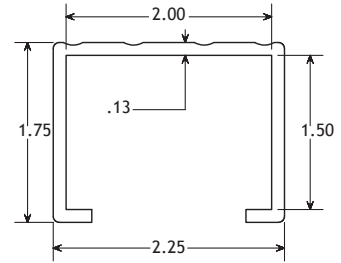
**#GRU242428**

To fit 1-1/2x1-1/2



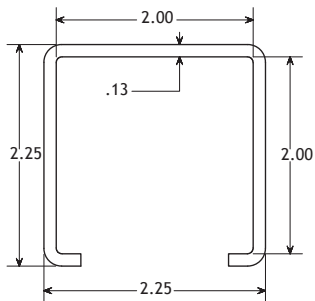
**#GRU243215**

to fit 1-1/2x2



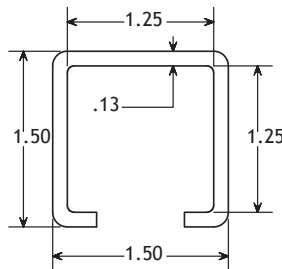
**#GRU243215RIB**

To fit 1-1/2x2



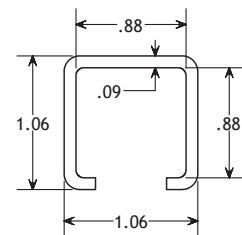
**#GRU323236**

To fit 2x2



**#GRU202024**

To fit 1-1/4x1-1/4



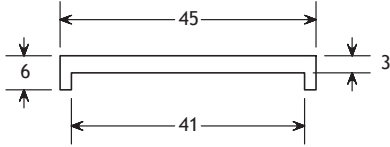
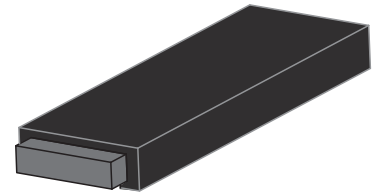

**#GRU141417L120**

To fit 7/8x7/8

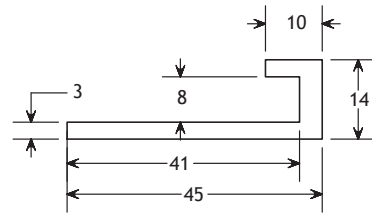
# POBCO Metric Guides

**Material: Ultra-D (UHMW)**

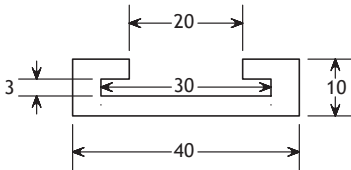
Other materials or colors on special request.



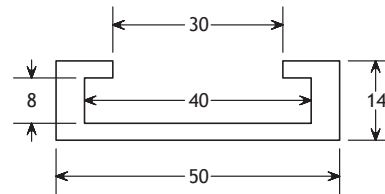
CGU41MM3MML120G	Green UHMW
CGU41MM3MML120B	Black UHMW



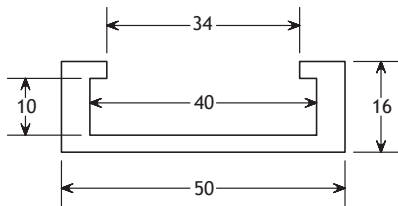
GAU14MMLEGL120G	Green UHMW
GAU14MMLEGL120B	Black UHMW



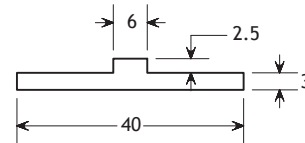
GRU3MM30MML120G	Green UHMW
GRU3MM30MML120B	Black UHMW



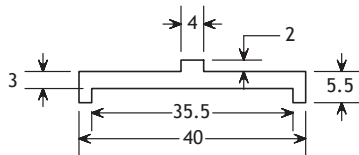
GRU8MM40MML120G	Green UHMW
GRU8MM40MML120B	Black UHMW



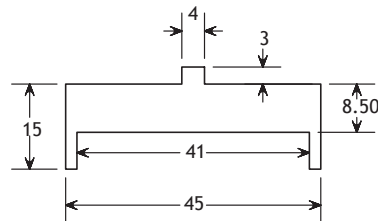
GRU10MM40MML120G	Green UHMW
GRU10MM40MML120B	Black UHMW



WSU3MM40MML120G	Green UHMW
WSU3MM40MML120B	Black UHMW



WSU40MML120G	Green UHMW
WSU40MML120B	Black UHMW



WSU45MML120G	Green UHMW
WSU45MML120B	Black UHMW

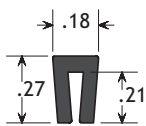
# POBCO Bar Snap-Ons

(for Chain Guides, Bumpers, & Edge Covers)

## Materials:

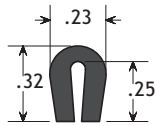
- Ultra-D (UHMW) BSU prefix
- Plus (fluid lube-filled UHMW) BSP prefix
- Nylon MD (Nylatron GS) BSG prefix
- Nylon (Natural) BSN Prefix

### Fits 1/16" Rail



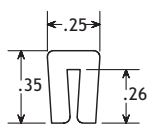
#BSG010205

Material: Nylon MD  
Fits 1/16" Rail



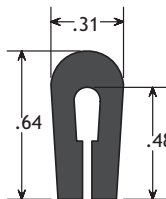
#BSG010405

Material: Nylon MD  
Fits 1/16" Rail



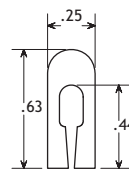
#BSU010405

Material: UHMW  
Fits 1/16" Rail



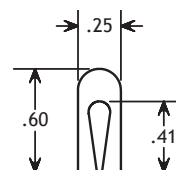
#BSG010709

Material: Nylon MD  
Fits 1/16-3/32" Rail



#BSU010710

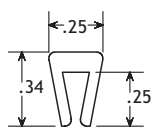
Material: UHMW  
Fits 1/16-3/32" Rail



#BSU020710

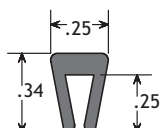
Material: UHMW  
Fits 1/16" Rail

### Fits 1/8" Rail



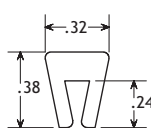
#BSU020404

Material: UHMW  
Fits 1/8" Rail



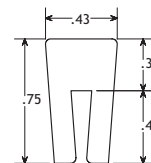
#BSP020404

Material: Plus  
Fits 1/8" Rail



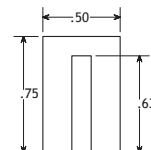
#BSU020306S

Material: UHMW  
Fits 1/8" Rail



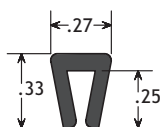
#BSU020712

Material: UHMW  
Fits 1/8" Rail



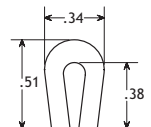
#BSU021012

Material: UHMW  
Fits 1/8" Rail



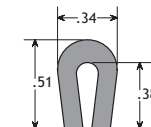
#BSG020405

Material: Nylon MD  
Fits 1/8" Rail



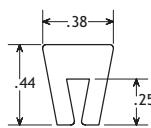
#BSU020608

Material: UHMW  
Fits 1/8" Rail



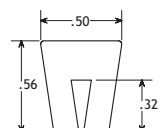
#BSP020608

Material: Plus  
Fits 1/8" Rail



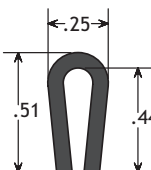
#BSU020307

Material: UHMW  
Fits 1/8" Rail



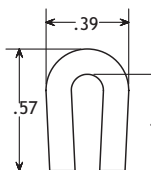
#BSU020509

Material: UHMW  
Fits 1/8" Rail



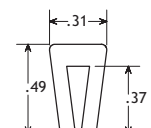
#BSG020708

Material: Nylon MD  
Fits 1/8" Rail



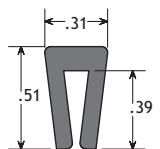
#BSN020709

Material: Nylon White  
Fits 1/8" Rail



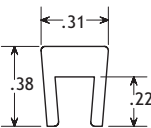
#BSU020609

Material: UHMW  
Fits 1/8" Rail



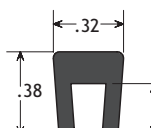
#BSP020609

Material: Plus  
Fits 1/8" Rail



#BSN020306

Material: Nylon White  
Fits 1/8" Rail



#BSG020306

Material: Nylon MD  
Fits 1/8" Rail

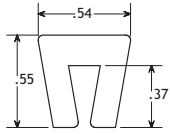
# POBCO Bar Snap-Ons

(for Chain Guides, Bumpers, & Edge Covers)

## Materials:

- Ultra-D (UHMW) BSU prefix
- Plus (fluid lube-filled UHMW) BSP prefix
- Nylon MD (Nylatron GS) BSG prefix

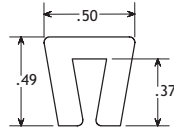
### Fits 3/16" Rail



**#BSU030509**

Material: UHMW

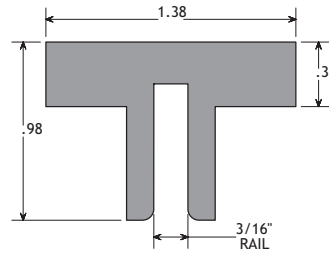
Fits 3/16" Rail



**#BSU030608**

Material: UHMW

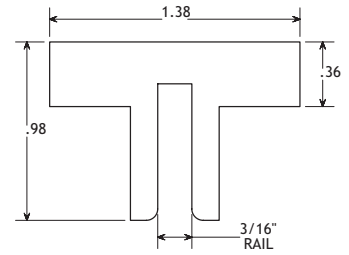
Fits 3/16" Rail



**#BSP031315TTOP**

Material: Plus

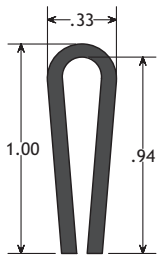
Fits 3/16" Rail



**#BSU031315TTOP**

Material: UHMW

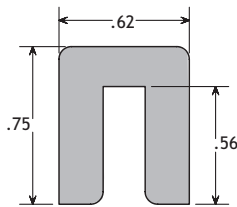
Fits 3/16" Rail



**#BSG031516**

Material: Nylon MD

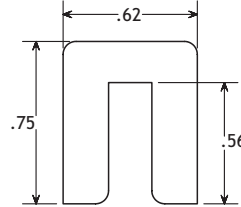
Fits 1/8-3/16" Rail



**#CTP1210**

Material: Plus

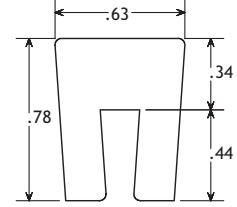
Fits 3/16" Rail



**#CTU1210**

Material: UHMW

Fits 3/16" Rail

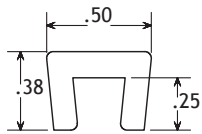


**#BSU030713**

Material: UHMW

Fits 3/16" Rail

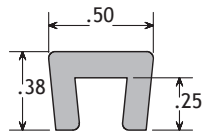
### Fits 1/4" Rail



**#BSU040406**

Material: UHMW

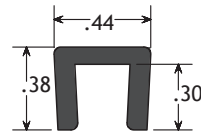
Fits 1/4" Rail



**#BSP040406**

Material: Plus

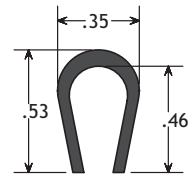
Fits 1/4" Rail



**#BSG040506**

Material: Nylon MD

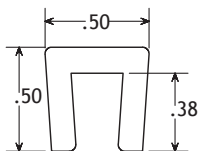
Fits 1/4" Rail



**#BSG040708**

Material: Nylon MD

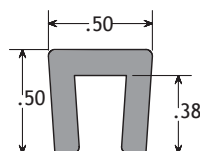
Fits 1/4" Rail



**#BSU040608**

Material: UHMW

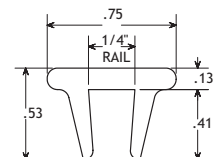
Fits 1/4" Rail



**#BSP040608**

Material: Plus

Fits 1/4" Rail



**#BSU040608WTC**

Material: UHMW

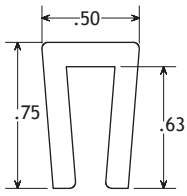
Fits 1/4" Rail

# POBCO Bar Snap-Ons (for Chain Guides, Bumpers, & Edge Covers)

## Materials:

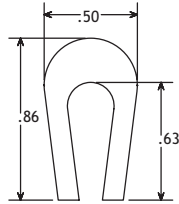
- Ultra-D (UHMW) BSU prefix
- Plus (fluid lube-filled UHMW) BSP prefix
- Nylon MD (Nylatron GS) BSG prefix

### Fits 1/4" Rail



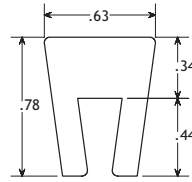
#BSU041012

Material: UHMW  
Fits 1/4" Rail



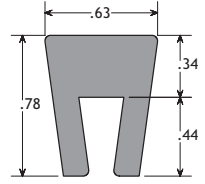
#BSU041014

Material: UHMW  
Fits 1/4" Rail



#BSU040713

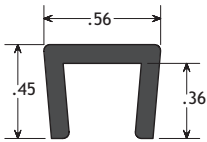
Material: UHMW  
Fits 1/4" Rail



#BSP040713

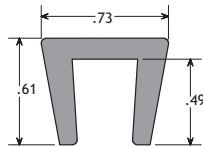
Material: Plus  
Fits 1/4" Rail

### Fits 3/8" Rail



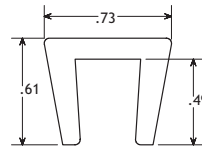
#BSG060607

Material: Nylon MD  
Fits 3/8" Rail



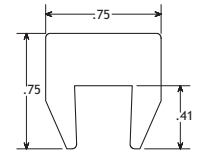
#BSP060810

Material: Plus  
Fits 3/8" Rail



#BSU060810

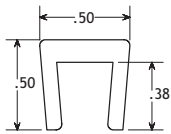
Material: UHMW  
Fits 3/8" Rail



#BSU061212

Material: UHMW  
Fits 3/8" Rail

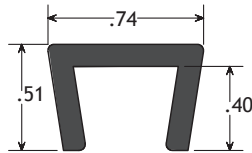
### Fits 5/16" Rail



#BSU050608

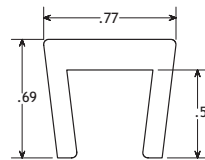
Material: UHMW  
Fits 5/16" Rail

### Fits 1/2" Rail



#BSG080708

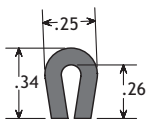
Material: Nylon MD  
Fits 1/2" Rail



#BSU080811

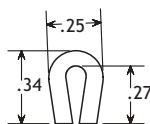
Material: UHMW  
Fits 1/2" Rail

### Fits 3/32" Rail



#BSP010506

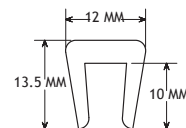
Material: Plus  
Fits 3/32" Rail



#BSU010506

Material: UHMW  
Fits 3/32" Rail

### Fits 6MM Rail



#BSU6MM10MM

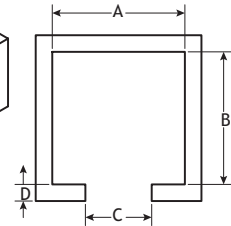
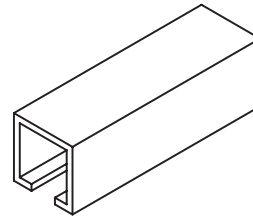
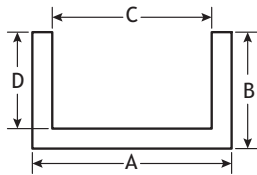
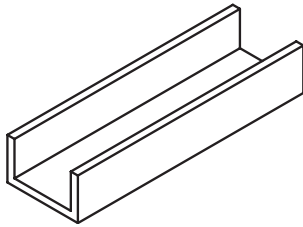
Material: UHMW  
Fits 6MM Rail



# POBCO High Temperature Wear Strips

## Materials:

- T = Virgin PTFE 450° maximum service temperature
- GT = Glass Filled PTFE 500° maximum service temperature
- UH = High Temp Ultra-D 275° maximum service temperature
- Virgin PTFE, HiTemp Ultra-D for USDA/FDA compliance. Glass Filled PTFE for improved wear characteristics.
- Please inquire for POBCO POBLON

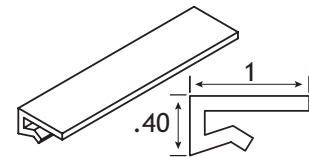
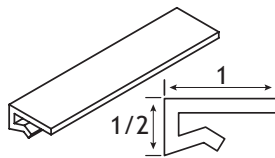
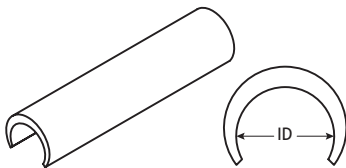


## Channel Guide

PART NUMBER	A	B	C	D
CGT-1610 CGGT-1610	1-1/4"	.730"	1"	.605"

## Guide Rail Snap On

PART NUMBER	A	B	C	D
GRT-161620 GRUH-161620	1"	1"	1/2"	1/8"



## Full Round Snap On

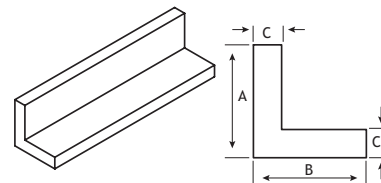
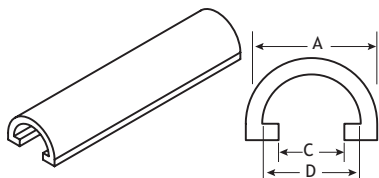
Cover round bar for nearly complete protection. 1/4" ID to 1" ID available. See page 32 for part numbers and size details.

## Flat Bar Clip On (Virgin PTFE)

Provides 1" protective cover for 1/8" to 1/4" thick rail. May require pinning. Part # **FBT-031602**

## Flat Bar Clip On (Hi Temp Ultra-D)

Provides 1" protective cover for 1/8" thick rail only. May require pinning. Part # **FBUH-021602**

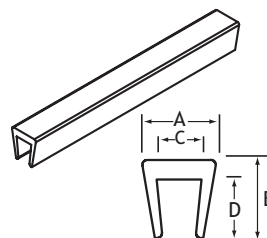


PART NUMBER	A	C	D	FITS OVER
HRT-081106	11/16"	1/4"	1/2"	1/2" Half Round
HRT-101307 HRUH101307	7/8"	3/8"	5/8"	5/8" Half Round
HRT-121508	1"	1/2"	3/4"	3/4" Half Round

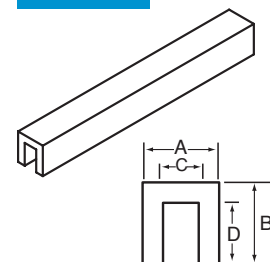
PART NUMBER	A	B	C
GAT-161604 GAGT-161604	1"	1"	1/4"
GAT-242404 GAGT-242404	1-1/2"	1-1/2"	1/4"
GAT-323204 GAGT-323204	2"	2"	1/4"

PART NUMBER	A	B	C	D	FITS RAIL	STYLE
BST-020411 BSGT-020411	9/32"	11/32"	1/8"	1/4"	1/8" - .134" Thick	X Y
BST-040608 BSGT-040608 BSUH040608	1/2"	1/2"	1/4"	3/8"	1/4" Thick	X Y X
BST-060810 BSGT-060810 BSUH060810	3/4"	5/8"	3/8"	1/2"	3/8" Thick	X Y X

## Style X



## Style Y



# POBCO Pet Bottle Straight Neck Guide Rails

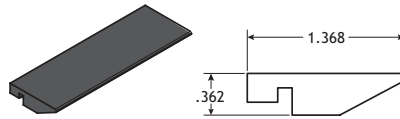
European Style (Overhead Transport of Pet Bottles) See page 31 for additional styles

## Available Materials:

- UHMW - Static-Reduced Black
- Green or Black Repro
- Hi-Wear UHMW - Green or Black

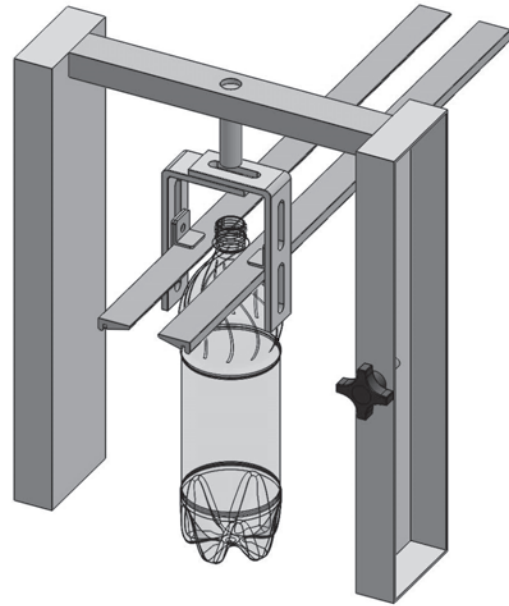
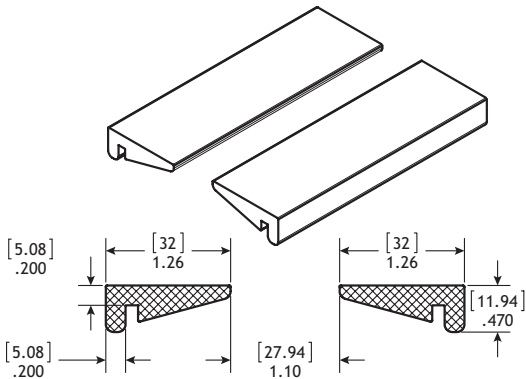
Note: Hi-Wear UHMW is 33% more wear resistant than regular UHMW plastic

PART NUMBER	MATERIAL
CPNECKGUIDE	Black Hi-Wear UHMW



STANDARD LENGTHS = 120"

PART NUMBER	MATERIAL
PET288BURG	Green Repro UHMW
PET288BURB	Black Repro UHMW
PET288BCPGREEN	Green Hi-Wear UHMW
PET288BCBLACK	Black Hi-Wear UHMW

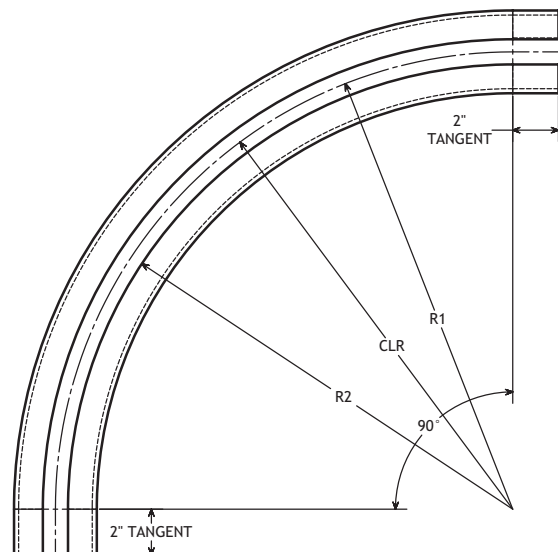
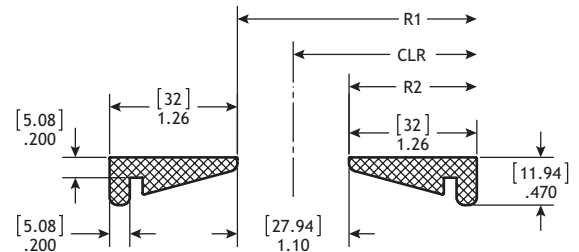


# POBCO Pet Bottle Curved Neck Guide Rails

(Overhead Transport of Pet Bottles) UHMW (Ultra-D) & HiWear UHMW (CPUHMW)

PART NUMBER	MATERIAL
PET28420URG	Green Repro UHMW
PET28420URB	Black Repro UHMW
PET28420CPGREEN	Green Hi-Wear UHMW
PET28420CBLACK	Black Hi-Wear UHMW
PET28430URG	Green Repro UHMW
PET28430URB	Black Repro UHMW
PET28430CPGREEN	Green Hi-Wear UHMW
PET28430CBLACK	Black Hi-Wear UHMW
PET28440URG	Green Repro UHMW
PET28440URB	Black Repro UHMW
PET28440CPGREEN	Green Hi-Wear UHMW
PET28440CBLACK	Black Hi-Wear UHMW

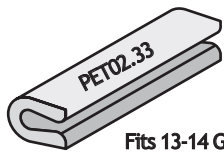
CLR	R1	R2
20	20.55	19.45
30	30.55	29.45
40	40.55	39.45



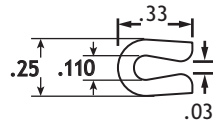
# POBCO Neck Guides for PET Bottles

(See pg 30 for European Style)

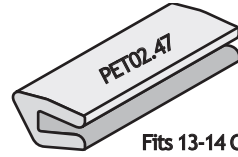
Neck Guides for high speed air conveying applications. Discuss your application with our Sales Department for material selection.



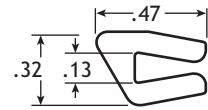
Fits 13-14 Ga.



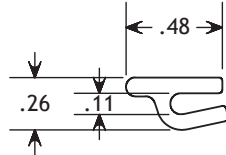
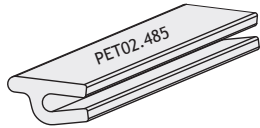
PART NUMBER	MATERIAL
PET02.33P	Plus (Lube Filled UHMW)
PET02.33HPG	High Performance (Gray UHMW)
PET02.33HP	High Performance (Red UHMW)



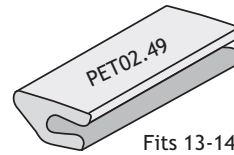
Fits 13-14 Ga.



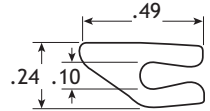
PART NUMBER	MATERIAL
PET02.47P	Plus (Lube Filled UHMW)



PET02.485HPGC250	High Performance (Gray UHMW)
------------------	------------------------------

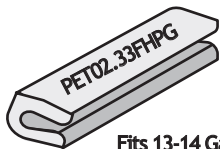


Fits 13-14 Ga.

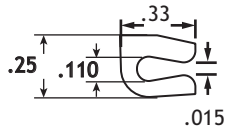


FITS 13-14 GA.

PET02.49HPG	High Performance (Gray UHMW)
PET02.49HP	High Performance (Red UHMW)



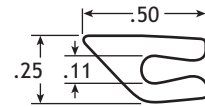
Fits 13-14 Ga.



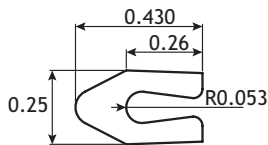

PET02.33FHPG	High Performance (Gray UHMW)
--------------	------------------------------




Fits 13-14 Ga.



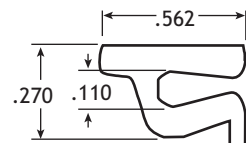

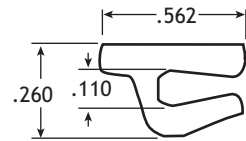
PET02.50U	Ultra-D (UHMW)
PET02.50P	Plus (Lube Filled UHMW)
PET02.50HP	High Performance (Red UHMW)



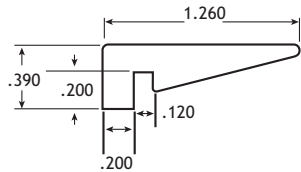
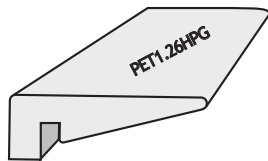
PET02.43HPG	High Performance (Gray UHMW)
-------------	------------------------------



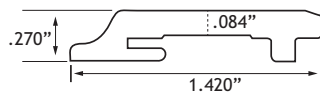
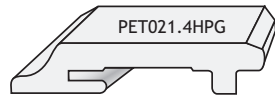
Fits 13-14 Ga.



PET02.56SHP (Sketch A)	High Performance (Red UHMW)
PET02.56LHP (Sketch B)	



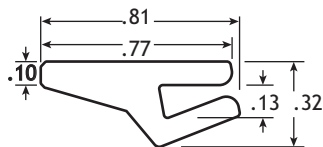
PET1.26HPG	High Performance (Gray UHMW)
------------	------------------------------



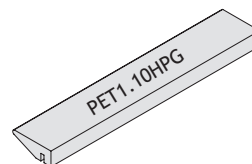
PET021.4HPG	High Performance (Gray UHMW)
-------------	------------------------------



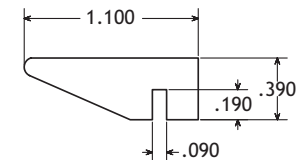
Fits 13-14 Ga.



PET02.81HPG	High Performance (Gray UHMW)
PET02.81SD	Static-Reduced (Black UHMW)
PET02.81HP	High Performance (Red UHMW)



PET1.10HPG	High Performance (Gray UHMW)
------------	------------------------------



# POBCO Half Round Snap-Ons

## Materials:

- Ultra-D (UHMWPE)
- Plus (fluid lube-filled UHMWPE)
- Nylon MD (dry lubricant-filled nylon)
- PTFEs (Hi-Temp)\*

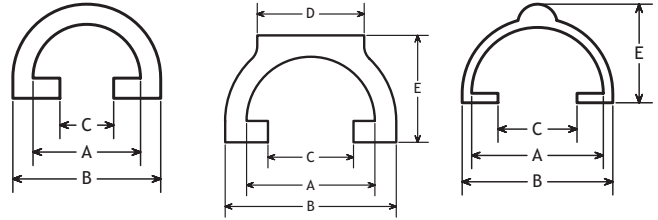

## Stainless Steel Round Rods

1/4" diameter – 1/4RoundSSL144  
 1/2" diameter – 1/2RoundSSL144  
 3/8" diameter – 3/8RoundSSL144



## Stainless Steel Half Rounds

HR08SS - 1/2"  
 HR10SS - 5/8"  
 HR12SS - 3/4"



PROFILE 1

PROFILE 2

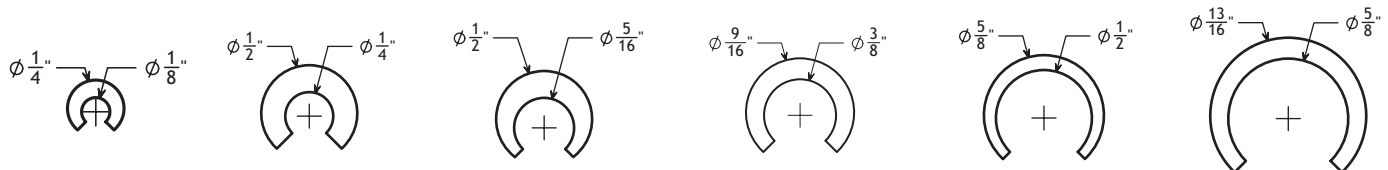
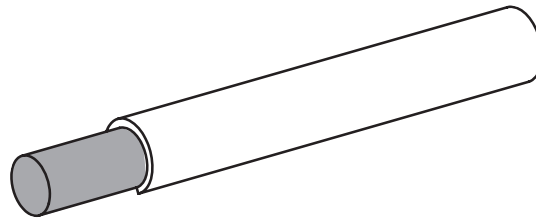
PROFILE 3

PART NUMBER	PROFILE	A	B	C	D	E	MATERIAL
HRU-081106*	1	1/2	11/16	1/4	-	-	UHMW
HRU-101307*	1	5/8	13/16	3/8	-	-	UHMW
HRG-101208	3	5/8	25/32	3/8	-	13/32	Nylon MD
HRU-121508*	1	3/4	1	1/2	-	-	UHMW
HRU-121510	2	3/4	1	9/16	5/8	19/32	UHMW

# POBCO Full Round Snap-Ons

## Materials:

- Ultra-D (UHMWPE)
- Plus (fluid lube-filled UHMWPE)
- Nylon
- Virgin PTFE



1/8" Full Round Snap-On  
 FRU-0204 (UHMW)  
 FRN-0204 (Nylon)

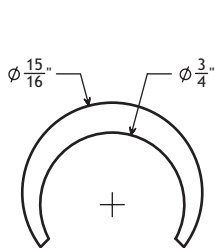
1/4" Full Round Snap-On  
 FRU-0408 (UHMW)  
 FRT-0407 (PTFE)

5/16" Full Round Snap-On  
 FRU-0508 (UHMW)  
 FRT-0507 (PTFE)

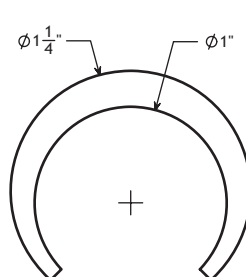
3/8" Full Round Snap-On  
 FRU-0609 (UHMW)  
 FRT-0611 (PTFE)

1/2" Full Round Snap-On  
 FRU-0811 (UHMW)  
 FRT-0811 (PTFE)

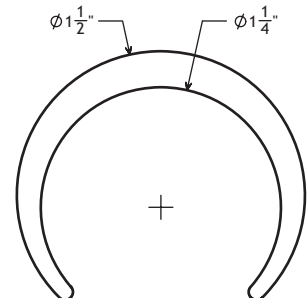
5/8" Full Round Snap-On  
 FRU-1013 (UHMW)  
 FRT-1013 (PTFE)



3/4" Full Round Snap-On  
 FRU-1215 (UHMW)

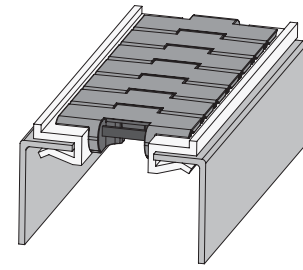


1" Full Round Snap-On  
 FRU-1620 (UHMW)

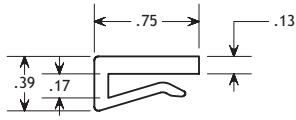


1-1/4" Full Round Snap-On  
 FRU-2024 (UHMW)

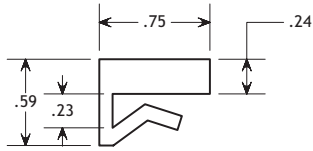
# POBCO Flat Bar Clip-Ons



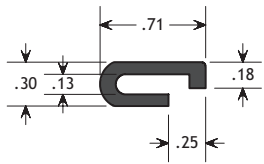
## 3/4" Wide Options



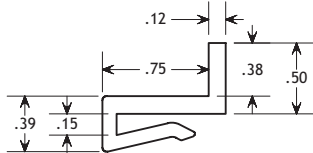
**#FBU021202**  
 Material: UHMW  
 Fits 1/8" Rail



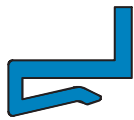
**#FBU021204**  
 Material: UHMW  
 Fits 1/8"-3/16" Rail



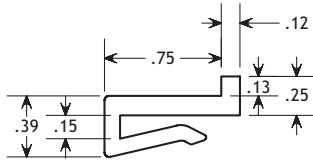
**#FBG021201A**  
 Material: Nylon MD  
 Fits 1/8" Rail



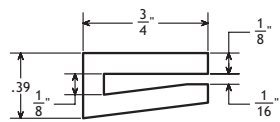
**#FBU021402A3/8**  
 Material: UHMW  
 Fits 1/8" Rail



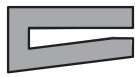
**#FBU021402A3/8B**  
 Material: Blue UHMW  
 Color: Blue



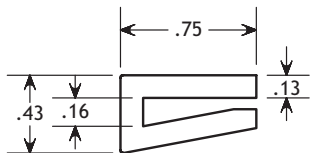
**#FBU021402A1/8**  
 Material: UHMW  
 Fits 1/8" Rail



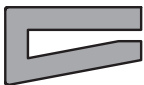
**#FB12U011202**  
 Material: UHMW  
 Fits 1/8" Rail



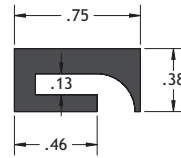
**#FB12P011202**  
 Material: Plus  
 Color: Grey



**#FB9U011202**  
 Material: UHMW  
 Fits 1/8"-5/32" Rail

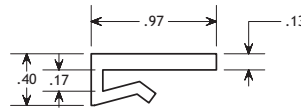


**#FB9P011202**  
 Material: Plus  
 Color: Grey



**#FBU021206C100B**  
 Material: UHMW Black  
 Fits 1/8" Rail

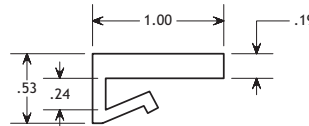
## 1" Wide Options



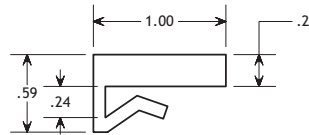
**#FBU021602**  
 Material: UHMW  
 Fits 1/8" Rail



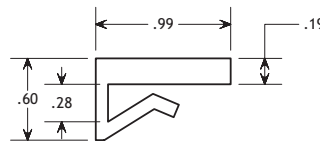
**#FBSRU021602**  
 Material: Black Static Reduced UHMW  
 Color: Black



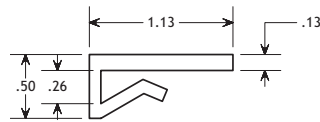
**#FBU021603**  
 Material: UHMW  
 Fits 1/8"-3/16" Rail



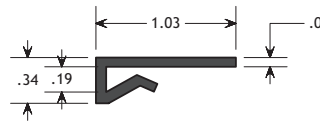
**#FBU021604**  
 Material: UHMW  
 Fits 1/8"-3/16" Rail



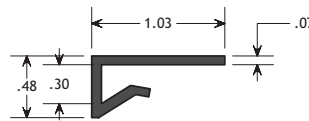
**#FBU041603**  
 Material: UHMW  
 Fits 3/16"-1/4" Rail



**#FBU041802**  
 Material: UHMW  
 Fits 1/4" Rail



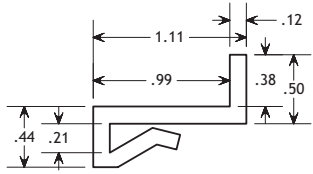
**#FBG031601**  
 Material: Nylon MD  
 Fits 1/8"-3/16" Rail



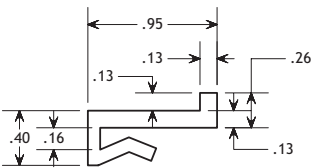
**#FBG051601**  
 Material: Nylon MD  
 Fits 1/4"-5/16" Rail

# POBCO Flat Bar Clip-Ons

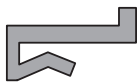
## 1" Wide Options



**#FBU031802A3/8**  
 Material: UHMW  
 Fits 1/8"-3/16" Rail

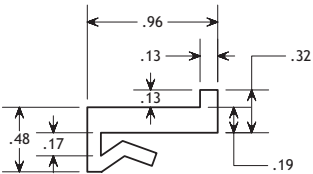


**#FBU011602A1/8**  
 Material: UHMW  
 Fits 1/8" Rail

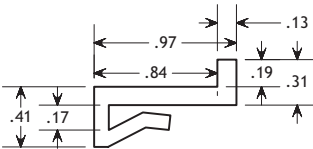


**#FBP011602A1/8**  
 Material: Plus  
 Color: Grey

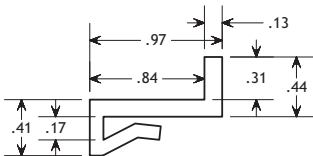
**#FBSRU011602A1/8**  
 Material: Black Static Reduced UHMW  
 Color: Black



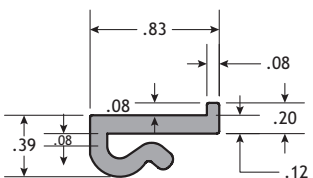
**#FBU011603A1/8**  
 Material: UHMW  
 Fits 1/8" Rail



**#FBU011602A3/16**  
 Material: UHMW  
 Fits 1/8" Rail

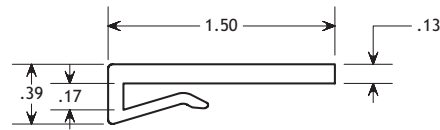


**#FBU011602A5/16**  
 Material: UHMW  
 Fits 1/8" Rail

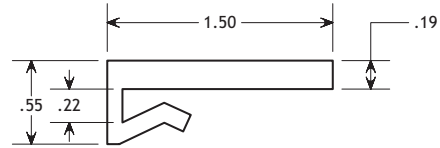


**#FBU21MMA2MM**  
 Material: Green UHMW  
 Fits 1/8" Rail

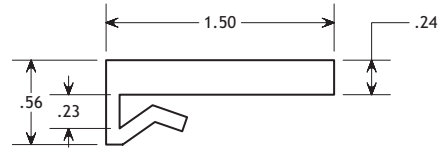
## 1-1/2" Wide Options



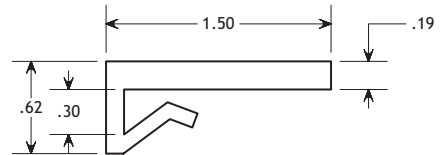
**#FBU022402**  
 Material: UHMW  
 Fits 1/8" Rail



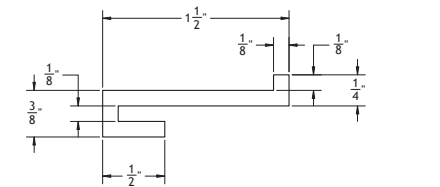
**#FBU022403**  
 Material: UHMW  
 Fits 1/8"-3/16" Rail



**#FBU022404**  
 Material: UHMW  
 Fits 1/8"-3/16" Rail

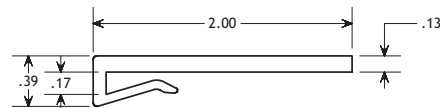


**#FBU042403**  
 Material: UHMW  
 Fits 3/16"-1/4" Rail

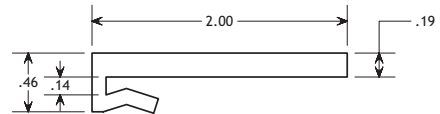


**#FBU022402A1-8S**  
 Material: UHMW  
 Fits 1/8" Rail

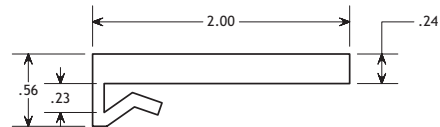
## 2" Wide Options



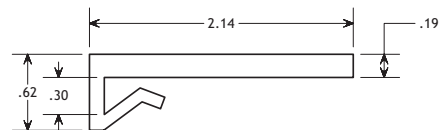
**#FBU023202**  
 Material: UHMW  
 Fits 1/8" Rail



**#FBU023203**  
 Material: UHMW  
 Fits 1/8" Rail



**#FBU023204**  
 Material: UHMW  
 Fits 1/8" Rail



**#FBU043203**  
 Material: UHMW  
 Fits 3/16"-1/4" Rail


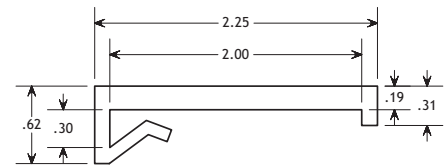
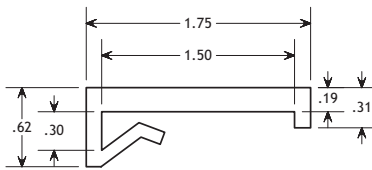
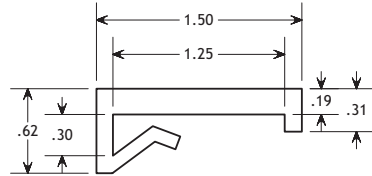
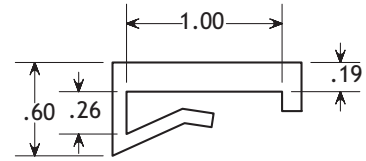
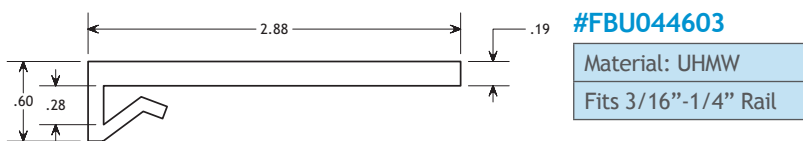
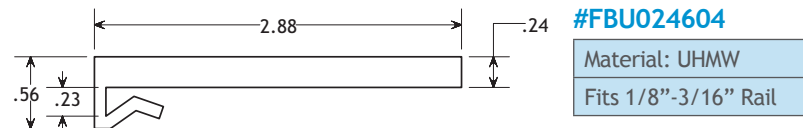
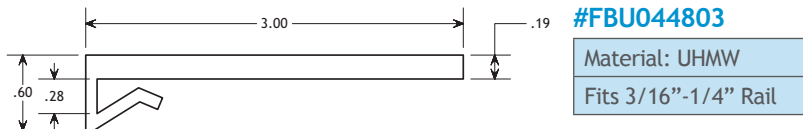
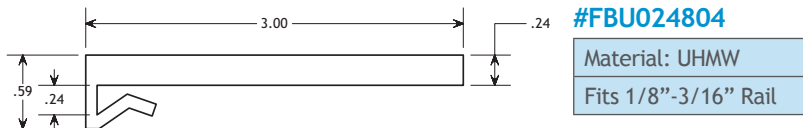
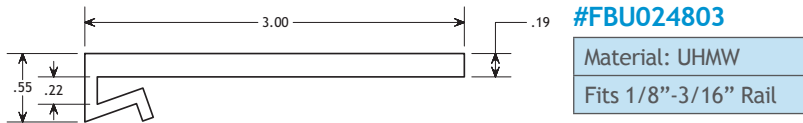
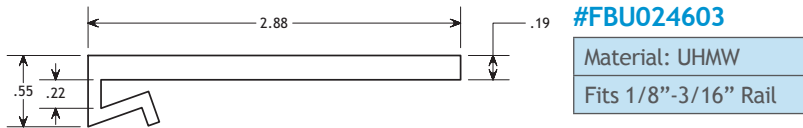
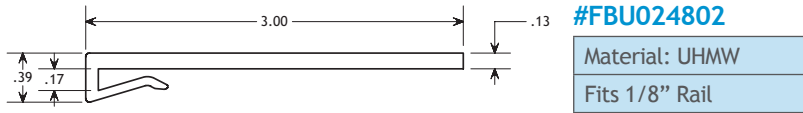


**#FBP043203**  
 Material: Plus  
 Color: Grey

# POBCO Flat Bar Clip-Ons

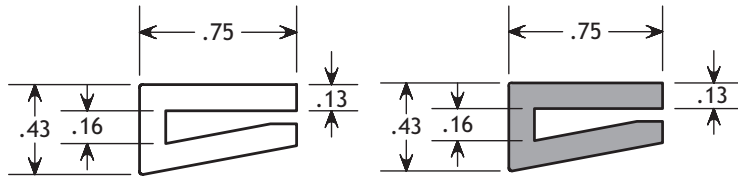
## 1/4" Rail Options All Material UHMW

### 2-7/8"-3" Wide Options



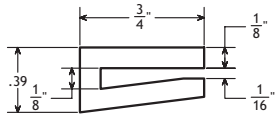
# POBCO Dairy Conveyor Profiles

Often used to support chain for milk crate conveyors

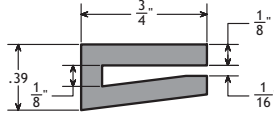


**1/8 x 3/4" Clip-On UHMW**  
 FB9U011202L120 - 10ft  
 FB9U011202L240 - 20ft

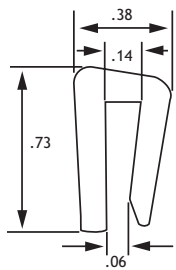
**1/8 x 3/4" Clip-On Plus**  
 FB9P011202L120 - 10ft  
 FB9P011202L240 - 20ft



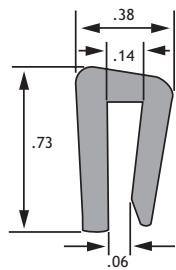
**1/8 x 3/4" Clip-On UHMW**  
 FB12U011202L120 - 10ft  
 FB12U011202L240 - 20ft  
 FB12U011202C100 - 100ft



**1/8 x 3/4" Clip-On Plus**  
 FB12P011202L120 - 10ft  
 FB12P011202L240 - 20ft  
 FB12P011202C100 - 100ft



**1/8 x .73" Clip-On Bevel Edge UHMW**  
 FB7U011202L120 - 10ft  
 FB7U011202L240 - 20ft  
 FB7U011202C250 - 250ft  
 FB7U011202C500 - 500ft



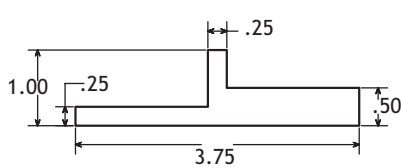
**1/8 x .73" Clip-On Bevel Edge Plus**  
 FB7P011202L120 - 10ft  
 FB7P011202L240 - 20ft  
 FB7P011202C250 - 250ft  
 FB7P011202C500 - 500ft

### Chain Guides for Curves

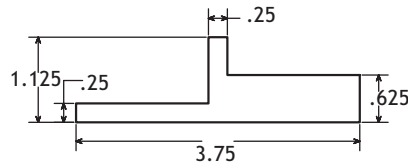
<b>UMHW</b> DCGU5012CL84 - 7ft	<b>Plus</b> DCGP5012CL84 - 7ft
<b>UMHW</b> DCGU5013CL84 - 7ft	<b>Plus</b> DCGP5013CL84 - 7ft

Flexible radius between 38-42"

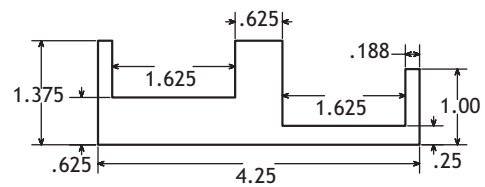
# POBCO Chain Guide for Straight Sections



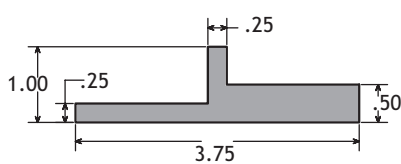
**UMHW**  
DCGU1208L120 - 10ft



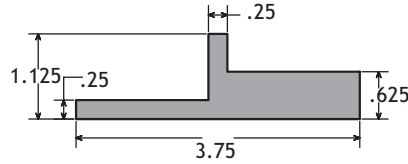
**UMHW**  
DCGU1408L120 - 10ft



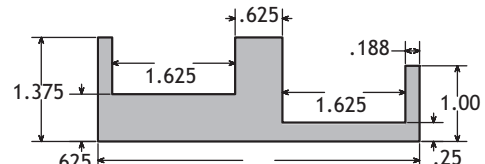
**UMHW**  
DCGU2268L120 - 10ft



**Plus**  
DCGP1208L120 - 10ft



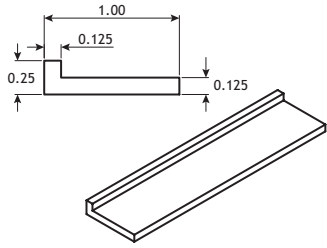
**Plus**  
DCGP1408L120 - 10ft



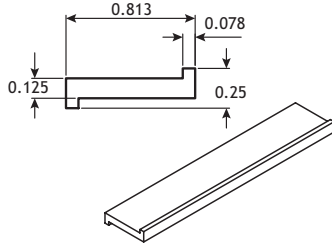
**Plus**  
DCGP2268L120 - 10ft



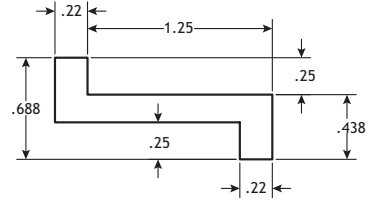
# POBCO Guide Angles, Channels, "Z's"



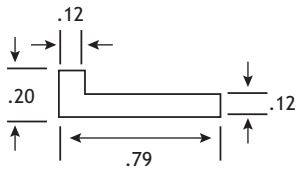
Ultra-D # GAU-041602



Ultra-D # WSU-0413Z



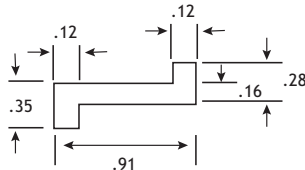
Ultra-D # WSU-1024Z



Green Ultra-D # GAU.20.79  
100 Ft Coils



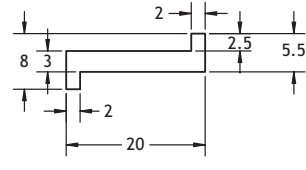
Available in Coils



Green Ultra-D # WSU.47.91Z  
100 Ft Coils



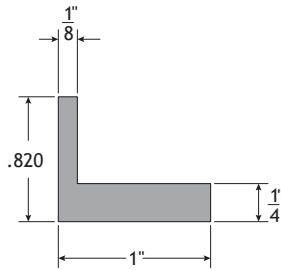
Available in Coils



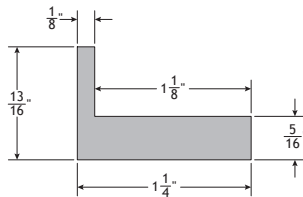
Green Ultra-D # WSU8MM20MMZC50M  
50 Meter Coils  
*SHOWN IN MM DIMENSIONS*



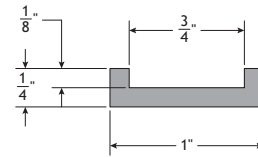
Available in Coils



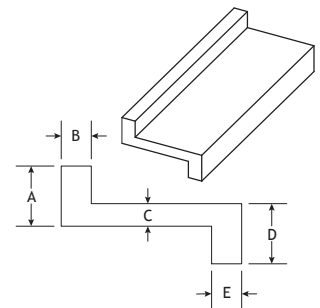
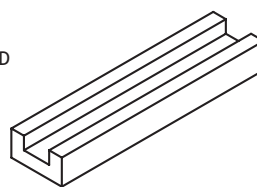
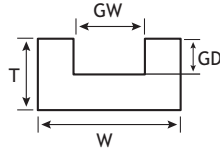
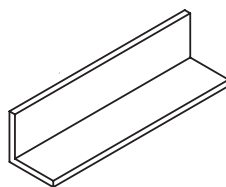
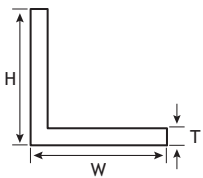
Plus (lube-filled) # GAP131604L120S



Plus (lube-filled) # GAP132002L120S



Plus (lube-filled) # CGP1202L120S



GUIDE ANGLES			
UHMW PART NO.	H	W	T
GAU-041602	1/4"	1"	1/8"
GAU-201204	1-1/4"	3/4"	1/4"
GAU-161602	1"	1"	1/8"
GAU-161604	1"	1"	1/4"
GAU-241004	1-1/2"	5/8"	1/4"
GAU-242404	1-1/2"	1-1/2"	1/4"
GAU-242408	1-1/2"	1-1/2"	1/2"
GAU-323204	2"	2"	1/4"
GAU-323208	2"	2"	1/2"
GAU-484806	3"	3"	3/8"
GAU-484808	3"	3"	1/2"
GAU-484812	3"	3"	3/4"
GAU-565608	3-1/2"	3-1/2"	1/2"

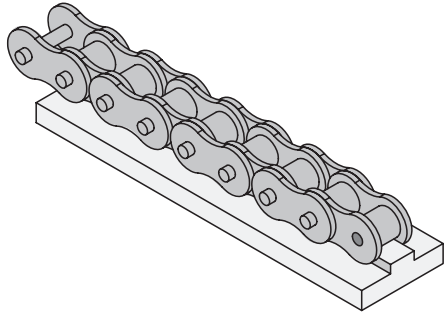
CHANNEL GUIDES				
UHMW PART NO.	GW	GD	W	T
CGU-0804	1/2"	1/4"	1"	1/2"
CGU-0806	1/2"	3/8"	1"	3/4"
CGU-1203	3/4"	3/16"	1-1/8"	1/2"
CGU-1204	3/4"	1/4"	1-1/8"	5/8"
CGU-1608	1"	1/2"	1-1/2"	7/8"
CGU-1610	1"	5/8"	1-1/4"	3/4"
CGU-2404	1-1/2"	1/4"	2"	1/2"
CGU-2410	1-1/2"	5/8"	2"	1"
CGU-3210	2"	5/8"	2-1/2"	1"
CGU-3624	2-1/4"	1-1/2"	3"	2"
CGU-3610	2-1/4"	5/8"	3"	1"
CGU-4010	2-1/2"	5/8"	3"	1"
CGU-5614	3-1/2"	7/8"	4-1/4"	1-1/4"

Material	Length
A	
B	
C	
D	
E	

Often Used  
-81X Chains  
-H78 Chain

Specify Material - Other sizes and materials available

# POBCO Roller Chain and Cable Guides



## Materials:

- POBCO Ultra-D (UHMWPE)
- POBCO Plus (Food Grade Fluid Lube-Filled UHMWPE)
- POBCO SRU (Static Reduced UHMWPE)
- POBCO Hi-Wear (Longer Life)
- POBCO Blue UXC (low friction)
- POBCO Hi-Temp and PTFE Grades
- POBCO-B (Self-Lubricating Hardwood)

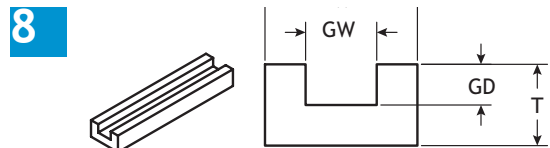
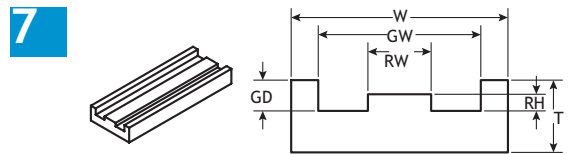
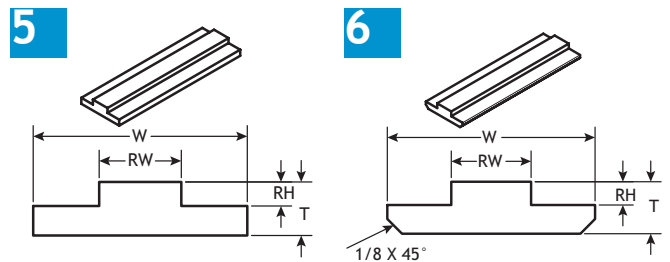
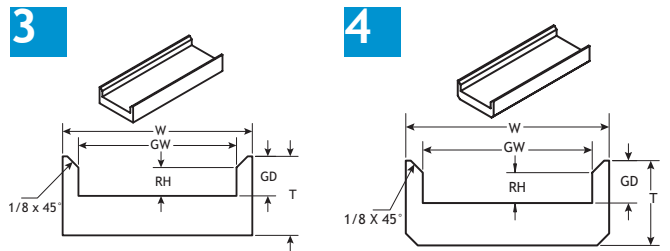
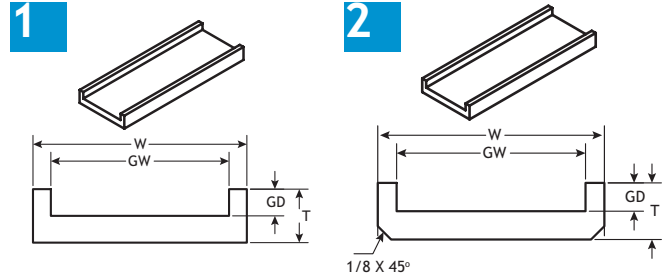
CHAIN GUIDES PROFILE 1 AND 2					
PART NO.	T**	W**	GD	GW	ANSI CHAIN NO.*
P*-2040L	5/16	1-1/4	1/8	7/8	2040
P*-2050L	3/8	1-1/4	5/32	1	2050
P*-2060L	3/8	1-1/2	3/16	1-1/4	2060
P*-2080L	1/2	2	1/4	1-9/16	2080
P*-2100L	5/8	2-1/4	5/16	1-7/8	2100
P*-2120L	5/8	2-3/4	3/8	2-1/4	2120
CGU 4010	1	3	5/8	2-1/2	81X
CGU 5614	1-1/4	4-1/4	7/8	3-1/2	H78

CHAIN GUIDES PROFILE 3 AND 4						
PART NO.	T**	W**	GD	GW	RH	ANSI CHAIN NO.*
P*-2040L	1/2	1	1/4	3/4	1/8	2040
P*-2050L	1/2	1-1/4	9/32	1	5/32	2050
P*-2060L	5/8	1-1/2	5/16	1-1/4	3/16	2060
P*-2080L	5/8	2	3/8	1-1/2	1/4	2080
P*-2100L	3/4	2-1/4	7/16	1-13/16	5/16	2100
P*-2120L	7/8	3	9/16	2-1/4	3/8	2120

CHAIN GUIDES PROFILE 5 AND 6					
PART NO.	T**	W**	RW	RH	ANSI CHAIN NO.*
P*-2040L	5/16	1	.290	.100	2040
P*-2050L	5/16	1-1/4	.350	.120	2050
P*-2060L	5/16	1-1/4	.480	.140	2060
P*-2080L	3/8	1-1/2	.600	.180	2080
P*-2100L	1/2	2	.720	.260	2100
P*-2120L	1/2	2-1/4	.937	.260	2120

CHAIN GUIDES PROFILE 7							
PART NO.	T**	W**	GD	GW	RW	RH	ANSI CHAIN NO.*
P7*-2040L	5/16	1	.140	11/16	1/4	.080	2040
P7*-2050L	3/8	1-1/4	3/16	13/16	5/16	.100	2050
P7*-2060L	1/2	1-1/2	.213	1-1/8	7/16	.115	2060
P7*-2080L	1/2	2	1/4	1-7/16	9/16	.130	2080
P7*-2080HL	1/2	2-1/16	1/4	1-1/2	9/16	.130	2080H
P7*-2100L	5/8	2-1/4	5/16	1-3/4	.72	.210	2100

CABLE GUIDE PROFILE 8					
PART NO.*	T**	W**	GD	GW	CABLE SIZE
P8*-06L	1/2	15/16	1/4	7/16	3/8 Diameter
P8*-08L	5/8	1-3/16	3/8	9/16	1/2 Diameter
P8*-10L	3/4	1-5/16	7/16	11/16	5/8 Diameter



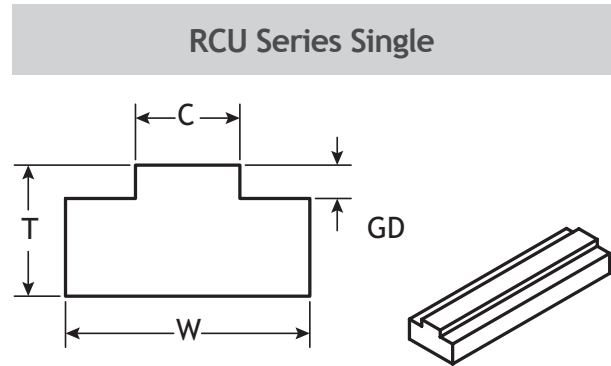
\*Profile No. & Material Code No. must be added to Part No.  
 \*\*T and W dimensions are standard.

# POBCO Roller Chain Wear Strip

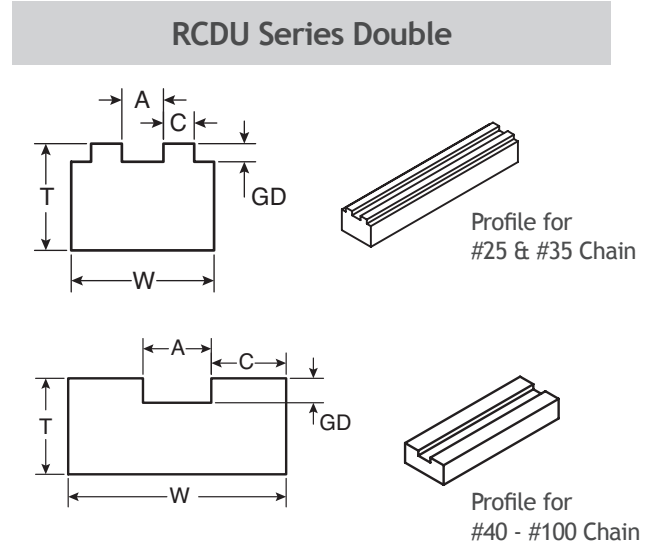
Available in a variety of POBCO materials including POBCO Ultra-D (UHMWPE), POBCO Plus (Fluid Lube-Filled UHMWPE), POBCO SRU (Static Reduced UHMWPE), POBCO PTFE (Hi-Temp), POBCO Acetal (Delrin®) and POBCO-B Wood Bearing Material. When ordering, please indicate size of chain. Non-standard sizes & lengths are available.

POBCO can modify guides for heavy duty side plate chain, metric chain, cotter pin chain and brands of chain not made to Rex specifications. Please tell us your specific chain and brand before ordering.

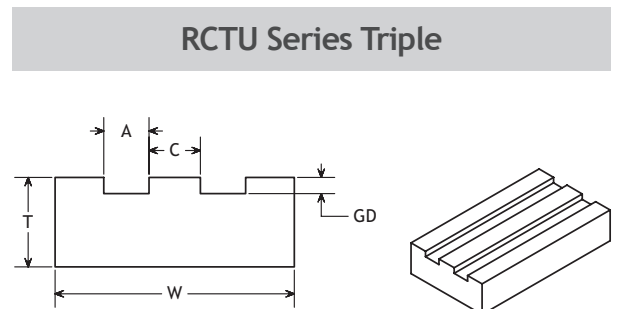
SINGLE STRAND ROLLER CHAIN WEAR STRIP					
UMHW PART NO.	ANSI CHAIN NO.	INCHES			
		W	T	C	GD
RCU-25	25	.78	.59	.10	.09
RCU-35	35	.78	.59	.17	.10
RCU-40	40	.78	.59	.29	.10
RCU-50	50	.78	.59	.35	.12
RCU-60	60	1.10	.59	.47	.15
RCU-80	80	1.34	.71	.60	.18
RCU-100	100	1.61	1.00	.72	.26
RCU-120	120H	2.01	1.25	.96	.31
RCU-140	140	2.17	1.50	.96	.36
RCU-160	160	2.61	1.50	1.21	.42
RCU-180	180	2.88	1.50	1.35	.47



DOUBLE STRAND ROLLER CHAIN WEAR STRIP						
UMHW PART NO.	ANSI CHAIN NO.	INCHES				
		W	T	C	GD	A
RCDU-25	25-2	.79	.59	.10	.09	.15
RCDU-35	35-2	.79	.59	.17	.10	.23



DOUBLE STRAND ROLLER CHAIN WEAR STRIP						
UMHW PART NO.	ANSI CHAIN NO.	INCHES				
		W	T	C	GD	A
RCDU-40	40-2	.85	.59	.29	.10	.27
RCDU-50	50-2	1.07	.59	.35	.12	.37
RCDU-60	60-2	1.34	.59	.47	.15	.40
RCDU-80	80-2	1.75	.71	.60	.18	.55
RCDU-100	100-2	2.125	1.32	.72	.22	.70

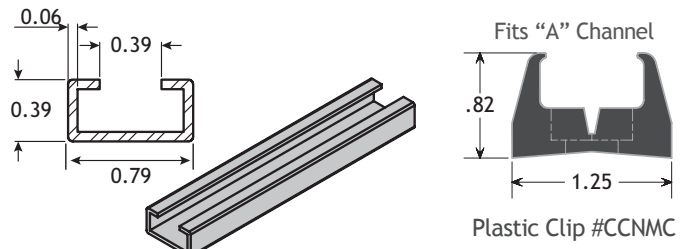


TRIPLE STRAND ROLLER CHAIN WEAR STRIP						
UMHW PART NO.	ANSI CHAIN NO.	INCHES				
		W	T	C	GD	A
RCTU-50	50-3	1.79	.59	.35	.12	.37
RCTU-60	60-3	2.25	.59	.47	.15	.42
RCTU-80	80-3	2.90	.71	.60	.18	.55

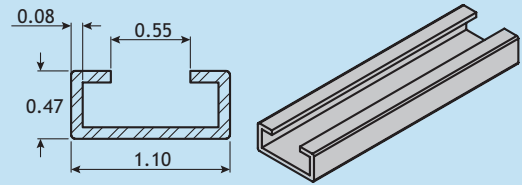
# POBCO Mounting Channels

POBCO Mounting Channels allow for fastening the Plastic Guide Rails in place along a conveyor section or lineal plane. These metal channels are either bolted in place using the pre-punched mounting holes on 12" centers, or they are welded in place. Then the Plastic Guide Rail is slid into position and locked at one end only to allow for thermal expansion. The Stainless Steel, Anodized Aluminum and Galvanized Steel Mounting Channels are available in 10 ft. lengths.

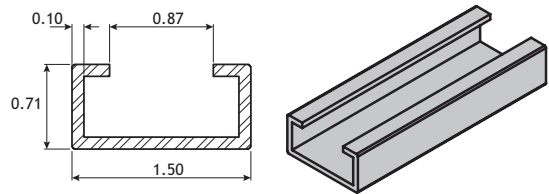
A Channel			
PART NO.	A CHANNEL MATERIAL	MOUNTING HOLES	CENTERS
MCA-02110	Anodized Aluminum	None	
MCA-02111	Anodized Aluminum	.20 Dia.	12 inch
MCS-02112	Galvanized Steel	None	
MCS-02113	Galvanized Steel	.20 Dia.	12 inch
MCSS-02114	Stainless Steel	None	
MCSS-02115	Stainless Steel	.20 Dia.	12 inch



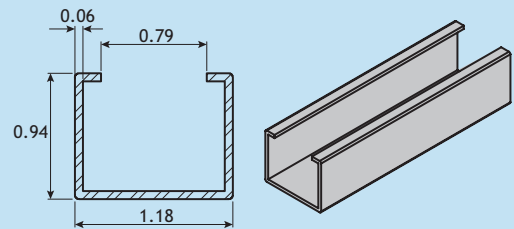
B Channel			
PART NO.	B CHANNEL MATERIAL	MOUNTING HOLES	CENTERS
MCS-05150	Galvanized Steel	None	
MCS-05151	Galvanized Steel	.20 Dia.	12 inch
MCSS-05152	Stainless Steel	None	
MCSS-05153	Stainless Steel	.20 Dia.	12 inch



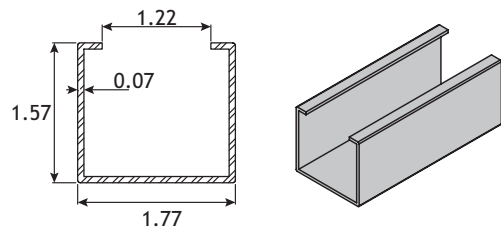
C Channel			
PART NO.	C CHANNEL MATERIAL	MOUNTING HOLES	CENTERS
MCS-08210	Galvanized Steel	None	
MCS-08211	Galvanized Steel	.20 Dia.	12 inch
MCSS-08212	Stainless Steel	None	
MCSS-08213	Stainless Steel	.20 Dia.	12 inch



D Channel			
PART NO.	D CHANNEL MATERIAL	MOUNTING HOLES	CENTERS
MCS-13170	Galvanized Steel	None	
MCS-13171	Galvanized Steel	.20 Dia.	12 inch
MCSS-13172	Stainless Steel	None	
MCSS-13173	Stainless Steel	.20 Dia.	12 inch

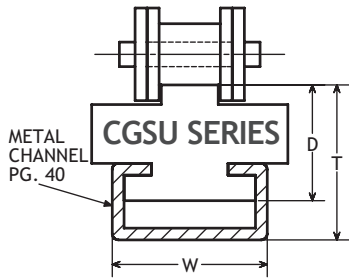


E Channel		
PART NO.	E CHANNEL MATERIAL	MOUNTING HOLES
MCS-23260	Galvanized Steel	None
MCSS-23261	Stainless Steel	None



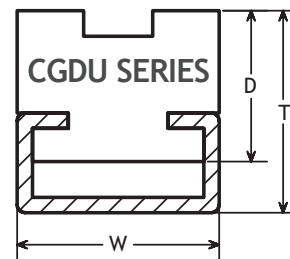
# POBCO Chain Guides

Plastic inserts available in a variety of POBCO materials including POBCO Ultra-D (UHMWPE), POBCO Plus (Fluid Lube-Filled UHMWPE), POBCO SRU (Static Reduced UHMWPE), POBCO PTFE (Hi-Temp), POBCO Acetal (Delrin®) and POBCO-B (Self-Lubricating Hardwood)

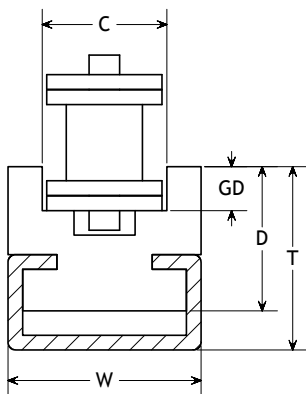


UMHW PART NO.	INCHES				PG 40 MOUNTING CHANNEL
	D	W	T	CHAIN SIZE	
CGSU-25	.59	.79	.79	ASA 25-1	A
CGSU-35	.59	.79	.79	ASA 35-1	A
CGSU-40	.59	.79	.79	ASA 40-1	A
CGSU-50	.59	.79	.79	ASA 50-1	A
CGSU-60	.59	1.10	.79	ASA 60-1	B
CGSU-80	.71	1.34	.95	ASA 80-1	B

UMHW PART NO.	INCHES			CHAIN SIZE	PG 40 MOUNTING CHANNEL
	D	W	T		
CGDU-25	.59	.79	.79	ASA 25-2	A
CGDU-35	.59	.79	.79	ASA 35-2	A
CGDU-40	.59	.79	.79	ASA 40-2	A
CGDU-50	.59	1.10	.79	ASA 50-2	B
CGDU-60	.59	1.34	.79	ASA 60-2	B
CGDU-80	.75	1.50	1.18	ASA 80-2	C



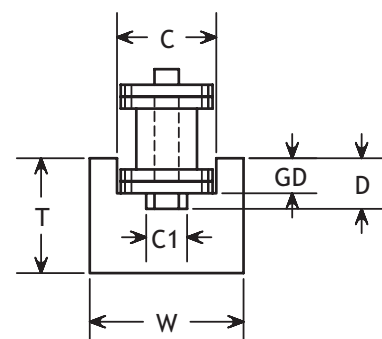
## CGU SERIES



UMHW PART NO.	INCHES					CHAIN. NO.	PG 40 MOUNTING CHANNEL
	D	W	T	C	GD		
CGU-25A	.59	.79	.79	.27	.09	25	A
CGU-35A	.59	.79	.79	.39	.15	35	A
CGU-40A	.59	.79	.75	.51	.18	40	A
CGU-50B	.71	1.10	.95	.67	.24	50	B
CGU-60B	.71	1.10	.95	.78	.28	60	B
CGU-80C	.79	1.50	1.16	1.04	.30	80	C
CGU-100E	.87	1.77	2.10	1.135	.38	100	E

CGCU SERIES							
UMHW PART NO.	CHAIN NO.	INCHES					
		W	T	GD	D	C1	C
CGCU-25	25	.79	.59	.09	.13	.12	.27
CGCU-35	35	.79	.59	.15	.22	.16	.39
CGCU-40	40	.79	.59	.18	.26	.21	.51
CGCU-50	50	1.10	.71	.24	.35	.28	.67
CGCU-60	60	1.10	.71	.28	.41	.32	.78
CGCU-80	80	1.50	.79	.30	.55	.43	1.04
CGCU-100	100	1.63	.87	.35	.63	.48	1.135

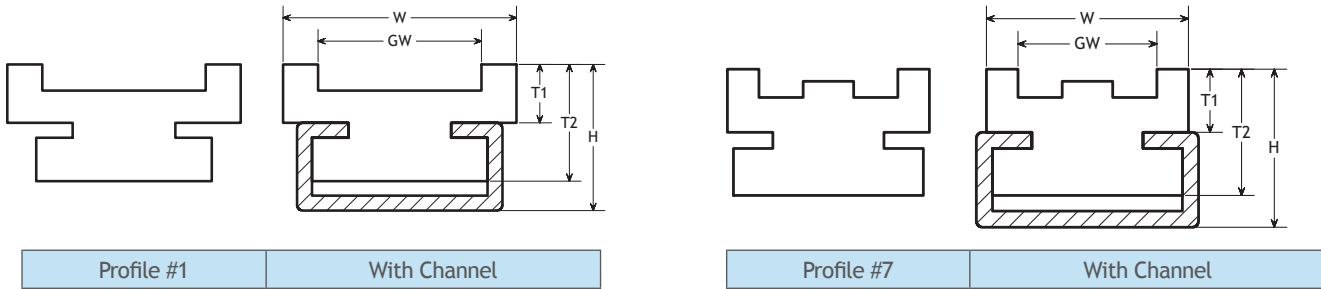
## CGCU Series



# POBCO Chain Guides Adapted To Fit With Mounting Channel

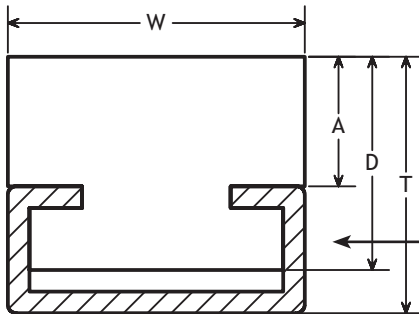
UHMW PART NO.	ANSI CHAIN NO.	TO FIT MOUNTING CHANNEL	W	GW	T1	T2	H
<b>Profile #1</b>							
P1U2040L120S	2040	B	1-1/4	7/8	5/16	5/8	.78
P1U2050L120S	2050	B	1-1/4	1	3/8	5/8	.85
P1U2060L120S	2060	C	1-1/2	1-1/4	3/8	3/4	1.08
P1U2080L120S	2080	C	2	1-9/16	1/2	3/4	1.20
<b>Profile #7</b>							
P7U2040L120S	2040	B	1	11/16	5/16	5/8	.78
P7U2050L120S	2050	B	1-1/4	13/16	3/8	5/8	.85
P7U2060L120S	2060	C	1-1/2	1-1/8	1/2	.860	1.20
P7U2080L120S	2080	C	2	1-7/16	1/2	.860	1.20

Mounting Channel is ordered separately. For ordering Mounting Channel see page 40.



## POBCO Guides

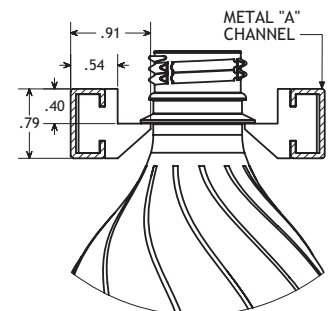
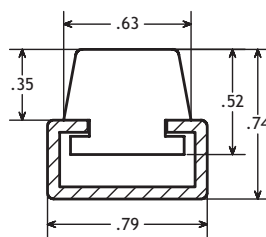
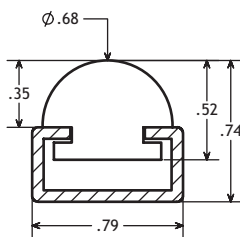
Plastic inserts available in a variety of POBCO materials including POBCO Ultra-D (UHMWPE), POBCO Plus (Fluid Lube-Filled UHMWPE), POBCO SRU (Static Reduced UHMWPE), POBCO PTFE (Hi-Temp), POBCO Acetal (Delrin®) and POBCO-B (Self-Lubricating Hardwood)



Mounting Channel is sold separately. Metal Channels are furnished separately (see page 40).  
Solid Plastic Inserts Available to Fill Entire Metal Cavity (Special Order)

UHMW PART NO.	INCHES				MOUNTING CHANNEL
	D	W	T	A	
CGFU-.78	.59	.79	.79	.40	A
CGFU-1.10	.79	1.10	1.03	.56	B
CGFU-1.50	.79	1.50	1.16	.45	C
CGFU-1.10A	.39	1.10	.63	.16	B

## POBCO Guides



Ultra-D # GRU-0810C  
Plus # GRP-0810C

Ultra-D # GRU-0810F  
Plus # GRP-0810F

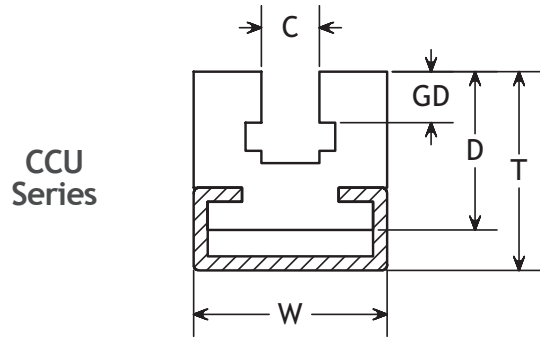
Ultra-D # GRU-1412  
Plus # GRP-1412

# POBCO Captured Chain Guides

Plastic inserts available in a variety of POBCO materials including POBCO Ultra-D (UHMWPE), POBCO Plus (Fluid Lube-Filled UHMWPE), POBCO SRU (Static Reduced UHMWPE), POBCO PTFEs (Hi-Temp), POBCO Acetal (Delrin®) and POBCO-B (Self-Lubricating Hardwood)

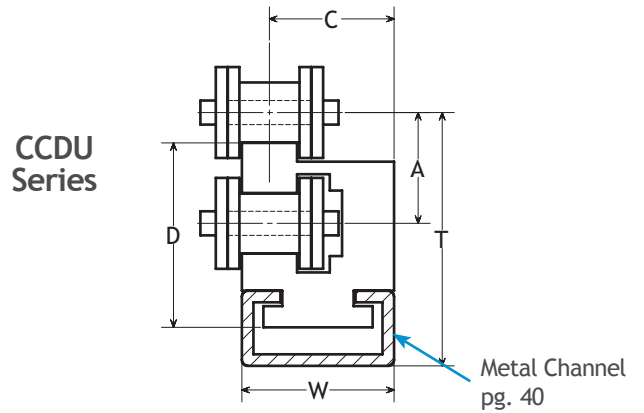
POBCO can modify guides for heavy duty side plate chain, metric chain, cotter pin chain and brands of chain not made to Rex specifications. Please tell us your specific chain and brand before ordering.

CCU SERIES							
UMHW PART NO.	ANSI CHAIN NO.	INCHES					PG 40 CHANNEL
		D	W	T	GD	C	
CCU-35A	35	.750	.79	.94	.17	.22	A
CCU-40B	40	.900	1.10	1.13	.29	.33	B
CCU-50C	50	1.175	1.50	1.53	.35	.42	C
CCU-60C	60	1.600	1.50	1.95	.47	.49	C
CCU-80C	80	2.195	1.50	2.55	.60	.65	C
CCU-100E	100	2.500	1.77	2.88	.74	.77	E



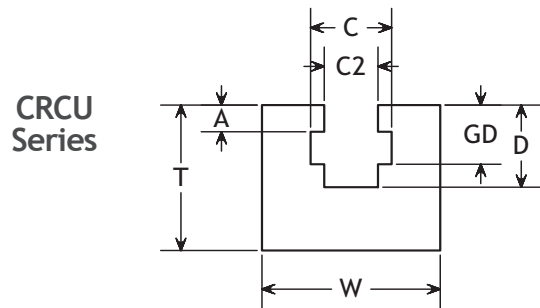
CCU Series

CCDU SERIES							
UMHW PART NO.	INCHES					CHAIN SIZE	PG 40 CHANNEL
	D	A	W	C	T		
CCDU-35	.770	.67	.79	.57	1.19	ASA 35-1	A
CCDU-40	.986	.59	.79	.65	1.33	ASA 40-1	A
CCDU-50	1.22	.79	.79	.61	1.62	ASA 50-1	A
CCDU-60	1.44	.90	1.10	.79	1.83	ASA 60-1	B



CCDU Series

CRCU SERIES								
UMHW PART NO.	ANSI CHAIN NO.	INCHES						
		W	T	A	GD	D	C <sub>2</sub>	C
CRCU-35	35	.79	.88	.17	.32	.40	.22	.39
CRCU-40	40	1.10	1.05	.29	.45	.52	.33	.51
CRCU-50	50	1.50	1.43	.35	.55	.61	.42	.67
CRCU-60	60	1.50	1.85	.47	.70	.80	.49	.78
CRCU-80	80	1.50	2.45	.60	.89	1.19	.65	1.04
CRCU-100	100	1.63	2.45	.74	1.03	1.20	.77	1.135



CRCU Series

# POBCO Captured Chain Guides

POBCO Anodized Aluminum (6063-T6 alloy) Chain Guides are fitted with POBCO Ultra-D (White UHMW), Ultra-D Mechanical Grade (Green UHMW) or POBCO Plus (Fluid Lube-Filled UHMW), and POBCO Filled PTFEs for high heat applications. POBCO Plus significantly reduces friction and extends the life of the chain.

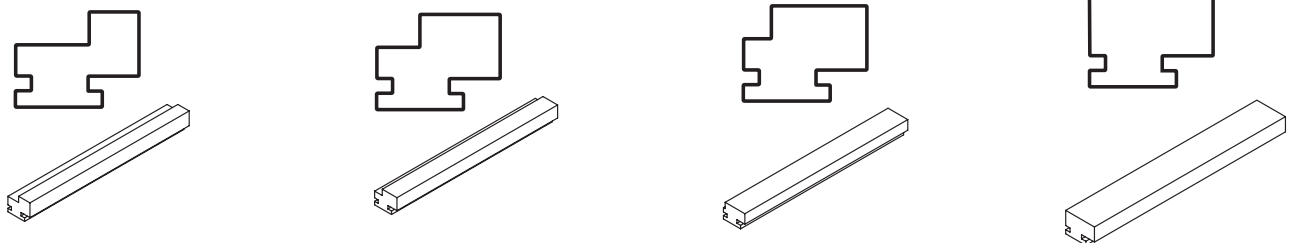
Note: 10FT of Aluminum Requires 20FT of Chain Guide Insert

ANSI CHAIN #	T	W	B	PART NUMBER
40	1-7/16	1-3/8	1/16	GRA-2322-40
50	1-7/16	1-3/8	1/16	GRA-2322-50
60	1-7/16	1-3/8	1/16	GRA-2322-60
80	1-11/16	1-5/8	1/8	GRA-2726-80

ANSI CHAIN #	T	W	B	PART NUMBER
40	1-23/32	1-3/8	1/16	GRA-2822-40
50	1-23/32	1-3/8	1/16	GRA-2822-50
60	1-23/32	1-3/8	1/16	GRA-2822-60

ANSI CHAIN #	T	W	B	PART NUMBER
40	2-1/8	1-1/32	1/16	GRA-3416-40
50	2-1/8	1-1/32	1/16	GRA-3416-50
60	2-1/8	1-1/32	1/16	GRA-3416-60

# POBCO Chain Guide Inserts



#40		#50		#60		#80	
PART NUMBER	MATERIAL	PART NUMBER	MATERIAL	PART NUMBER	MATERIAL	PART NUMBER	MATERIAL
GRU0806CC40	ULTRA-D	GRU0806CC50	ULTRA-D	GRU0806CC60	ULTRA-D	GRU0806CC80	ULTRA-D
GRU0806CC40G	Green UHMW	GRU0806CC50G	Green UHMW	GRU0806CC60G	Green UHMW	GRU0806CC80G	Green UHMW
GRP0806CC40	Plus	GRP0806CC50	Plus	GRP0806CC60	Plus	GRP0806CC80	Plus

Note: Inserts are supplied in 10ft. lengths. 10ft. of aluminum requires 20ft. of Chain Guide Inserts

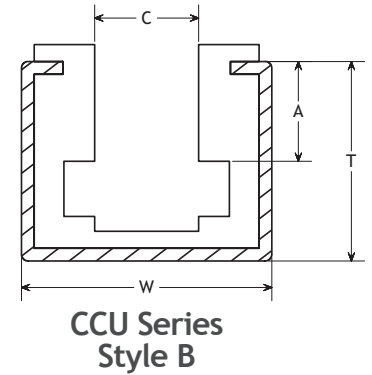
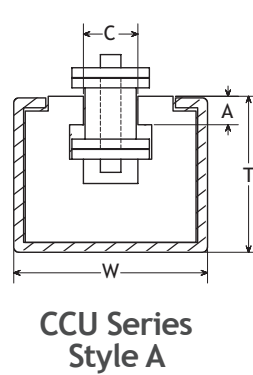


# POBCO Captured Chain Guide

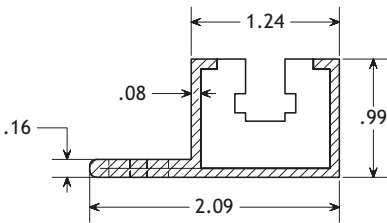
Available in a variety of POBCO materials including POBCO Ultra-D (UHMWPE), POBCO Plus (Fluid Lube-Filled UHMWPE), POBCO SRU (Static Reduced UHMWPE), POBCO PTFE (Hi-Temp). When ordering, please indicate size of chain. Non-standard sizes & lengths are available.

POBCO Metal Mounting Channels are provided with or without pre-punched mounting holes on 12 inch centers. These channels can also be tack-welded into position before the Plastic strips are inserted into the channel. Channels are available in Stainless Steel and Galvanized Steel. POBCO can modify guides for heavy duty side plate chain, metric chain, cotter pin chain and brands of chain not made to Rex specifications. Please tell us your specific chain and brand before ordering.

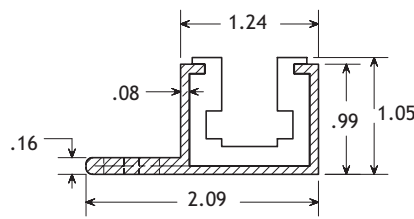
CCU SERIES							
UMHW PART NO.	INCHES				CHAIN SIZE	PG 40 CHANNEL	STYLE
	A	W	C	T			
CCU-35	.17	1.18	.22	.94	ASA 35-1	D	A
CCU-40 (Black)	.30	1.18	.34	.94	ASA 40-1	D	A
CCU-50 (Black)	.36	1.18	.41	.94	ASA 50-1	D	A
CCU-60S	.47	1.18	.45	.94	ASA 60-1	D	B
CCU-60	.47	1.77	.45	1.58	ASA 60-1	E	A
CCU-80	.60	1.77	.65	1.58	ASA 80-1	E	A
CCU-100	.74	1.77	.77	1.58	ASA 100-1	E	A



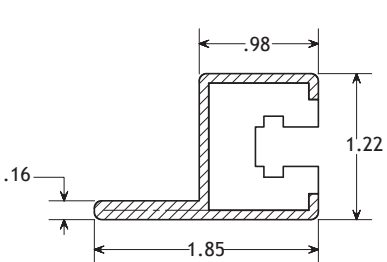
Flanged Series below available for 40, 50 and 60 ASA chain and Metric Chain 08B1, 10B1 and 12B1. Flanged Channel allows for side mounting with no interference with the plastic insert.



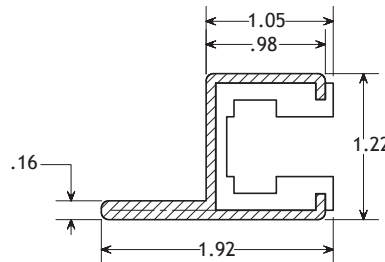
Style A



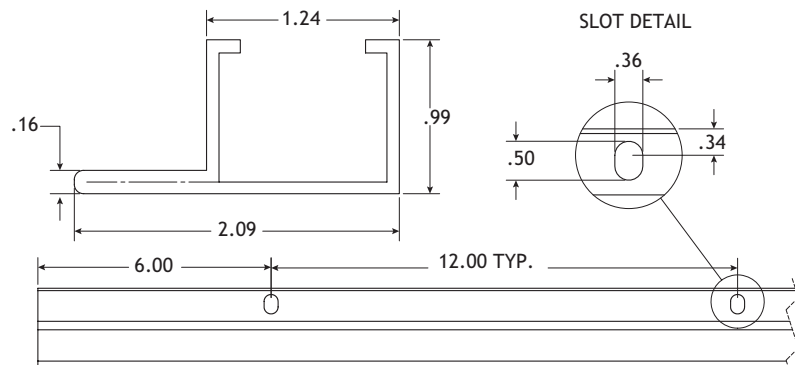
Style B



Style C



Style D



10 Ft. Lengths Standard

METAL CHANNEL FLANGE SERIES	
PART NO.	MATERIAL
MCS1317FLNGL120	Galvanized Steel
MCSS1317FLNGL120	Stainless Steel
MCS1317SIDEL120	Galvanized Steel
MCSS1317SIDEL120	Stainless Steel

UMHW INSERTS	CHAIN SIZE	STYLE
CCU40L120S3	ASA 40-1	A
CCU50L120S3	ASA 50-1	A
CCU60L120S3	ASA 60-1	B
CCU08B1L120S3G - Green	08B1	A
CCU10B1L120S3G - Green	10B1	A
CCU12B1L120S3G - Green	12B1	B
CCU40L120SIDE	ASA 40-1	C
CCU50L120SIDE	ASA 50-1	C
CCU60L120SIDE	ASA 60-1	D
CCU08B1L120GSIDE - Green	08B1	C
CCU10B1L120GSIDE - Green	10B1	C
CCU12B1L120GSIDE - Green	12B1	D

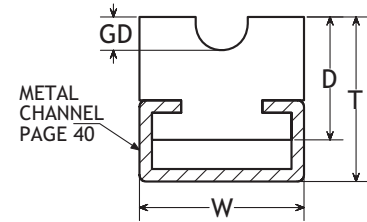
# POBCO Belt and Cable Guides

Plastic inserts available in a variety of POBCO materials including POBCO Ultra-D (UHMWPE), POBCO Plus (Fluid Lube-Filled UHMWPE), POBCO SRU (Static Reduced UHMWPE), POBCO PTFE (Hi-Temp), POBCO Acetal (Delrin®) and POBCO-B Wood Bearing Material.

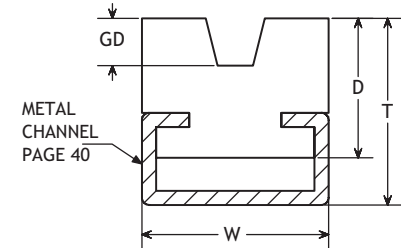
POBCO Round and V-Belt Guides are available in a variety of Standard and Custom sizes and are normally supplied in 10 ft. lengths. They guide many materials including Cable, Wire Rope, Polyurethane belt, Coil-Spring belt and Polyester line.

Mounting Channels are furnished separately.

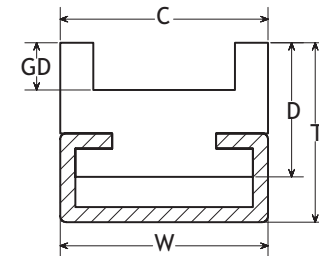
ROUND BELT GUIDE						
UMHW PART NO.	INCHES				BELT SIZE	PAGE 40 CHANNEL
	D	W	T	GD		
RBU-03	.59	.79	.79	.13	3/16" Dia.	A
RBU-04	.59	.79	.79	.16	1/4" Dia.	A
RBU-05	.59	.79	.79	.20	5/16 Dia.	A
RBU-06	.59	.94	.79	.24	3/8" Dia.	B
RBU-08	.59	.94	.79	.31	1/2" Dia.	B
RBU-10	.75	1.10	.94	.35	5/8" Dia.	B
RBU-12	1.00	1.10	1.25	.41	3/4" Dia.	B



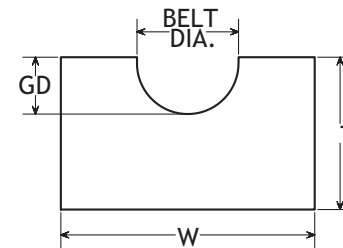
V-BELT GUIDE						
UMHW PART NO.	INCHES				BELT SIZE	PAGE 40 CHANNEL
	D	W	T	GD		
VBU-M	.59	.78	.79	.13	M VEE	A
VBU-3L	.59	.79	.79	.12	0 or 3L VEE	A
VBU-4L	.59	.79	.79	.20	A or 4L VEE	A
VBU-5L	.59	1.10	.79	.29	B or 5L VEE	B
VBU-C	.71	1.10	.94	.39	C VEE	B



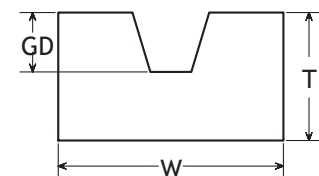
FLAT BELT GUIDE							
UMHW PART NO.	INCHES					BELT SIZE	PAGE 40 CHANNEL
	D	W	T	C	GD		
P1U-12	.71	1.10	.95	1.10	.250	3/4"	B
P1U-16	.71	1.10	.95	1.34	.250	1"	B



ROUND BELT GUIDE				
UMHW PART NO.	INCHES			BELT SIZE
	W	T	GD	
RBU-03S	.75	.38	.13	3/16" Dia.
RBU-04S	.75	.38	.16	1/4" Dia.
RBU-05S	.75	.50	.19	5/16 Dia.
RBU-06S	1.00	.63	.22	3/8" Dia.
RBU-08S	1.25	.75	.28	1/2" Dia.
RBU-10S	1.25	1.00	.35	5/8" Dia.
RBU-12S	1.50	1.00	.41	3/4" Dia.

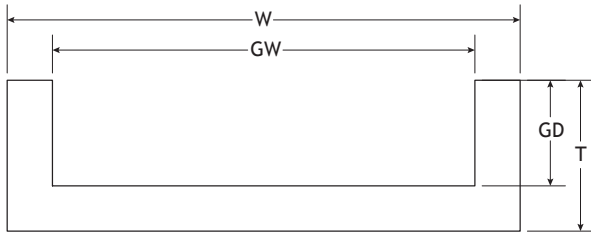


"V" BELT GUIDE				
UMHW PART NO.	INCHES			BELT SIZE
	W	T	GD	
VBU4LL120S	.79	.50	.20	A or 4L
VBU5LL120S	1.25	.63	.29	B or 5L

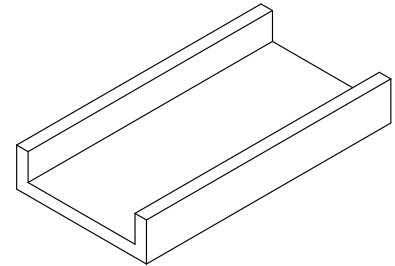


# POBCO Lumber Chain Guides

Guide for 81X and H78 chain are commonly furnished in Natural UHMW or Black Hi-Wear UHMW for additional abrasion resistance. Send your drawing or sample for custom quotation.



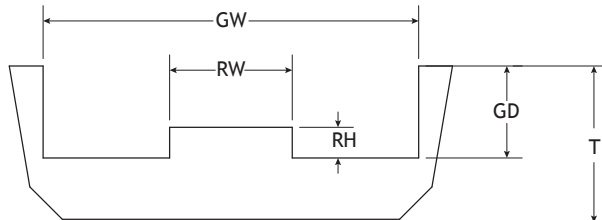
Style 1						
PART NO.	T	W	GD	GW	CHAIN NO.	MATERIAL
CGU4010L120	1	3	5/8	2-1/2	81X	UHMW
CGU5614L120	1-1/4	4-1/4	7/8	3-1/2	H78	UHMW
CGCP3416L120	1-1/2	3-1/8	1	2-1/8	81X	Black Hi-Wear UHMW
CGCP4412L120	1-1/4	3-3/4	3/4	2-3/4	81X	Black Hi-Wear UHMW
CGCP5614L120	1-1/4	4-1/4	7/8	3-1/2	H78	Black Hi-Wear UHMW



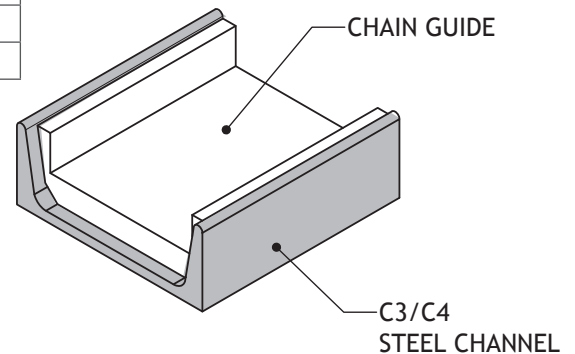
## Machined to Fit Inside C3 or C4 Steel Channel



Style 2						
PART NO.	CHANNEL	GW	GD	T	CHAIN NO.	MATERIAL
CGU4912L120S	C4	3-1/16	3/4	1.25"	81X	UHMW
CGU3112L120S	C3	1-15/16	3/4	1.00"	81X	UHMW
CGCP4912L120S	C4	3-1/16	3/4	1.25"	81X	Black Hi-Wear UHMW
CGCP3112L120S	C3	1-15/16	3/4	1.00"	81X	Black Hi-Wear UHMW



Style 3								
PART NO.	CHANNEL	GW	GD	RW	RH	T	CHAIN NO.	MATERIAL
CGU3106L120S	C4	1-15/16	3/8	1	1/8	1.25"	81X	UHMW
CGU3105L120S	C3	1-15/16	5/16	1	1/8	.60"	81X	UHMW
CGCP3106L120S	C4	1-15/16	3/8	1	1/8	1.25"	81X	Black Hi-Wear UHMW
CGCP3105L120S	C3	1-15/16	5/16	1	1/8	.60"	81X	Black Hi-Wear UHMW



# POBCO Coiled Wear Tape

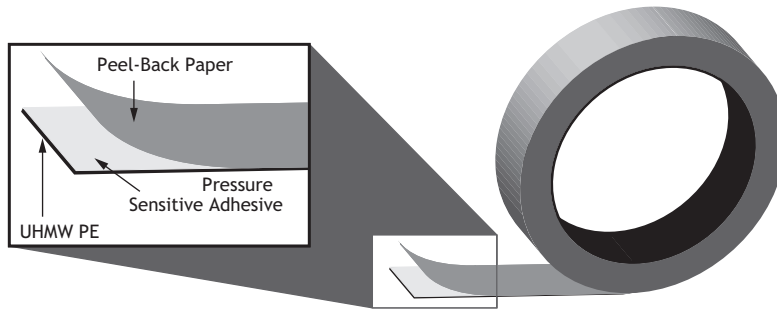
With or Without Pressure Sensitive Adhesive (PSA)

## Materials:

- POBCO Ultra-D - "U" (natural for FDA/USDA compliance, black for outdoor or cosmetic reasons)
- Continuous coils yield less waste and are easy to store and handle.
- With PSA, allows less labor-intensive installation.
- With PSA, best option when mechanical fastening is not practical.
- Applications are many and include conveyor side liner, drawer and door glides, wear strips, chain guides, scraper blades, and chute liners.



Thickness Range .003" to .125" (+/-10%) Width range 1/4" to 18" (+/-1/32")  
Lengths normally 50 or 100 ft coils



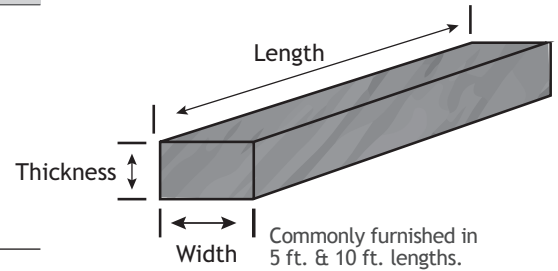
DIMENSIONS	PART NUMBER WITH PSA	PART NUMBER WITHOUT PSA
.010 x 1/2"	WT*010008C50A	WT*010008C50
.010 x 1"	WT*010016C50A	WT*010016C50
.010 x 1-1/2"	WT*010024C50A	WT*010024C50
.010 x 3"	WT*010048C50A	WT*010048C50
.030 x 1/2"	WT*030008C50A	WT*030008C50
.030 x 1"	WT*030016C50A	WT*030016C50
.030 x 1 1/2"	WT*030024C50A	WT*030024C50
.030 x 3"	WT*030048C50A	WT*030048C50
.040 x 1/2"	WT*040008C50A	WT*040008C50
.040 x 1"	WT*040016C50A	WT*040016C50
.040 x 1 1/2"	WT*040024C50A	WT*040024C50
.040 x 3"	WT*040048C50A	WT*040048C50
.060 x 1/2"	WT*060008C50A	WT*060008C50
.060 x 1"	WT*060016C50A	WT*060016C50
.060 x 1 1/2"	WT*060024C50A	WT*060024C50
.060 x 3"	WT*060048C50A	WT*060048C50
.125 x 1/2"	WT*125008C50A	WT*125008C50
.125 x 1"	WT*125016C50A	WT*125016C50
.125 x 1 1/2"	WT*125024C50A	WT*125024C50
.125 x 3"	WT*125048C50A	WT*125048C50
.250 x 1"	N/A	WS*0416C100
.250 x 1 1/2"	N/A	WS*0424C100
.250 x 2"	N/A	WS*0432C100
.250 x 3"	N/A	WS*0448C100

\*Black is special run only for 1/4" thick. Minimums may apply.  
\*\*Add "B" to the end of the part number if required in BLACK color.

# POBCO Wear Strip

Available in POBCO-B Wood Bearing Material and a variety of POBCO Plastics, including:

- POBCO-B lube filled hardwood
- UHMW natural
- UHMW Black virgin
- UHMW Green virgin
- UHMW Blue virgin
- UHMW Black Reprocessed
- UHMW Green Reprocessed
- Plus (lube filled UHMW)
- High Wear UHMW Black
- High Temp UHMW
- Blue UXC lube filled UHMW
- Acetal Natural
- Acetal Black
- PTFE Virgin and Glass Filled
- POBCO POBLON (mineral filled PTFE)



## Rectangular

THICKNESS	WIDTH	PART NO.**
3/16	1/2	WS*-0308L
	3/4	WS*-0312L
	1	WS*-0316L
	1-1/4	WS*-0320L
	1-1/2	WS*-0324L
	1-3/4	WS*-0328L
1/4	3/8	WS*-0406L
	1/2	WS*-0408L
	5/8	WS*-0410L
	3/4	WS*-0412L
	7/8	WS*-0414L
	1	WS*-0416L
	1-1/4	WS*-0420L
	1-1/2	WS*-0424L
	1-3/4	WS*-0428L
	2	WS*-0432L
	2-1/4	WS*-0436L
	2-1/2	WS*-0440L
2-3/4	WS*-0444L	
3	WS*-0448L	
5/16	1/2	WS*-0508L
	5/8	WS*-0510L
	3/4	WS*-0512L
	7/8	WS*-0514L
	1	WS*-0516L
	1-1/4	WS*-0520L
	1-1/2	WS*-0524L
	1-3/4	WS*-0528L
	2	WS*-0532L
	2-1/4	WS*-0536L
	2-1/2	WS*-0540L
	2-3/4	WS*-0544L
3	WS*-0548L	

THICKNESS	WIDTH	PART NO.**
3/8	3/8	WS*-0606L
	1/2	WS*-0608L
	5/8	WS*-0610L
	3/4	WS*-0612L
	7/8	WS*-0614L
	1	WS*-0616L
	1-1/4	WS*-0620L
	1-1/2	WS*-0624L
	1-3/4	WS*-0628L
	2	WS*-0632L
	2-1/4	WS*-0636L
	2-1/2	WS*-0640L
2-3/4	WS*-0644L	
3	WS*-0648L	
1/2	1/2	WS*-0808L
	5/8	WS*-0810L
	3/4	WS*-0812L
	7/8	WS*-0814L
	1	WS*-0816L
	1-1/4	WS*-0820L
	1-1/2	WS*-0824L
	1-3/4	WS*-0828L
	2	WS*-0832L
	2-1/4	WS*-0836L
	2-1/2	WS*-0840L
	2-3/4	WS*-0844L
3	WS*-0848L	
3-1/4	WS*-0852L	
3-1/2	WS*-0856L	
3-3/4	WS*-0860L	
4	WS*-0864L	
5/8	5/8	WS*-1010L
	3/4	WS*-1012L
	7/8	WS*-1014L
	1	WS*-1016L
	1-1/4	WS*-1020L
	1-1/2	WS*-1024L
	1-3/4	WS*-1028L
	2	WS*-1032L
	2-1/4	WS*-1036L
	2-1/2	WS*-1040L
	2-3/4	WS*-1044L
	3	WS*-1048L
3-1/4	WS*-1052L	
3-1/2	WS*-1056L	
3-3/4	WS*-1060L	
4	WS*-1064L	

THICKNESS	WIDTH	PART NO.**
3/4	3/4	WS*-1212L
	7/8	WS*-1214L
	1	WS*-1216L
	1-1/4	WS*-1220L
	1-1/2	WS*-1224L
	1-3/4	WS*-1228L
	2	WS*-1232L
	2-1/4	WS*-1236L
	2-1/2	WS*-1240L
	2-3/4	WS*-1244L
	3	WS*-1248L
	3-1/4	WS*-1252L
3-1/2	WS*-1256L	
3-3/4	WS*-1260L	
4	WS*-1264L	
7/8	7/8	WS*-1414L
	1	WS*-1416L
	1-1/4	WS*-1420L
	1-1/2	WS*-1424L
	1-3/4	WS*-1428L
	2	WS*-1432L
	2-1/4	WS*-1436L
	2-1/2	WS*-1440L
	2-3/4	WS*-1444L
	3	WS*-1448L
	3-1/4	WS*-1452L
	3-1/2	WS*-1456L
3-3/4	WS*-1460L	
4	WS*-1464L	
1	1	WS*-1616L
	1-1/8	WS*-1618L
	1-1/4	WS*-1620L
	1-3/8	WS*-1622L
	1-1/2	WS*-1624L
	1-3/4	WS*-1628L
	1-7/8	WS*-1630L
	2	WS*-1632L
	2-1/4	WS*-1636L
	2-1/2	WS*-1640L
	2-3/4	WS*-1644L
	3	WS*-1648L
3-1/4	WS*-1652L	
3-1/2	WS*-1656L	
3-3/4	WS*-1660L	
4	WS*-1664L	

THICKNESS	WIDTH	PART NO.**
1-1/4	1-1/4	WS*-2020L
	1-1/2	WS*-2024L
	1-3/4	WS*-2028L
	2	WS*-2032L
	2-1/4	WS*-2036L
	2-1/2	WS*-2040L
	2-3/4	WS*-2044L
	3	WS*-2048L
	3-1/4	WS*-2052L
	3-1/2	WS*-2056L
	3-3/4	WS*-2060L
	4	WS*-2064L
1-1/2	1-1/2	WS*-2424L
	1-5/8	WS*-2426L
	1-3/4	WS*-2428L
	1-7/8	WS*-2430L
	2	WS*-2432L
	2-1/4	WS*-2436L
	2-1/2	WS*-2440L
	2-3/4	WS*-2444L
	3	WS*-2448L
	3-1/4	WS*-2452L
	3-1/2	WS*-2456L
	3-3/4	WS*-2460L
4	WS*-2464L	

### Wear Strip Tolerances

#### NORMAL COMMERCIAL

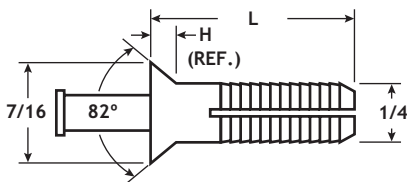
Thickness:  
1/8"-3/16" +/- 15%  
1/4"-3/8" +/- 10%  
1/2" & over +/- 10%  
Width: +/- .030"  
Length: -1/2"+1"

#### NORMAL MACHINED

Thickness:  
1/8"-3/8" +/- .020"  
1/2" & over +/- .010"  
Width: +/- .010"  
Length: +/- .030"

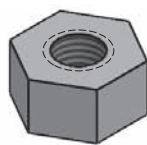
## POBCO Fasteners

### POBCO Plastic Drive Rivets



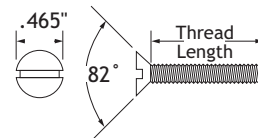
L	H	GRIP		PART NO.
		MIN.	MAX.	
3/4"	.111	3/16"	1/2"	RN-0412
1"	.111	1/4"	3/4"	RN-0416

### POBCO Hex Nut



Part No. 1/4"-20HNN  
**HEX NUT IS ORDERED SEPARATELY**

### Pobco Nylon Countersunk Screws



PART NO.	THREAD SIZE	THREAD LENGTH
NCS-1/4-20L5/8	1/4-20	5/8"
NCS-1/4-20L3/4	1/4-20	3/4"
NCS-1/4-20L1	1/4-20	1"
NCS-1/4-20L1.5	1/4-20	1-1/2"
NCS-1/4-20L2	1/4-20	2"
NCS-1/4-20L2.5	1/4-20	2-1/2"

# POBCO Chain Guide Curve Sets

## Multple Sections

### Materials:

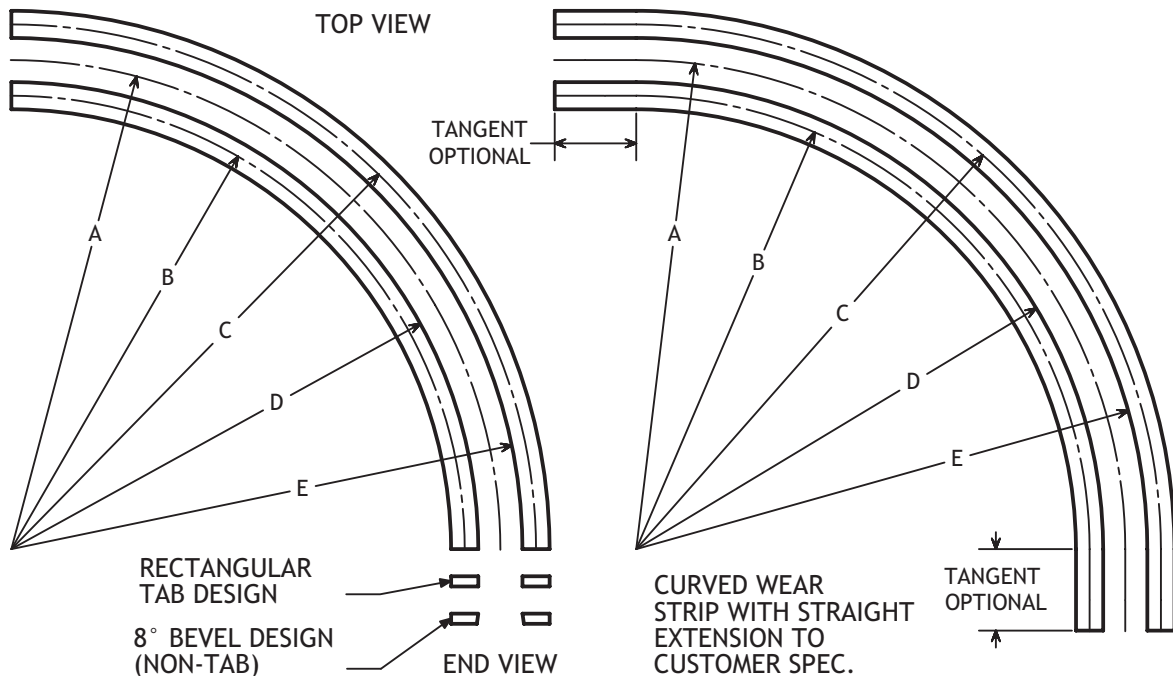
- POBCO Ultra-D
- POBCO Plus
- POBCO Nylon MD
- POBCO-B Hardwood
- POBCO-Blue UXC

Chain Series No.	POBCO Part No.*	Nominal Corner Radius A	Bolt Circle		Track Radius		Width W	Thickness T	90° Set Pieces**	
			Inside B	Outside C	Inside D	Outside E			Plastic PCS/Set	Wood PCS/Set
<b>One Piece Link Chain - Bevel Design Wear Strip - Non-Tab</b>										
800 881	CWS*-90 30B3	30	28-11/64	31-53/64	29-3/16	30-13/16	1-1/2	3/8	4	4
	CWS*-90 24B3	24	22-11/16	25-5/16	23-3/16	24-13/16	1	3/8	2	4
	CWS*-90 18B3	18	16-11/16	19-5/16	17-3/16	18-13/16	1	3/8	2	4
882	CWS*-90 30B5	30	27-29/32	32-3/32	28-55/64	31-9/64	1-1/2	5/8	4	4
	CWS*-90 24B5	24	21-29/32	26-3/32	22-55/64	25-9/64	1-1/2	5/8	2	4
<b>One Piece Link Chain - Rectangular Design Wear Strip - Tab</b>										
880 Tab 881 Tab	CWS*-90 30R3	30	28-11/64	31-53/64	29-1/8	30-7/8	1-1/2	3/8	4	4
	CWS*-90 24R3	24	22-11/64	25-53/64	23-1/8	24-7/8	1-1/2	3/8	2	4
	CWS*-90 18R3	18	16-11/64	19-5/16	17-1/8	18-7/8	1-1/2	3/8	2	4
882 Tab	CWS*-90 30R5	30	27-29/32	32-3/32	28-55/64	31-9/64	1-1/2	5/8	4	4
	CWS*-90 24R5	24	21-29/32	26-3/32	22-55/64	25-9/64	1-1/2	5/8	2	4
<b>Base Roller Chain - Rectangular Design Wear Strip</b>										
1873 Tab 1874 Tab	CWS*-90 30R6	30	28-11/64	31-53/64	29-5/16	30-11/16	1-1/2	3/4	4	4
	CWS*-90 24R6	24	22-11/64	25-53/64	23-5/16	24-11/16	1-1/2	3/4	2	4
	CWS*-90 18R6	18	16-11/64	19-53/64	17-5/16	18-11/16	1-1/2	3/4	2	4
3873 Tab	CWS*-90 30R7	30	28-11/64	32-5/64	29-5/16	30-11/16	1-1/2	3/4	4	4

\*MATERIALS MUST BE SPECIFIED

\*\*Number of pieces per set depends upon wear material specified

Other sizes and materials available



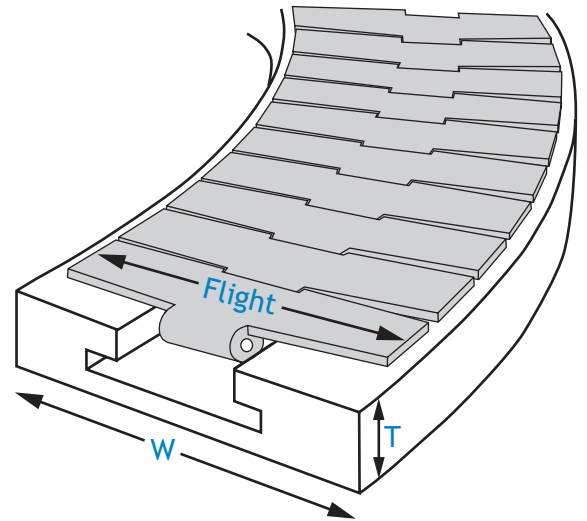
# POBCO Chain Guides

## Tab Design

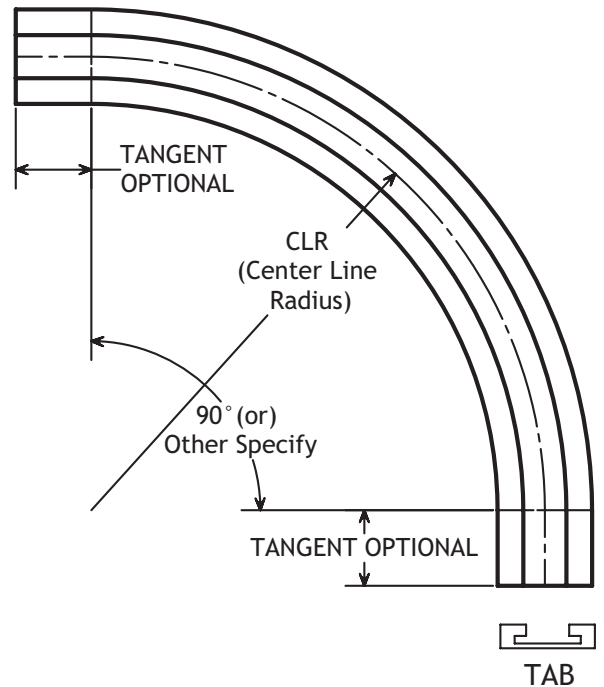
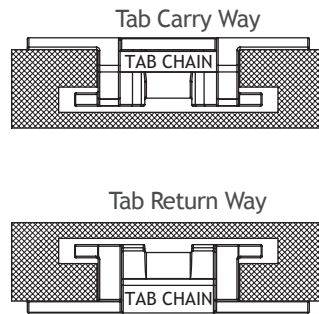
### CURVED Wear Strip & Straights

#### Information Needed to Make Chain Track Guides:

1. Chain No.
2. Chain Style (ie: TAB or BEVEL) see dwg.
3. Flight Width (Chain Width)
4. Track Thickness "T" & Width "W"
5. Center Line Radius (CLR) ie: 18, 24, 30 etc.
6. Circle segment (90° & 45° curves most common)  
30" CLR and larger-please inquire
7. Single or Multiple strands (Flights)
8. Tangents Optional (Other lengths available)
9. Chain Guide Plastic Material and Color
10. Chain Speeds and Operating Conditions per maximum surface speeds listed here
11. Manufacturer of Chain

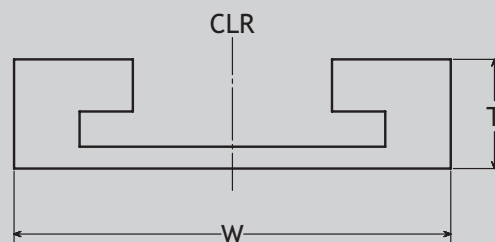


SUGGESTED MATERIALS	MAXIMUM SPEEDS
"U" (UHMW)	100 fpm
"URB" Black REPRO UHMW	100 fpm
"UXC" Blue	350 fpm
"P" Plus (Oil filled UHMW)	300 fpm
"MD" Moly Filled Nylon	150 fpm



## POBCO Tab Chain Guide Standard Data:

CHAIN FLIGHT WIDTH	STRAIGHT GUIDE WIDTH (W)
2 3/4"	3-1/4"
3 1/4"	4"
4 1/2"	5"
6"	6 1/2"
7 1/2"	8"
10"	10-1/2"
12"	12-1/2"



CHAIN MODEL	POBCO STANDARD GUIDE THICKNESS (T)
879	1"
880	1"
881	1"
882	1 1/4"
1701	1 1/4"
1873	1 1/4"
1874	1 1/4"

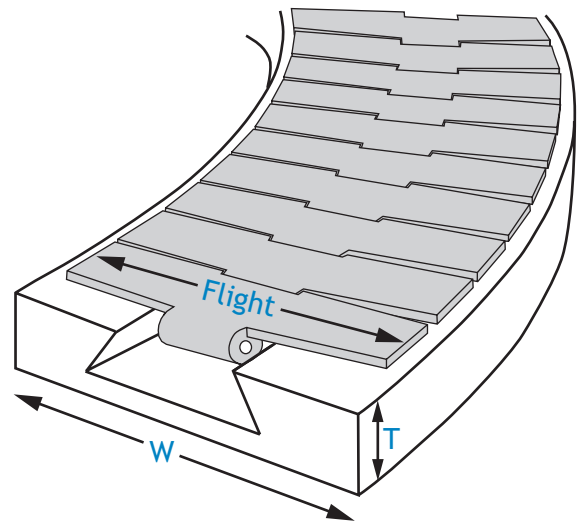


# POBCO Chain Guides

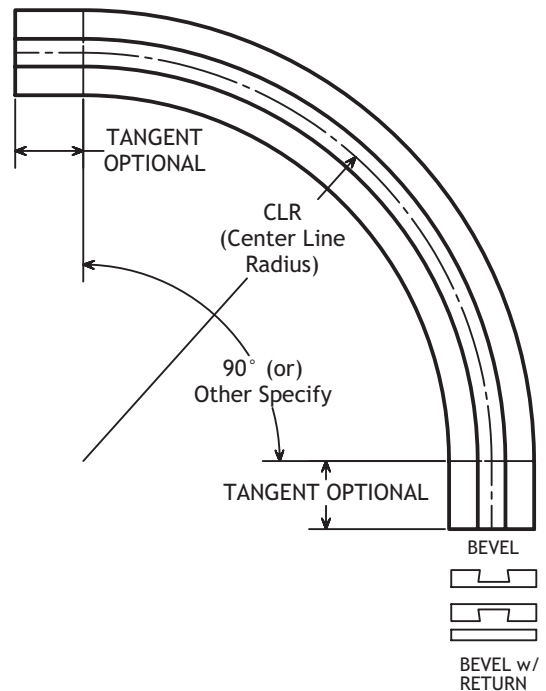
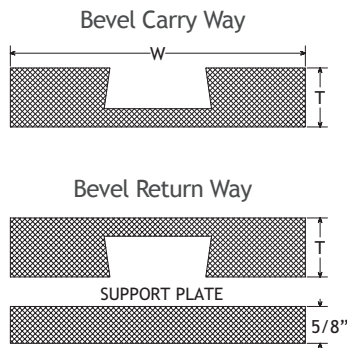
## Bevel Design CURVED Wear Strip & Straights

### Information Needed to Make Chain Track Guides:

1. Chain No.
2. Chain Style (ie: TAB or BEVEL) see dwg.
3. Flight Width (Chain Width)
4. Track Thickness "T" & Width "W"
5. Center Line Radius (CLR) ie: 18, 24, 30 etc.
6. Circle segment (90° & 45° curves most common)  
30" CLR and larger-please inquire
7. Single or Multiple strands (Flights)
8. Tangents Optional (Other lengths available)
9. Chain Guide Plastic Material and Color
10. Chain Speeds and Operating Conditions per maximum surface speeds listed here
11. Manufacturer of Chain

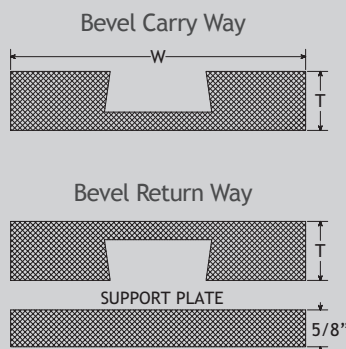


SUGGESTED MATERIALS	MAXIMUM SPEEDS
"U" UHMW	100 fpm
"URB" Black REPRO UHMW	100 fpm
"UXC" Blue	350 fpm
"P" Plus (Oil filled UHMW)	300 fpm
"MD" Moly Filled Nylon	150 fpm



## POBCO Bevel Chain Guide Standard Data:

CHAIN FLIGHT WIDTH	STRAIGHT GUIDE WIDTH (W)
2 3/4"	3-1/4"
3 1/4"	4"
4 1/2"	5"
6"	6 1/2"
7 1/2"	8"
10"	10-1/2"
12"	12-1/2"

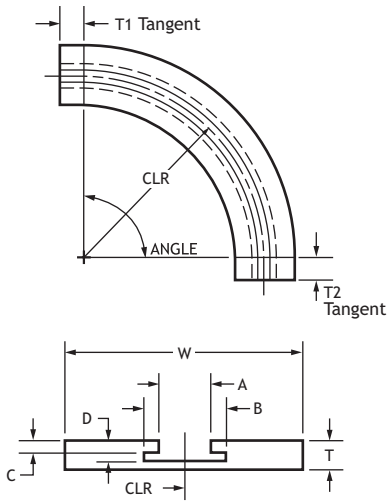


CHAIN MODEL	POBCO STANDARD GUIDE THICKNESS (T)
879	1"
880	1"
881	1"
882	1 1/4"
1701	1 1/4"
1873	1 1/4"
1874	1 1/4"

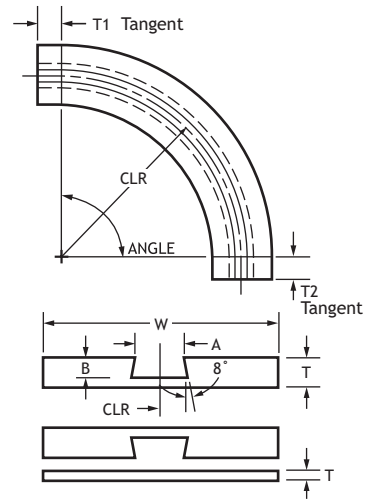


# POBCO Chain-Track Wear Strip Worksheet (Solid Plastic)

## Single Lane Tab Chain Curve



## Single Lane Bevel Chain Curve



### CURVE INFORMATION NEEDED

Material Type and Color: .....

Angle: .....

Ctr Radius: CLR1 CLR2 CLR3 .....

Width: .....

Thickness: .....

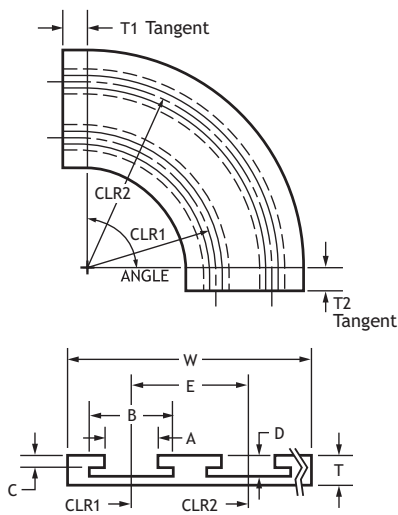
Tangents (Y/N): T1 T2 .....

Chain#, Flight Width & Mfg: .....

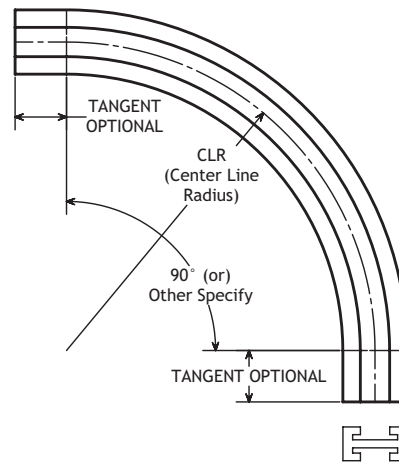
Quantity: .....

Tab or Bevel Chain: .....

## Multiple Lane Curve

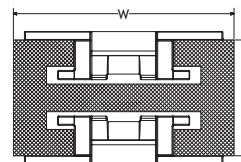


## All-In-One Design



### SUGGESTED MATERIALS:

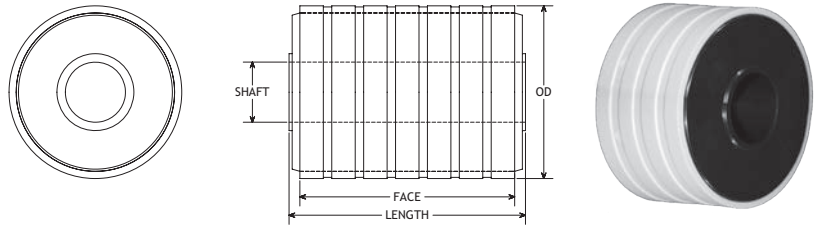
- "U" - ULTRA-D (UHMWPE)
- "URB" - BLACK REPRO UHMW
- "UXC" - Blue UHMW
- "P" - PLUS (Fluid Lube-Filled UHMWPE)
- "MD" - MOLY-FILLED NYLON
- Other Plastics Available



## POBCO Rubber Coated Return Rollers for Table Top Chain

Black polyamide rollers coated with grey color 65 shore rubber. Rollers are completely closed and therefore maintain cleanliness. Quiet operation.

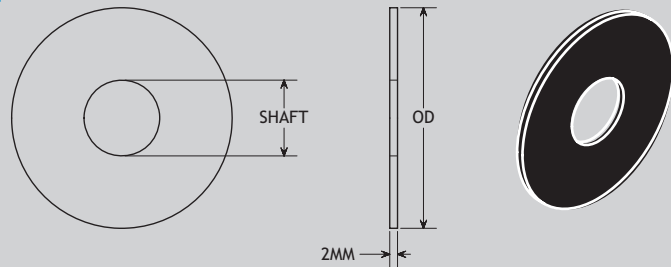
PART NUMBER	OD	FACE	L	SHAFT "S"
RRR24518	60mm	40mm	41mm	18mm (11/16")
RRR24520	60mm	40mm	41mm	20mm (3/4")
RRR29318	60mm	75mm	82mm	18mm (11/16")
RRR29320	60mm	75mm	82mm	20mm (3/4")
RRR27618	45mm	75mm	82mm	18mm (11/16")
RRR27620	45mm	75mm	82mm	20mm (3/4")



## POBCO Black Polypropylene Spacer

To be used with rollers as needed.

PART NUMBER	OD	SHAFT "S"
TWPP18MM70MM	70mm	18mm (11/16")
TWPP20MM70MM	70mm	20mm (3/4")
TWPP18MM54MM	54mm	18mm (11/16")
TWPP20MM54MM	54mm	20mm (3/4")

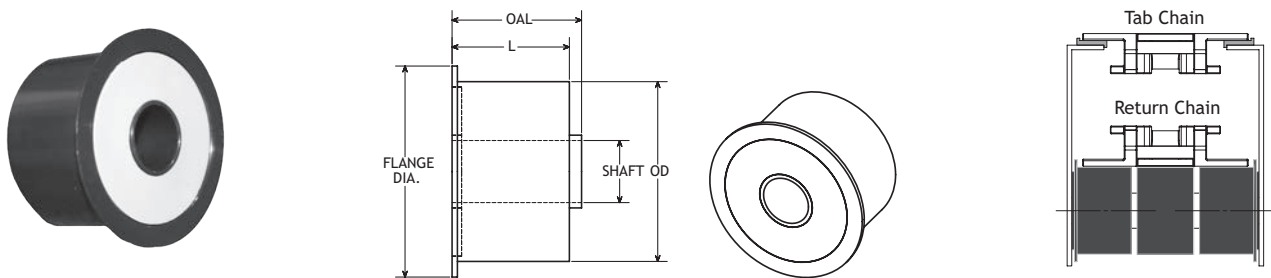


## POBCO Return Rollers for Table Top Chain

With or Without Flange

Black polyamide roller with grey cap closure, light weight low cost.

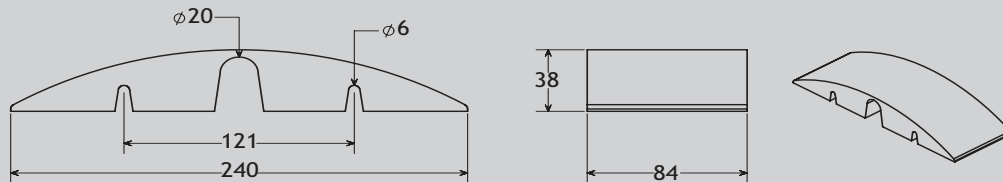
PART NUMBER	FLANGE DIA.	OD	OAL	L	SHAFT
RFR82221	70mm	60mm	43	37.5	18mm (11/16")
RFR82222	70mm	60mm	43	37.5	20mm (3/4")
RR82225	none	60mm	40.5	39.5	18mm (11/16")
RR82226	none	60mm	40.5	39.5	20mm (3/4")
RFR82233	70mm	60mm	85.5	84	18mm (11/16")
RFR82234	70mm	60mm	85.5	84	20mm (3/4")
RR82245	none	60mm	82	80	18mm (11/16")
RR82246	none	60mm	82	80	20mm (3/4")



## POBCO Chain Return - Self Adjusting Sliding Shoe

Material: Green polyethylene.

Application: For chains 3-1/4" Flight width. Self-Adjustment occurs during return phase at the drive sprocket level.

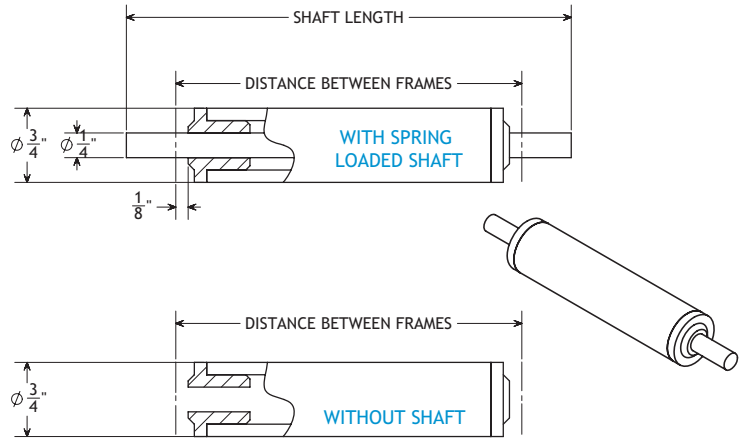


# PP14833

# POBCO Conveyor Rollers (Stainless)

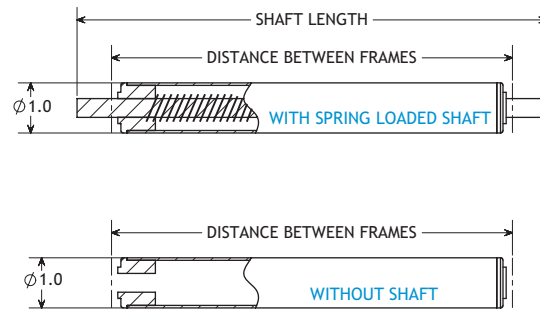
POBCO's "SSP3/4" Series rollers are constructed of 3/4" diameter 16 gauge stainless steel tubing & UHMW Roll End Bearings with or without 1/4" diameter SS shaft spring loaded. Overall length of roller is made .25" shorter than the between frame dimension.

SSP3/4 Series		
BETWEEN FRAME	1/4" BORE NO SHAFT ROLLER NUMBER	1/4" DIA. SS SHAFT SPRING LOADED
3.50	SSP3/4L3.25	SSP3/4L3.25SL
4.75	SSP3/4L4.50	SSP3/4L4.50SL
7.75	SSP3/4L7.50	SSP3/4L7.50SL
10.25	SSP3/4L10.00	SSP3/4L10.00SL
13.00	SSP3/4L12.75	SSP3/4L12.75SL



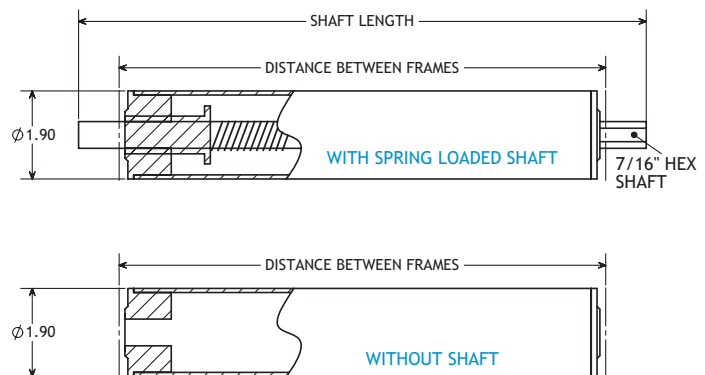
POBCO's "SSP1.0" Series rollers are constructed of 1" dia. 18 ga. stainless tube and Delrin Roll End Bearings with or without 3/8" diameter SS shaft spring loaded. Overall length of roller is made .25" shorter than the between frame dimension.

SSP1.0 Series		
BETWEEN FRAME	3/8" BORE NO SHAFT	3/8" ROUND SS SPRING LOADED
3.50	SSP1.0L3.25	SSP1.0L3.25SL
4.75	SSP1.0L4.50	SSP1.0L4.50SL
7.75	SSP1.0L7.50	SSP1.0L7.50SL
10.25	SSP1.0L10.00	SSP1.0L10.00SL
13.00	SSP1.0L12.75	SSP1.0L12.75SL



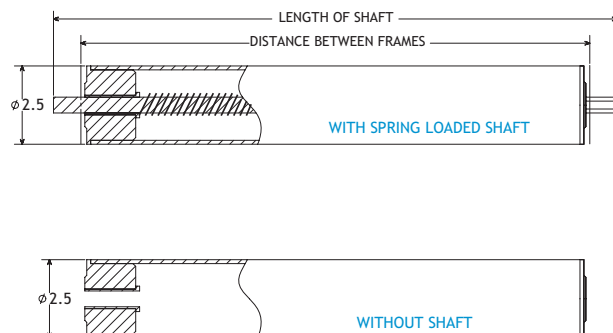
POBCO's "SSP1.9" Series rollers are constructed of 1-1/2" sch. 40 (1.90" Dia.) stainless pipe, UHMW Roll End Bearings with or without 7/16" Hex SS shaft spring loaded. Overall length of roller is made .25" shorter than the between frame dimension.

SSP1.9 Series		
BETWEEN FRAME	1/2" BORE NO SHAFT ROLLER NUMBER	7/16" HEX SS SHAFT SPRING LOADED
9.00	SSP1.9L8.75	SSP1.9L8.75SL
10.25	SSP1.9L10.00	SSP1.9L10.00SL
13.00	SSP1.9L12.75	SSP1.9L12.75SL
16.00	SSP1.9L15.75	SSP1.9L15.75SL
18.00	SSP1.9L17.75	SSP1.9L17.75SL
24.00	SSP1.9L23.75	SSP1.9L23.75SL



POBCO's "SSP2.5" Series rollers are constructed of 2-1/2" dia. 11 ga. stainless tube and UHMW Roll End Bearings with or without 7/16" Hex SS shaft spring loaded. Overall length of roller is made .25" shorter than the between frame dimension.

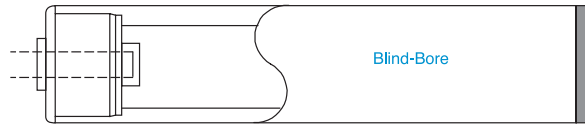
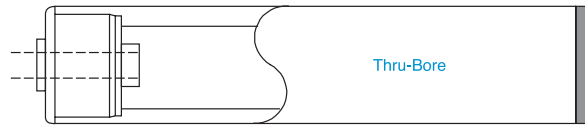
SSP2.5 Series		
BETWEEN FRAME	5/8" BORE NO SHAFT ROLLER NUMBER	7/16" HEX SS SHAFT SPRING LOADED
16.00	SSP2.5L15.75	SSP2.5L15.75SL
18.00	SSP2.5L17.75	SSP2.5L17.75SL
22.00	SSP2.5L21.75	SSP2.5L21.75SL
24.00	SSP2.5L23.75	SSP2.5L23.75SL



## POBCO Conveyor Rollers-Standard Selection (PVC)

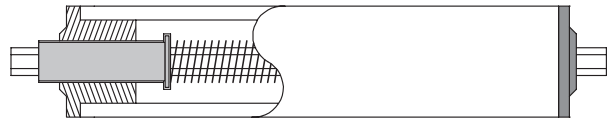
Customize your roller with the POBCO Roller Specification Sheet. For commonly requested sizes and materials, please review the following selection. The roller sizes below can normally ship quickly from stock or with short lead times. Please inquire to confirm details.

RPMN SERIES LIGHT DUTY		
BETWEEN FRAME	THRU-BORE PART NUMBER	BLIND-BORE PART NUMBER
3.50"	RPMNL3.25	RPMNL3.25BB
4.75"	RPMNL4.50	RPMNL4.50BB
7.75"	RPMNL7.50	RPMNL7.50BB
10.25"	RPMNL10.00	RPMNL10.00BB
13.00"	RPMNL12.75	RPMNL12.75BB
16.00"	RPMNL15.75	RPMNL15.75BB
18.00"	RPMNL17.75	RPMNL17.75BB
22.00"	RPMNL21.75	RPMNL21.75BB



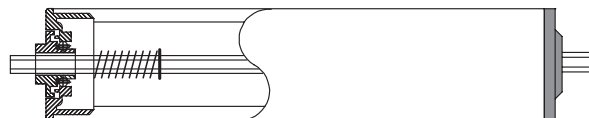
POBCO's "RPMN" series rollers are constructed with 1.90" diameter, schedule 40 White PVC pipe, Molded Nylon Roll End Bearings, and bored to support a 1/2" diameter shaft, pin or stub shaft. These are an excellent, low cost, general purpose rollers, often used on sorting equipment. Overall length of roller is made .25" shorter than the between frame dimension.

RPU SERIES MEDIUM DUTY		
BETWEEN FRAME	STEEL SHAFT PART NUMBER	STAINLESS STEEL SHAFT PART NUMBER
7.75"	RPUL7.50HEX	RPUL7.50HEXSS
10.25"	RPUL10.0HEX	RPUL10.0HEXSS
13.00"	RPUL12.75HEX	RPUL12.75HEXSS
16.00"	RPUL15.75HEX	RPUL15.75HEXSS
18.00"	RPUL17.75HEX	RPUL17.75HEXSS
22.00"	RPUL21.75HEX	RPUL21.75HEXSS



POBCO's "RPU" series rollers are constructed with 1.90" diameter, schedule 40 White PVC pipe, UHMW Roll End Bearings, hex adapter, and 7/16" Hex spring loaded shaft. These rollers are suitable for many general purpose applications, and with the stainless shafting, they are highly corrosive resistant. Overall length of roller is made .25" shorter than between frame dimension.

RPD SERIES LIGHT DUTY GRAVITY		
BETWEEN FRAME	STEEL SHAFT PART NUMBER	STAINLESS STEEL SHAFT PART NUMBER
7.75"	RPDL7.50HEX	RPDL7.50HEXSS
10.25"	RPDL10.0HEX	RPDL10.0HEXSS
13.00"	RPDL12.75HEX	RPDL12.75HEXSS
16.00"	RPDL15.75HEX	RPDL15.75HEXSS
18.00"	RPDL17.75HEX	RPDL17.75HEXSS
22.00"	RPDL21.75HEX	RPDL21.75HEXSS




POBCO's "RPD" series rollers are constructed with 1.90" diameter, schedule 40 White PVC pipe, Molded Delrin Roll End Bearings, and 7/16" Hex spring loaded shaft. These rollers allow for easy installation in the side frame with spring loaded shaft. These rollers are suitable for many light duty gravity conveyor applications, and with stainless shafting, they are highly corrosive resistant. Overall length of roller is made .25" shorter than the between frame dimension.

# POBCO Polyurethane Roller Covers

## Interface Fit Roller Covers

Extend the life of existing rollers and reduce noise levels with POBCO Polyurethane roller covers. These covers function as a protective barrier to both the roller surface and the materials being conveyed. Covers will not scratch or mar product. They are suitable for many applications including systems with steep inclines in which the urethane helps to grip and move the product more efficiently. POBCO offers the covers in USDA/FDA compliant Safety Orange color, with 85/88 Durometer.

Wall Thickness .062			
PART NUMBER	OD OF ROLLER	ID OF COVER	LENGTH
SCUR1.9	1.900"	1.869"	10 ft.
SCUR2.0	2.000"	1.969"	10 ft.
SCUR2.5	2.500"	2.469"	10 ft.

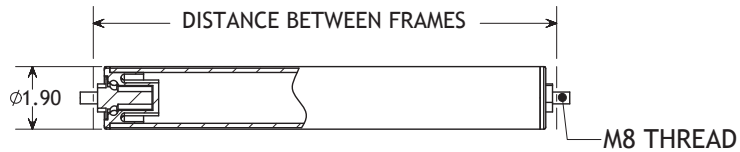


**#ROLLCOVERTOOL**  
Installation Tool for Urethane Roll Covers

Wall Thickness .125			
PART NUMBER	OD OF ROLLER	ID OF COVER	LENGTH
HCUR1.9	1.900"	1.869"	10 ft.
HCUR2.0	2.000"	1.969"	10 ft.
HCUR2.5	2.500"	2.469"	10 ft.

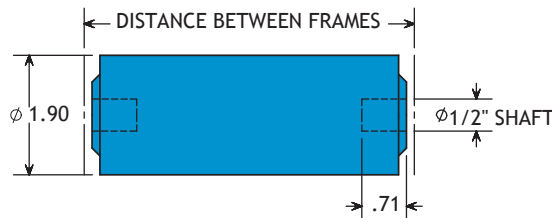
**POBCO "RPBBD"** series rollers are constructed with 1.90" diameter, schedule 40 white PVC pipe, and self-sealing molded acetal blind bore spring-loaded ball bearings. These are sealed to avoid moisture or bacteria build-up inside rollers. Easy to install. Includes hex nuts.

RPBBD SERIES	
BETWEEN FRAME	PART NUMBER
10.25"	RPBBD10.00
13.00"	RPBBD12.75
16.00"	RPBBD15.75
18.00"	RPBBD17.75
22.00"	RPBBD21.75
24.00"	RPBBD23.75



**POBCO "RP Solid"** series are Blue in color, FDA compliant, solid plastic, 1.90" diameter acetal rollers. Ends have 1/2" diameter x .71 deep blind bores. This series is the most sanitary option. Supported with "stub shaft" # BP08SSBall (see page 62).

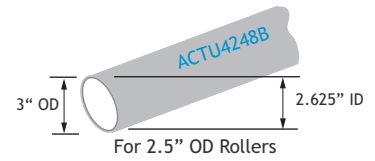
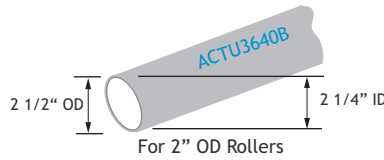
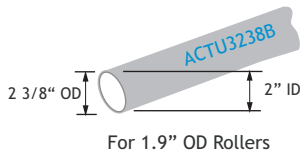
RP SOLID SERIES	
BETWEEN FRAME	PART NUMBER
10.25"	RPBLUEA10.00
13.00"	RPBLUEA12.75
16.00"	RPBLUEA15.75
18.00"	RPBLUEA17.75
22.00"	RPBLUEA21.75



# POBCO Accumulator Conveyor Tubing

POBCO Tube Sleeves allow the accumulation of products on roller conveyors and help prevent product damage. Conveyor line pressure is relieved at bottle-necks and jams and drive component problems are minimized since the Plastic Tube Sleeves rotate around the Roller O.D.

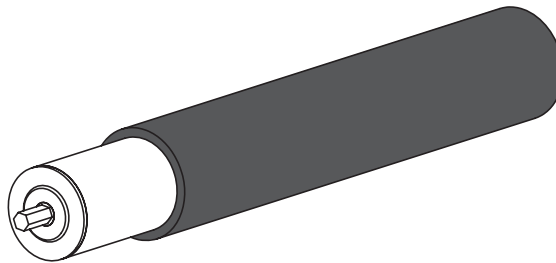
Standard lengths are 5 ft. or 10 ft. Can be cut to your length requirements.



Part #ACTU3238B  
For 1-1/2" Pipe (1.900") - Supplied as 2" I.D. x 2-3/8" O.D. x 3/16" Wall

Part #ACTU3640B  
For 2" O.D. Tubing - Supplied as 2-1/4" I.D. x 2-1/2" O.D. x 1/8" Wall

Part #ACTU4248B  
For 2-1/2" O.D. Tubing - Supplied as 2-5/8" I.D. x 3" O.D. x 3/16" Wall



# POBCO Ultra-D Tube Stock (Bearing Stock)

Dimensions listed are NOMINAL, not exact. Supplied in 5 ft. or 10 ft. lengths in natural UHMW. Inside Diameter is undersized to allow for machining to size, and Outside Diameter is oversized to allow for machining to size. Inquire for details.




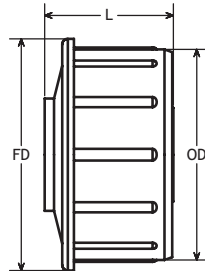
PART NUMBER	NOMINAL ID	NOMINAL OD
ETU-0816L120	1/2"	1"
ETU-0824L120	1/2"	1-1/2"
ETU-1022L120	5/8"	1-3/8"
ETU-1222L120	3/4"	1-3/8"
ETU-1216L120	3/4"	1"
ETU-1624L120	1"	1-1/2"
ETU-1632L120	1"	2"
ETU-2432L120	1-1/2"	2"
ETU-2440L120	1-1/2"	2-1/2"
ETU-3240L120	2"	2-1/2"
ETU-4048L120	2-1/2"	3"
ETU-4056L120	2-1/2"	3-1/2"
ETU-4248L120	2-5/8"	3"
ETU-6472L120	4"	4-1/2"
ETU-6480L120	4"	5"
ETU-4856L120	3"	3-1/2"
ETU-4864L120	3"	4"
ETU-7280L120	4-1/2"	5"

Other Sizes, Materials, and Colors available, please inquire. UHMW thin wall extrusions and close tolerances available with custom runs.

# POBCO Heavy Duty ABEC1-Precision Roll End Bearings

Black Thermoplastic Housings (conductive polypropylene) with precision chrome shielded bearing offer higher load and higher speed capabilities and quiet operation.

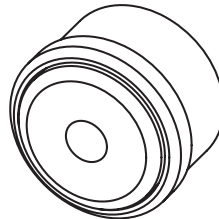
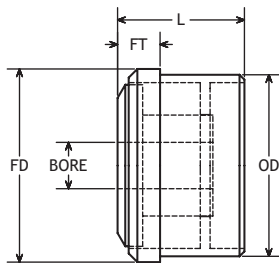
POBCO PART#	SUITABLE FOR	BORE	FD	OD	LENGTH
HOTP24P4007CS	1-1/2" Sch. 40 Pipe	7/16 Hex	1.87	1.61	1.13
HOTP31T1607CS	1.90, 16 Gauge	7/16 Hex	1.89	1.22	
HOTP40T1111CS	2-1/2" Dia., 11 Gauge	11/16 Hex	2.47	2.26	1.39



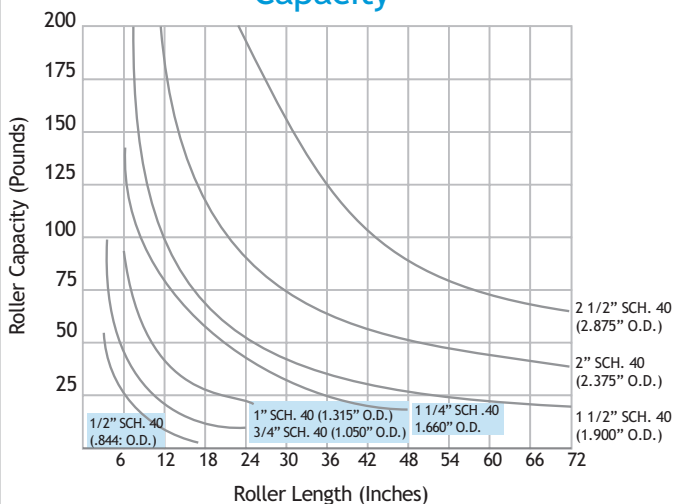
# POBCO Idler Roll End Ball Bearing

Black polyamide housing with grey polyamide protective shield cover. Chrome steel bearing type #6202-2RS inside. Metric size only. Light Duty Application

POBCO PART#	SUITABLE FOR	BORE	FD	OD	LENGTH	FT
LDTP50mm12mm	50mm Dia. 1.5mm Wall Tubing	12mm	50mm	47mm	30mm	11mm
LDTP50mm14mm		14mm	50mm	47mm	30mm	11mm

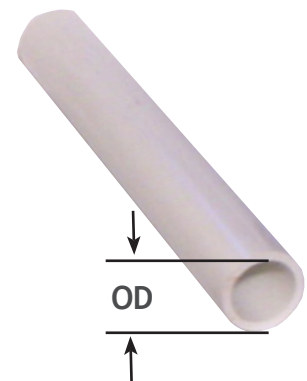


## POBCO PVC Load Capacity Capacity



## POBCO PVC Pipe - Clean, Unmarked, White

SIZE	OD
1/2" Sch. 40	.840
3/4" Sch. 40	1.050
1" Sch. 40	1.315
1-1/4" Sch. 40	1.660
1-1/2" Sch. 40	1.900
2" Sch. 40	2.375
2-1/2" Sch. 40	2.875

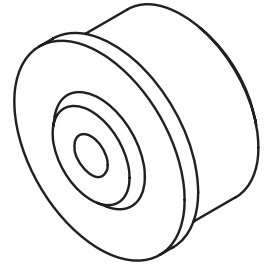
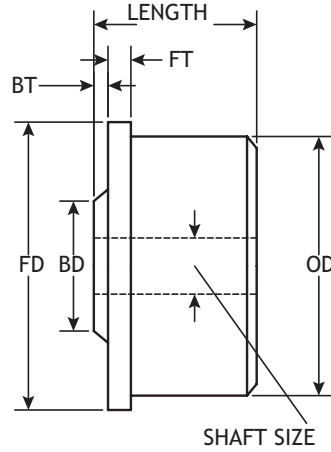


- High Impact PVC
- For Evenly Distributed Loads
- For Concentrated Center Loads Reduce Values by 30%
- Bearing Capacities Must Also be Considered into Roller Design



# POBCO Standard Roll End Bearings

Standard Roll End Bearings							
TUBING OUTSIDE DIA. FD	TUBING GAUGE	I.D. METAL TUBING OD	LGTH	FT	BT	BD	PART NO.**
1.315 (1" Pipe)	Sch. 40 Sch. 80	1.049 .957	1-1/4	3/16	1/16	7/8	ST*-16P40 ST*-16P80
1-3/8	18 17 16	1.277 1.259 1.245	1-1/4	3/16	1/16	7/8	ST*-22T18 ST*-22T17 ST*-22T16
1-1/2	18 16 14 11	1.402 1.370 1.334 1.260	1-1/2	3/16	1/16	1	ST*-24T18 ST*-24T16 ST*-24T14 ST*-24T11
1.510	1-1/4" EMT	1.380	1-1/2	3/16	1/16	1	ST*-20EMT
1-5/8"	16 13 11	1.495 1.435 1.385	1-1/2	3/16	1/16	1	ST*-26T16 ST*-26T13 ST*-26T11
1.660 (1-1/4" Pipe)	Sch. 40 Sch. 80	1.380 1.27	1-1/2	3/16	1/16	1	ST*-20P40 ST*-20P80
1.740	1-1/2" EMT	1.610	1-1/2	3/16	1/16	1	ST*-24EMT
1-3/4	20 16 14 13 11	1.680 1.620 1.584 1.560 1.510	1-1/2	3/16	1/16	1-1/8	ST*-28T20 ST*-28T16 ST*-28T14 ST*-28T13 ST*-28T11
1-7/8	18 16 13	1.777 1.745 1.685	1-1/2	3/16	1/16	1-1/8	ST*-30T18 ST*-30T16 ST*-30T13
1.900	16 12	1.770 1.682	1-1/2	3/16	1/16	1-1/8	ST*-31T16 ST*-31T12
1.900 (1-1/2" Pipe)	Sch. 40 Sch. 80	1.610 1.500	1-1/2	3/16	1/16	1-1/8	ST*-24P40 ST*-24P80
2	18 16 14 13 12 11 10	1.902 1.870 1.834 1.810 1.782 1.760 1.732	1-5/8	1/4	1/8	1-1/4	ST*-32T18 ST*-32T16 ST*-32T14 ST*-32T13 ST*-32T12 ST*-32T11 ST*-32T10
2-1/8	16	1.995	1-5/8	1/4	1/8	1-1/4	ST*-34T16
2.197	2" EMT	2.067	1-5/8	1/4	1/8	1-1/4	ST*-32EMT
2-1/4	18 16 14 13 11 10	2.152 2.120 2.084 2.060 2.010 1.982	1-5/8	1/4	1/8	1-3/8	ST*-36T18 ST*-36T16 ST*-36T14 ST*-36T13 ST*-36T11 ST*-36T10
2-3/8	16 14 13 11	2.245 2.209 2.185 2.135	1-5/8	1/4	1/8	1-3/8	ST*-38T16 ST*-38T14 ST*-38T13 ST*-38T11
2.375 (2" Pipe)	Sch. 10 Sch. 40 Sch. 80	2.157 2.067 1.939	1-5/8	1/4	1/8	1-3/8	ST*-32P10 ST*-32P40 ST*-32P80
2-1/2	18 16 14 13 12 11 10	2.402 2.370 2.334 2.310 2.282 2.260 2.232	1-5/8	1/4	1/8	1-1/2	ST*-40T18 ST*-40T16 ST*-40T14 ST*-40T13 ST*-40T12 ST*-40T11 ST*-40T10
2-3/4	18 16 13 11	2.652 2.620 2.560 2.510	1-5/8	1/4	1/8	1-1/2	ST*-44T18 ST*-44T16 ST*-44T13 ST*-44T11
2-7/8	11	2.635					ST*-46T11
2.875 (2-1/2" Pipe)	Sch. 40 Sch. 80	2.469 2.323	1-5/8	1/4	1/8	1-5/8	ST*-40P40 ST*-40P80

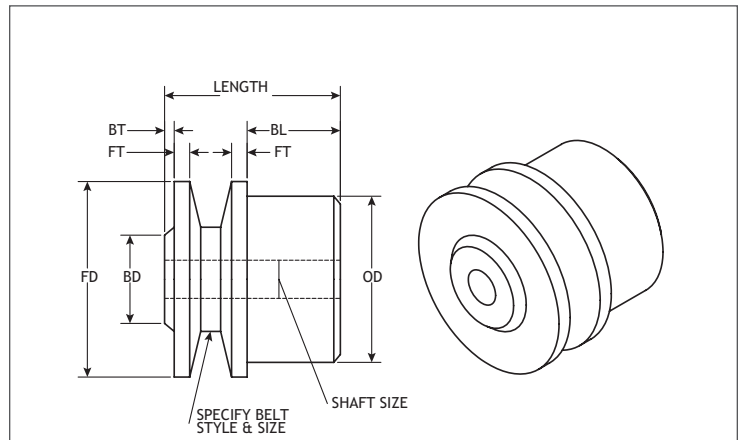
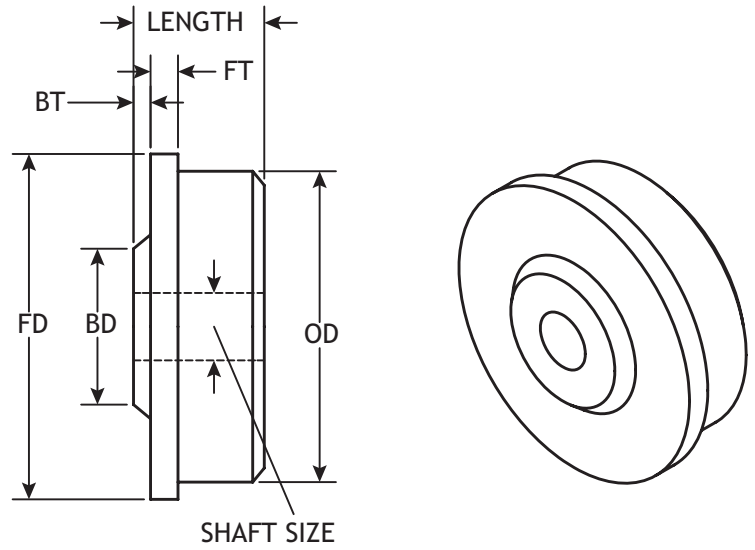


3	18 16 14 13 12 11	2.902 2.870 2.834 2.810 2.782 2.760	1-3/4	1/4	1/8	1-5/8	ST*-48T18 ST*-48T16 ST*-48T14 ST*-48T13 ST*-48T12 ST*-48T11
3-1/4	16 13	3.120 3.060	1-3/4	1/4	1/8	1-3/4	ST*-52T16 ST*-52T13
3-1/2	16 13 11	3.370 3.310 3.260	1-3/4	1/4	1/8	2	ST*-56T16 ST*-56T13 ST*-56T11
3.500	3" EMT	3.356	1-3/4	1/4	1/8	2	ST*-48EMT
3.500 (3" Pipe)	Sch. 40 Sch. 80	3.068 2.900	1-3/4	1/4	1/8	2	ST*-48P40 ST*-48P80
3-3/4	16 11	3.620 3.510	1-3/4	1/4	1/8	2-1/4	ST*-60T16 ST*-60T11
4	16 14 13 11	3.870 3.834 3.810 3.760	1-3/4	1/4	1/8	2-1/4	ST*-64T16 ST*-64T14 ST*-64T13 ST*-64T11
4.000 (3-1/2" Pipe)	Sch. 40 Sch. 80	3.548 3.364	1-3/4	1/4	1/8	2-1/2	ST*-56P40 ST*-56P80
4-1/2	11	4.260	1-3/4	1/4	1/8	2-1/2	ST*-72T11
4.500	4" EMT	4.334	1-3/4	1/4	1/8	2-1/2	ST*-64EMT
4.500 (4" Pipe)	Sch. 40 Sch. 80	4.026 3.826	1-3/4	1/4	1/8	2-3/4	ST*-64P40 ST*-64P80
5	11	4.760	1-3/4	1/4	1/8	2-3/4	ST*-80T11
5-1/2	11	5.260	1-3/4	1/4	1/8	3-1/4	ST*-88T11
5.563 (5" Pipe)	Sch. 40 Sch. 80	5.047 4.813	1-3/4	1/4	1/8	3-1/2	ST*-80P40 ST*-80P80
6	11	5.760	1-3/4	1/4	1/8	3-1/2	ST*-96T11
6.625 (6" Pipe)	Sch. 40 Sch. 80	6.065 5.761	1-3/4	1/4	1/8	4	ST*-96P40 ST*-96P80



### Light-Duty Roll End Bearings

TUBING OUTSIDE DIA. FD	TUBING GAUGE	I.D. METAL TUBING OD	LGTH	FT	BT	BD	PART NO.**
1/2	20 18	.430 .402	1/2	1/8	1/16	3/8	LD*-08T20 LD*-08T18
5/8	20	0.555	1/2	1/8	1/16	3/8	LD*-10T20
.706	1/2" EMT	0.622	11/16	1/8	1/16	7/16	LD*-08EMT
3/4"	22	.694	11/16	1/8	1/16	1/2	LD*-12T22
	20	.680					LD*-12T20
	18	.652					LD*-12T18
	16	.620					LD*-12T16
.840 (1/2" Pipe)	Sch. 40	.622	11/16	1/8	1/16	1/2	LD*-08P40
	Sch. 80	.546					LD*-08P80
7/8"	20	.805	11/16	1/8	1/16	1/2	LD*-14T20
	18	.777					LD*-14T18
	16	.745					LD*-14T16
.922	3/4" EMT	0.824	11/16	1/8	1/16	1/2	LD*-12EMT
1	20	.930	11/16	1/8	1/16	5/8	LD*-16T20
	18	.902					LD*-16T18
	17	.884					LD*-16T17
	16	.870					LD*-16T16
1.050 (3/4" Pipe)	Sch. 40 Sch. 80	.824 .742	11/16	1/8	1/16	5/8	LD*-12P40 LD*-12P80
1-1/8	17 16	1.009 .995	11/16	1/8	1/16	3/4	LD*-18T17 LD*-18T16
1.163	1" EMT	1.049	11/16	1/8	1/16	3/4	LD*-16EMT
1-1/4	20	1.430	3/4	1/8	1/16	7/8	LD*-20T20
	18	1.152					LD*-20T18
	16	1.120					LD*-20T16
1-5/16	16	1.182	3/4	1/8	1/16	7/8	LD*-21T16
1.315 (1" Pipe)	Sch. 40 Sch. 80	1.049 .957	3/4	1/8	1/16	7/8	LD*-16P40 LD*-16P80
1-3/8	18 16	1.277 1.245	3/4	1/8	1/16	7/8	LD*-22T18 LD*-22T16
1-1/2	20	1.430	1	3/16	1/16	1	LD*-24T20
	18	1.402					LD*-24T18
	16	1.370					LD*-24T16
1.510	1-1/4" EMT	1.380	1	3/16	1/16	1	LD*-20EMT
1-5/8	20	1.555	1	3/16	1/16	1	LD*-26T20
	18	1.527					LD*-26T18
	16	1.495					LD*-26T16
1.660 (1-1/4" Pipe)	Sch. 40 Sch. 80	1.380 1.278	1	3/16	1/16	1	LD*-20P40 LD*-20P80
1.740	1-1/2" EMT	1.610	1	3/16	1/16	1	LD*-24EMT
1-3/4	20	1.680	1	3/16	1/16	11/8	LD*-28T20
	18	1.652					LD*-28T18
	16	1.620					LD*-28T16
1-7/8	20	1.805	1	3/16	1/16	11/8	LD*-30T20
	18	1.777					LD*-30T18
	16	1.745					LD*-30T16
1.900	16	1.770	1	3/16	1/16	11/8	LD*-31T16
1.900 (1-1/2" Pipe)	Sch. 40 Sch. 80	1.610 1.500	1	3/16	1/16	1-1/8	LD*-24P40 LD*-24P80
2	20	1.930	1	3/16	1/16	1-1/8	LD*-32T20
	18	1.902					LD*-32T18
	16	1.870					LD*-32T16
2.197	2" EMT	2.067	1	3/16	1/16	1-1/4	LD*-32EMT
2-1/4	20	2.180	1	3/16	1/16	1-1/4	LD*-36T20
	18	2.152					LD*-36T18
	16	2.120					LD*-36T16
	Sch. 10 Sch. 40 Sch. 80	2.157 2.067 1.939					LD*-32P10 LD*-32P40 LD*-32P80
2-1/2	20	2.430	1	3/16	1/16	1-3/8	LD*-40T20
	18	2.402					LD*-40T18
	16	2.370					LD*-40T16
2-3/4	18	2.652	1	3/16	1/16	1-1/2	LD*-44T18
	16	2.620					LD*-44T16
	14	2.584					LD*-44T14
2.875 (2-1/2 Pipe)	Sch. 40 Sch. 80	2.469 2.323	1	3/16	1/16	1-5/8	LD*-40P40 LD*-40P80

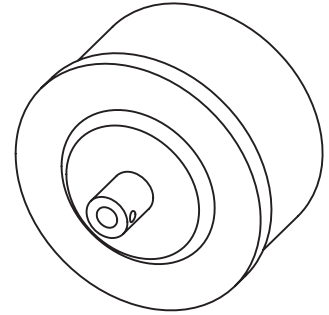
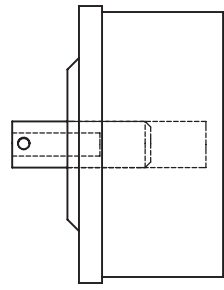
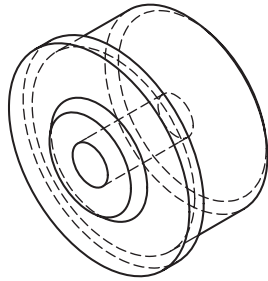
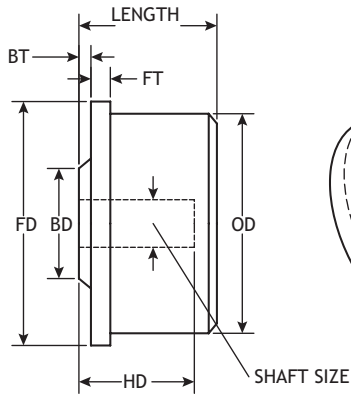


### V-Belt Roll End Bearings

(FOR "A" OR "4L" V-BELTS)

TUBING OUTSIDE DIA. FD	TUBING GAUGE	I.D. METAL TUBING OD	LGTH	FT	BT	BD	BL	PART NO.**
1-3/4	16	1.620	2-3/16	3/16	1/16	1	1-1/4	VB*-28T16
	14	1.584						VB*-28T14
1-7/8	16	1.745	2-3/16	3/16	1/16	1-1/8	1-1/4	VB*-30T16
	13	1.685						VB*-30T13
1.900	16	1.770	2-3/16	3/16	1/16	1-1/8	1-1/4	VB*-31T16
2	16	1.870	2-3/8	1/4	1/8	1-1/8	1-1/4	VB*-32T16
	14	1.834						VB*-32T14
	13	1.810						VB*-32T13
	11	1.760						VB*-32T11
2-1/4	18	2.152	2-3/8	1/4	1/8	1-1/4	1-1/4	VB*-36T18
	16	2.120						VB*-36T16
	13	2.060						VB*-36T13
2-3/8	16	2.245	2-3/8	1/4	1/8	1-3/8	1-1/4	VB*-38T16
2.375 (2" Pipe)	Sch. 40	2.067	2-3/8	1/4	1/8	1-3/8	1-1/4	VB*-32P40
	Sch. 80	1.939						VB*-32P80
2-1/2	18	2.402	2-3/8	1/4	1/8	1-3/8	1-1/4	VB*-40T18
	16	2.370						VB*-40T16

# POBCO Roll End Bearings - Blind Bore



## Blind Bore For shafts up to 1-1/4" long

TUBING OUTSIDE DIA. FD	TUBING GAUGE	I.D. METAL TUBING OD	LGTH	FT	BT	BD	HD	PART NO.**
1-1/2	16 14	1.370 1.334	1-1/2	3/16	1/16	1	1-1/4	BB*-24T16 BB*-24T14
1.660 (1-1/4" Pipe)	Sch. 40 Sch. 80	1.380 1.278	1-1/2	3/16	1/16	1	1-1/4	BB*-20P40 BB*-20P80
1-3/4	16 14	1.620 1.584	1-1/2	3/16	1/16	1	1-1/4	BB*-28T16 BB*-28T14
1.900 (1-1/2" Pipe)	Sch. 40 Sch. 80	1.610 1.500	1-1/2	3/16	1/16	1-1/8	1-1/4	BB*-24P40 BB*-24P80
2	16 14	1.870 1.834	1-5/8	1/4	1/8	1-1/8	1-1/4	BB*-32T16 BB*-32T14
2-1/4	16 14	2.120 2.084	1-5/8	1/4	1/8	1-1/4	1-1/4	BB*-36T16 BB*-36T14
2.375 (2" Pipe)	Sch. 40 Sch. 80	2.067 1.939	1-5/8	1/4	1/8	1-3/8	1-1/4	BB*-32P40 BB*-32P80
2-1/2	16 14	2.370 2.334	1-5/8	1/4	1/8	1-3/8	1-1/4	BB*-40T16 BB*-40T14
3	16 14	2.870 2.834	1-3/4	1/4	1/8	1-5/8	1-1/4	BB*-48T16 BB*-48T14

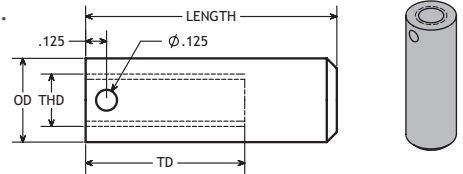
## Blind Bore For shafts up to 1-3/4" long

TUBING OUTSIDE DIA. FD	TUBING GAUGE	I.D. METAL TUBING OD	LGTH	FT	BT	BD	HD	PART NO.**
1-1/2	16 14	1.370 1.334	2-1/8	3/16	1/16	1	1-3/4	BL*-24T16 BL*-24T14
1.740	1-1/2" EMT	1.610	2-1/8	3/16	1/16	1	1-3/4	BL*-24EMT
1-3/4	16	1.620	2-1/8	3/16	1/16	1	1-3/4	BL*-28T16
1.900 (1-1/2" Pipe)	Sch. 40 Sch. 80	1.610 1.500	2-1/8	3/16	1/16	1-1/8	1-3/4	BL*-24P40 BL*-24P80
2	18 16 14 11	1.902 1.870 1.834 1.760	2-1/8	1/4	1/8	1-1/4	1-3/4	BL*-32T18 BL*-32T16 BL*-32T14 BL*-32T11
2.197	2" EMT	2.067	2-1/8	1/4	1/8	1-1/4	1-3/4	BL*-32EMT
2-1/4	18 16 14	2.152 2.120 2.084	2-1/8	1/4	1/8	1-1/4	1-3/4	BL*-36T18 BL*-36T16 BL*-36T14
2-3/8	16	2.245	2-1/8	1/4	1/8	1-3/8	1-3/4	BL*-38T16
2.375 (2" Pipe)	Sch. 40 Sch. 80	2.067 1.939	2-1/8	1/4	1/8	1-3/8	1-3/4	BL*-32P40 BL*-32P80
2-1/2	18 16 14 11	2.402 2.370 2.334 2.260	2-1/8	1/4	1/8	1-1/2	1-3/4	BL*-40T18 BL*-40T16 BL*-40T14 BL*-40T11
2-3/4	16	2.620	2-1/8	1/4	1/8	1-5/8	1-3/4	BL*-44T16
2.875 (2-1/2" Pipe)	Sch. 40 Sch. 80	2.469 2.323	2-1/8	1/4	1/8	1-5/8	1-3/4	BL*-40P40 BL*-40P80
3	18 16 14	2.902 2.870 2.834	2-1/8	1/4	1/8	1-5/8	1-3/4	BL*-48T18 BL*-48T16 BL*-48T14
3-1/4	16 13	3.120 3.060	2-1/8	1/4	1/8	1-3/4	1-3/4	BL*-52T16 BL*-52T13

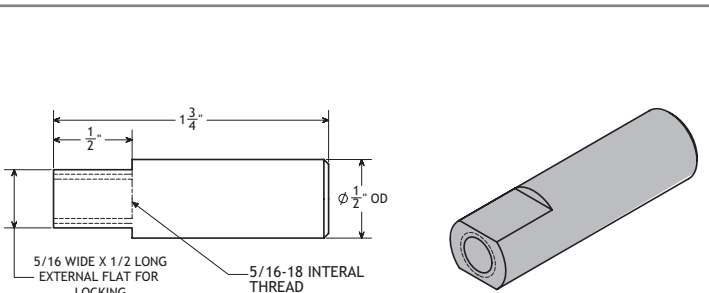
## POBCO Stub Shafts

POBCO Stub Shafts thru-bolt to the frame allowing the use of blind-bore or other roll end bearings. \*1/8 dia. hole for use with spanner wrench. Prevents stub shaft from spinning down during installation.

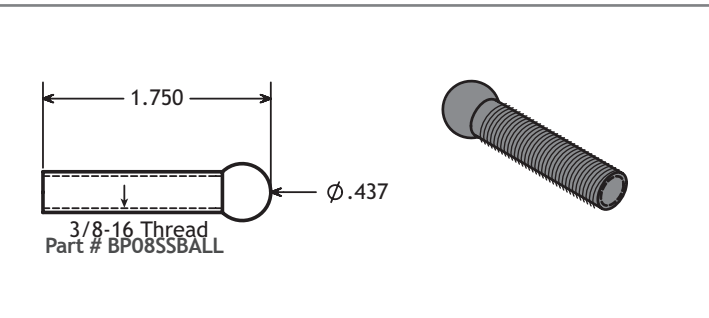
- Standard in 304 S.S.
- Special Order
- Matching stainless steel bolts are available



				PART NUMBER
THD	TD	OD	LGTH	STAINLESS STEEL
5/16-18	3/4	1/2	1	BP-050816-SS
5/16-18	3/4	1/2	1-1/2	BP-050824-SS



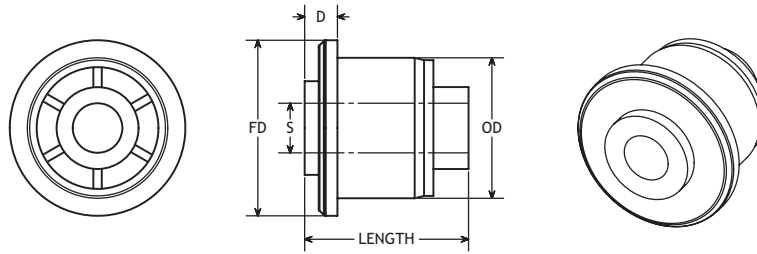
Part # BP0828FLAT



3/8-16 Thread  
Part # BP08SSBALL

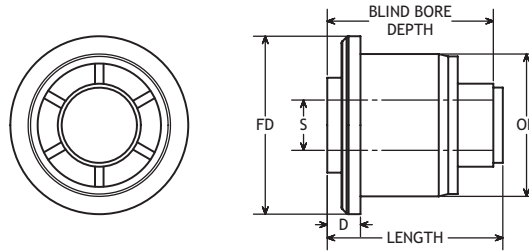
# POBCO Molded Nylon Roll End Bearings

Nylon bearings are designed to perform well in chemical environments, including Acid and Caustic operating conditions. They are inexpensive and are normally supplied as grey molded blind-bore or thru-bore to press fit into pipe or tubing. Blindbore bearings can be converted to thru-bore by punching out the blind-bore end.



PART NO.	TUBE SIZE	FD-TUBE OD	OD-TUBE ID	LGTH	S-SHAFT	D
MN12P4008	3/4" Sch. 40	1.050"	.824"	1-3/4"	1/2"	1/4"
MN16P4008	1" Sch. 40	1.315"	1.049"	1-3/4"	1/2"	1/4"
MN20P4008	1-1/4" Sch. 40	1.660"	1.380"	1-3/4"	1/2"	3/8"
MN24P4008	1-1/2" Sch. 40	1.900"	1.610"	1-3/4"	1/2"	3/8"
MN24P4010	1-1/2" Sch. 40	1.900"	1.610"	1-3/4"	5/8"	3/8"
MN24P8008	1-1/2" Sch. 80	1.900"	1.500"	1-3/4"	1/2"	3/8"
MN24P8009	1-1/2" Sch. 80	1.900"	1.500"	1-3/4"	9/16"	3/8"
MN24P8010	1-1/2" Sch. 80	1.900"	1.500"	1-3/4"	5/8"	3/8"
MN32P4008	2" Sch. 40	2.375"	2.067"	1-3/4"	1/2"	3/8"
MN32P4009	2" Sch. 40	2.375"	2.067"	1-3/4"	9/16"	3/8"
MN32P4010	2" Sch. 40	2.375"	2.067"	1-3/4"	5/8"	3/8"
MN32P8008	2" Sch. 80	2.375"	1.939"	1-3/4"	1/2"	3/8"
MN32P8009	2" Sch. 80	2.375"	1.939"	1-3/4"	9/16"	3/8"
MN32P8010	2" Sch. 80	2.375"	1.939"	1-3/4"	5/8"	3/8"

PART NO.	TUBE SIZE	FD-TUBE OD	OD-TUBE ID	LGTH	S-SHAFT	D
MN12EMT08	3/4" EMT	.922"	.824"	1-3/4"	1/2"	3/16"
MN16EMT08	1" EMT	1.163"	1.049"	1-3/4"	1/2"	1/4"
MN20EMT08	1-1/4" EMT	1.510"	1.380"	1-3/4"	1/2"	3/8"
MN20EMT09	1-1/4" EMT	1.510"	1.380"	1-3/4"	9/16"	3/8"
MN20EMT10	1-1/4" EMT	1.510"	1.380"	1-3/4"	5/8"	3/8"
MN24EMT08	1-1/2" EMT	1.740"	1.610"	1-3/4"	1/2"	3/8"
MN24EMT10	1-1/2" EMT	1.740"	1.610"	1-3/4"	5/8"	3/8"
MN24EMT09	1-1/2" EMT	1.740"	1.610"	1-3/4"	9/16"	3/8"
MN32EMT08	2" EMT	2.197"	2.067"	1-3/4"	1/2"	3/8"
MN32EMT09	2" EMT	2.197"	2.067"	1-3/4"	9/16"	3/8"
MN32EMT10	2" EMT	2.197"	2.067"	1-3/4"	5/8"	3/8"
MN361608	2-1/4" 16 ga.	2.250"	2.120"	1-3/4"	1/2"	3/8"
MN361609	2-1/4" 16 ga.	2.250"	2.120"	1-3/4"	9/16"	3/8"
MN401608	2-1/2" 16 ga.	2.500"	2.370"	1-3/4"	1/2"	3/8"
MN401609	2-1/2" 16 ga.	2.500"	2.370"	1-3/4"	9/16"	3/8"



PART NO.	TUBE SIZE	FD-TUBE OD	OD-TUBE ID	DEPTH	LGTH	S-SHAFT	D
BBMN12P4008	3/4" Sch. 40	1.050"	.824"	1.75"	1.85"	1/2"	1/4"
BBMN16P4008	1" Sch. 40	1.315"	1.049"	1.75"	1.85"	1/2"	1/4"
BBMN20P4008	1-1/4" Sch. 40	1.660"	1.380"	1.75"	1.85"	1/2"	3/8"
BBMN24P4008	1-1/2" Sch. 40	1.900"	1.610"	1.75"	1.85"	1/2"	3/8"
BBMN24P4010	1-1/2" Sch. 40	1.900"	1.610"	1.75"	1.85"	5/8"	3/8"
BBMN24P8008	1-1/2" Sch. 80	1.900"	1.500"	1.75"	1.85"	1/2"	3/8"
BBMN24P8009	1-1/2" Sch. 80	1.900"	1.500"	1.75"	1.85"	9/16"	3/8"
BBMN24P8010	1-1/2" Sch. 80	1.900"	1.500"	1.75"	1.85"	5/8"	3/8"
BBMN32P4008	2" Sch. 40	2.375"	2.067"	1.75"	1.85"	1/2"	3/8"
BBMN32P4009	2" Sch. 40	2.375"	2.067"	1.75"	1.85"	9/16"	3/8"
BBMN32P4010	2" Sch. 40	2.375"	2.067"	1.75"	1.85"	5/8"	3/8"
BBMN32P8008	2" Sch. 80	2.375"	1.939"	1.75"	1.85"	1/2"	3/8"
BBMN32P8009	2" Sch. 80	2.375"	1.939"	1.75"	1.85"	9/16"	3/8"
BBMN32P8010	2" Sch. 80	2.375"	1.939"	1.75"	1.85"	5/8"	3/8"

PART NO.	TUBE SIZE	FD-TUBE OD	OD-TUBE ID	DEPTH	LGTH	S-SHAFT	D
BBMN12EMT08	3/4" EMT	.922"	.824"	1.75"	1.85"	1/2"	3/16"
BBMN16EMT08	1" EMT	1.163"	1.049"	1.75"	1.85"	1/2"	1/4"
BBMN20EMT08	1-1/4" EMT	1.510"	1.380"	1.75"	1.85"	1/2"	3/8"
BBMN20EMT09	1-1/4" EMT	1.510"	1.380"	1.75"	1.85"	9/16"	3/8"
BBMN20EMT10	1-1/4" EMT	1.510"	1.380"	1.75"	1.85"	5/8"	3/8"
BBMN24EMT08	1-1/2" EMT	1.740"	1.610"	1.75"	1.85"	1/2"	3/8"
BBMN24EMT10	1-1/2" EMT	1.740"	1.610"	1.75"	1.85"	5/8"	3/8"
BBMN24EMT09	1-1/2" EMT	1.740"	1.610"	1.75"	1.85"	9/16"	3/8"
BBMN32EMT08	2" EMT	2.197"	2.067"	1.75"	1.85"	1/2"	3/8"
BBMN32EMT09	2" EMT	2.197"	2.067"	1.75"	1.85"	9/16"	3/8"
BBMN32EMT10	2" EMT	2.197"	2.067"	1.75"	1.85"	5/8"	3/8"
BBMN361608	2-1/4" 16 ga.	2.250"	2.120"	1.75"	1.85"	1/2"	3/8"
BBMN361609	2-1/4" 16 ga.	2.250"	2.120"	1.75"	1.85"	9/16"	3/8"
BBMN401608	2-1/2" 16 ga.	2.500"	2.370"	1.75"	1.85"	1/2"	3/8"
BBMN401609	2-1/2" 16 ga.	2.500"	2.370"	1.75"	1.85"	9/16"	3/8"

pbcco@pbccoplastics.com

FAX: 508.791.3247

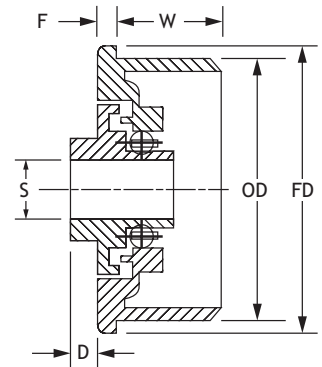
T: 508.791.6376

# POBCO Delrin Roll End Ball Bearing With 420 Stainless Steel Balls

These bearings are ideal for low load, average speed gravity conveyors. They have a maximum speed of 1500 rpm depending on size and loading. They can be used over a temperature range of -50°C to +100°C. They are available for many sizes of tubing and pipe, with round or hex bores. They are compatible with a wide range of chemicals.

PART NO.	TUBE SIZE	FD-TUBE DIA.	OD-TUBE ID	S-SHAFT	D	W	LOAD CAPACITY LBS.
D08P4004RSS	1/2" SCH 40	.780"	.633"	1/4"	.080"	.560"	20 lbs.
D121604RSS	3/4" 16 Ga.	.750"	.620"	1/4"	.080"	19/32"	31 lbs.
D161605RSS	1" 16 Ga.	1.000"	.875"	5/16"	.093"	7/16"	31 lbs.
D16P4005SS	1" Sch. 40	1.315"	1.060"	5/16" hex	.170"	3/4"	40 lbs.
D24P4004RSS	1-1/2" Sch. 40	1.890"	1.610"	1/4"	.110"	15/16"	40 lbs.
D24P4005RSS	1-1/2" Sch. 40	1.890"	1.610"	5/16"	.120"	15/16"	40 lbs.
D24P4007SS*	1-1/2" Sch. 40	1.890"	1.610"	7/16" hex	.120"	15/16"	40 lbs.
D24P8007SS	1-1/2" Sch. 80 PVC	1.545"	1.490"	7/16" hex	.080"	1"	40 lbs.
D24P4008RSS	1-1/2" Sch. 40	1.890"	1.610"	1/2"	.120"	15/16"	40 lbs.
D311607SS	1.9" 16 Ga.	1.890"	1.770"	7/16" hex	.120"	1/2"	48 lbs.
D321607SS	2" 16 Ga.	2.000"	1.875"	7/16" hex	.040"	5/8"	48 lbs.
D32P4007SS	2" Sch. 40	2.310"	2.054"	7/16" hex	.100"	5/8"	48 lbs.
D32P4008RSS	2" Sch. 40	2.310"	2.054"	1/2"	.100"	5/8"	48 lbs.

\*1-1/2" Sch. 40 size in stock in polypropylene (acid conditions). Use Part #PP24P4007SS  
 \*\*F Dimension Please Inquire



# POBCO Self Sealing (Blind Bore) Spring Loaded Ball Bearing

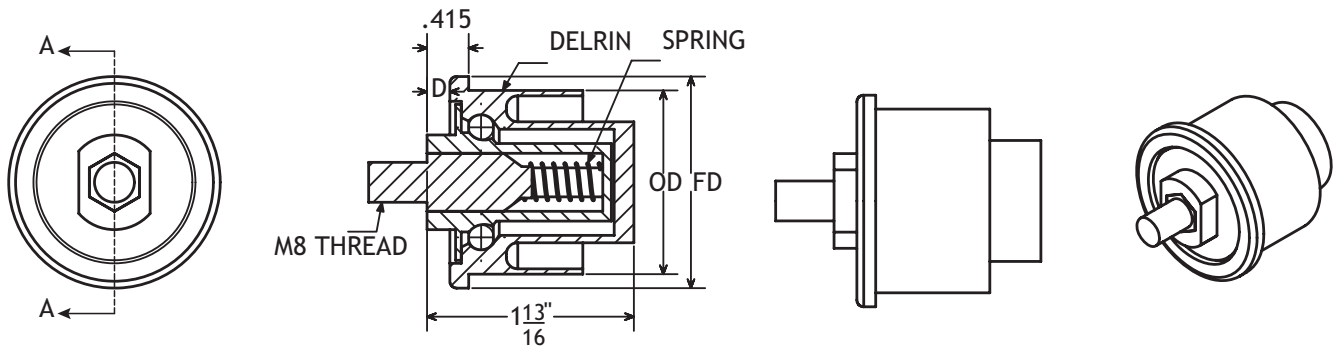
These bearings are ideal for the food processing industry. They are sealed to avoid moisture and bacteria build up in the tube. Benefits include: ease of fit, ease of cleaning, lower friction, corrosion resistant, eliminates need for stainless steel axles, no need for lubrication and maintenance free.

PART NO.	TUBE SIZE	FD TUBE DIA.	OD TUBE DIA.	D	LOAD CAPACITY LBS.
BBD 24P4007SLSS	1-1/2" Sch. 40	1.854"	1.610"	.250"	55 lbs.
BBD 32P4007SLSS	2" Sch. 40	2.368"	2.061"	.250"	55 lbs.



BBD24P4007SLSS  
 BBD32P4007SLSS

### DETAIL A



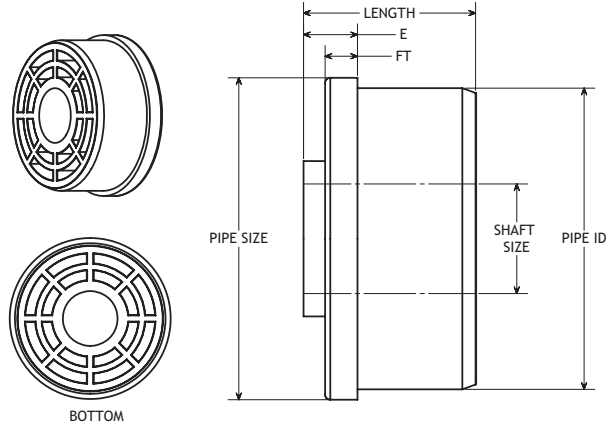
# POBCO Delrin® Roll End Bearings

## For Tubing

Molded Delrin Roll End Bearings are the light duty, low cost option to machined Bearing options. Many sizes in stock in large volume.

TUBE SIZE	TUBE I.D.	SHAFT	LGTH	FT	E	PART NO.
3/4 22 Ga. .750 O.D.	0.694	1/8 3/16 1/4	9/16	3/32	5/32	D-1222-02 D-1222-03 D-1222-04
7/8 20 Ga. .875 O.D.	0.805	3/16 1/4 3/8	9/16	3/32	5/32	D-1420-03 D-1420-04 D-1420-06
1 18 Ga. 1.000 O.D.	0.902	1/4 3/8 1/2	9/16	1/8	3/16	D-1618-04 D-1618-06 D-1618-08
1-1/4 16 Ga. 1.250 O.D.	1.120	1/4 3/8 1/2	5/8	1/8	3/16	D-2016-04 D-2016-06 D-2016-08
1-1/2 16 Ga. 1.500 O.D.	1.370	3/8 1/2 5/8	7/8	3/16	5/16	D-2416-06 D-2416-08 D-2416-10
1-1/2 EMT 1.740 O.D.	1.610	1/2 5/8	1	3/16	5/16	D-24EM-08 D-24EM-10
1-3/4 16 Ga. 1.750 O.D.	1.620	3/8 1/2 5/8 3/4	1	3/16	5/16	D-2816-06 D-2816-08 D-2816-10 D-2816-12
1-7/8 16 Ga. 1.875 O.D.	1.745	1/2 5/8 3/4	1	3/16	5/16	D-3016-08 D-3016-10 D-3016-12
2 18 Ga. 2.000 O.D.	1.902	3/8 1/2 5/8 3/4	1	3/16	5/16	D-3218-06 D-3218-08 D-3218-10 D-3218-12
2 16 Ga. 2.000 O.D.	1.870	3/8 1/2 5/8 3/4	1	3/16	5/16	D-3216-06 D-3216-08 D-3216-10 D-3216-12
2 EMT 2.197 O.D.	2.067	1/2 5/8 3/4	1	3/16	5/16	D-32EM-08 D-32EM-10 D-32EM-12
2-1/4 18 Ga. 2.250 O.D.	2.152	1/2 5/8	1	3/16	5/16	D-3618-08 D-3618-10
2-1/2 18 Ga. 2.500 O.D.	2.402	3/8 1/2 5/8 3/4	1	3/16	5/16	D-4018-06 D-4018-08 D-4018-10 D-4018-12
2-1/2 16 Ga. 2.500 O.D.	2.370	1/2 5/8 3/4	1	3/16	5/16	D-4016-08 D-4016-10 D-4016-12
3 16 Ga. 3.000 O.D.	2.870	1/2 5/8 3/4	1	3/16	3/8	D-4816-08 D-4816-10 D-4816-12
3 11 Ga. 3.000 O.D.	2.760	1/2 5/8 3/4	1-1/2	3/16	3/8	D-4811-08 D-4811-10 D-4811-12

Many other sizes available with low minimums to buy, please inquire.



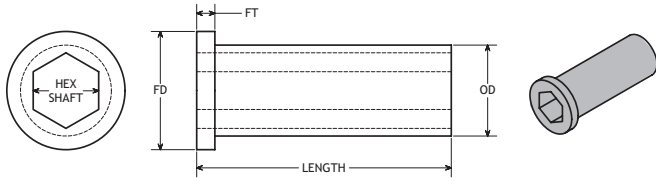
## POBCO Delrin® Roll End Bearings

### For Pipe

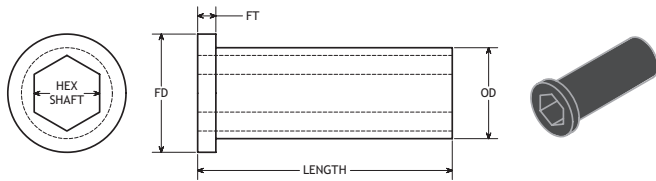
PIPE SIZE	PIPE I.D.	SHAFT	LGTH	FT	E	PART NO.
1 Sch. 40 1.315 O.D.	1.049	1/4 3/8 1/2	5/8	1/8	3/16	D-16P40-04 D-16P40-06 D-16P40-08
1-1/2 Sch. 40 1.900 O.D.	1.610	5/16 3/8 1/2 9/16 5/8	1	3/16	5/16	D-24P40-05 D-24P40-06 D-24P40-08 D-24P40-09 D-24P40-10
1-1/2 Sch. 80 1.900 O.D.	1.500	3/8 1/2 5/8 3/4	1	3/16	5/16	D-24P80-06 D-24P80-08 D-24P80-10 D-24P80-12
2 Sch. 40 2.375 O.D.	2.067	3/8 1/2 9/16 5/8 3/4	1	3/16	5/16	D-32P40-06 D-32P40-08 D-32P40-09 D-32P40-10 D-32P40-12
2 Sch. 80 2.375 O.D.	1.939	1/2 5/8 3/4	1	3/16	5/16	D-32P80-08 D-32P80-10 D-32P80-12
2-1/2 Sch. 40 2.875 O.D.	2.469	1/2 5/8 3/4	1	3/16	5/16	D-40P40-08 D-40P40-10 D-40P40-12
3 Sch. 40 3.500 O.D.	3.068	1/2 5/8 3/4 1	1-3/16	3/16	3/8	D-48P40-08 D-48P40-10 D-48P40-12 D-48P40-16

# POBCO Hex Shaft Adapters

POBCO Hex Shaft adapters slide over the hex shaft to allow the inside diameter of the roller to rotate freely on the outside diameter of the adapter. POBCO spring-loaded rollers with hex shafts use these adapters. SS adapters have a 1/8" FT dimension.



METAL					PART NUMBER	
HEX SHAFT	OD	LGTH	FD	FT	STEEL	STAINLESS STEEL
5/16	5/8	1-1/8	13/16	1/16	HSA-051018	—
7/16	5/8	1-1/8 1-3/4	13/16	1/16- 1/8	HSA-071018 HSA-071028	HSA-071028-SS
11/16	15/16	1-7/8	1-1/8	1/8	HSA-111530T	HSA-111530-SS



PLASTIC					PART NUMBER	
HEX SHAFT	OD	LGTH	FD	FT	NYLON MD	
5/16	1/2	7/8	3/4	1/16	HSA-050814-MD	
7/16	5/8	1	7/8	3/32	HSA-071016-MD	
5/8	7/8	1-1/4	1-1/8	3/32	HSA-101420-MD	
11/16	7/8	1-1/4	1-1/8	3/32	HSA-111420-MD	

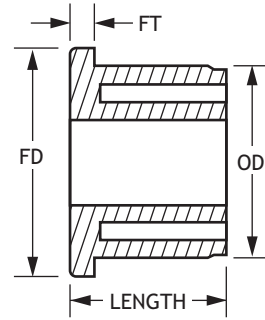


SCN-071111 Shaft Cap

To fit over 7/16" Hex

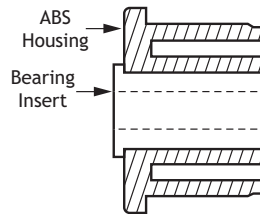
# POBCO ABS Housings with Bearing Inserts

Molded ABS Housing and Bearing Inserts can ship unassembled. Please specify.

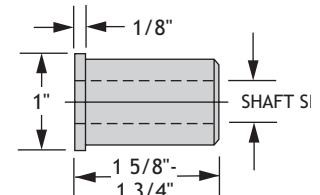


ABS Housing

ABS ROLL END BEARING HOUSING						
PIPE SIZE	PIPE I.D.	OD	LGTH	FT	E	PART NO.
1.900" (1-1/2" Pipe)	Sch. 40 Sch. 80	1.610" 1.500"	1-11/32"	1/8	5/32"	ABS24P40 ABS24P80
2.375" (2" Pipe)	Sch. 40 Sch. 80	2.067" 1.939"	1-11/32"	3/16	5/32"	ABS32P40 ABS32P80
2.875" (2-1/2" Pipe)	Sch. 40 Sch. 80	2.469" 2.323"	1-11/32"	3/16	5/32"	ABS40P40 ABS40P80



ABS Roll End Housing with Thru-Bore Bearing or Blind-Bore Insert



Bearing Insert

THRU-BORE BEARING INSERT NUMBER**				
SHAFT SIZE	POBCO-B (WOOD) LUBE-FILLED	ULTRA-D (UHMW)	PLUS (LUBE-FILLED UHMW)	GRAY LUBE-FILLED
1/4"	TB-04W	TU-04	TP-04	TNS-04
5/16"	TB-05W	TU-05	TP-05	TNS-05
3/8"	TB-06W	TU-06	TP-06	TNS-06
1/2"	TB-08W	TU-08	TP-08	TNS-08
5/8"	TB-10W	TU-10	TP-10	TNS-10
3/4"	TB-12W	TU-12	TP-12	TNS-12

\*\* The above inserts are available for any shaft size up to 3/4" diameter.  
\*\* For Blind-Bore Inserts add BB to end of Thru-Bore Insert Part Number

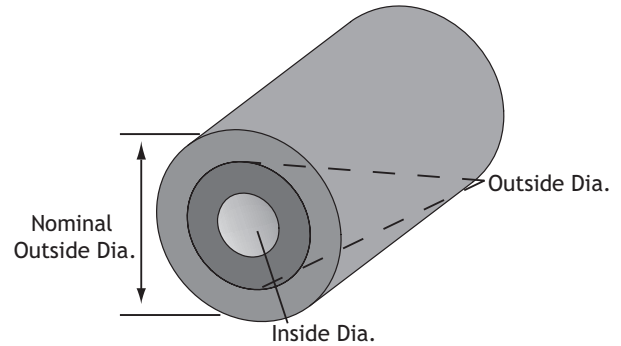


# POBCO Dual Durometer Rollers

## Bonded Urethane

Rollers are offered with a hard 75D (red) antifriction urethane core, with a softer 90A (yellow) outer roller surface. Provided in 12" lengths, these rollers can be cut to length as needed to suit many industrial requirements. They are an economical option for wheels, rollers, casters, spacers, etc. All sizes are provided in 12" lengths.

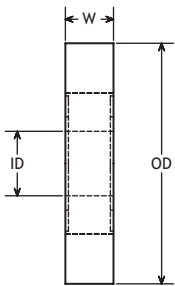
PART NO.	INSIDE DIA. (SHAFT SIZE)	OUTSIDE DIA. (OD OF THE 75D)	NOMINAL OUTSIDE DIA. (OD OF 90A)
ROUR0624	3/8"	1"	1-1/2"
ROUR0824	1/2"	1"	1-1/2"
ROUR0632	3/8"	1-1/2"	2"
ROUR0832	1/2"	1-1/2"	2"
ROUR1032	5/8"	1-1/2"	2"
ROUR1232	3/4"	1-1/2"	2"
ROUR0640	3/8"	1-1/2"	2-1/2"
ROUR0840	1/2"	1-1/2"	2-1/2"
ROUR1040	5/8"	1-1/2"	2-1/2"
ROUR1240	3/4"	1-1/2"	2-1/2"
ROUR0648	3/8"	1-1/2"	3"
ROUR0848	1/2"	1-1/2"	3"
ROUR1048	5/8"	1-1/2"	3"
ROUR1248	3/4"	1-1/2"	3"



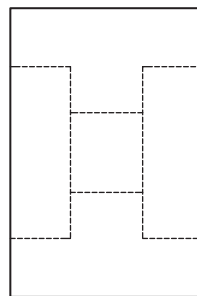
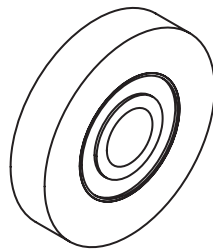
All sizes are provided in 12" lengths. Inner core is Red. Outer core is Yellow. Custom sizes and colors can be made. Please send your specifications for quotation.

# POBCO Urethane Rollers


POBCO offers urethane covered ball bearings in a variety of sizes and configurations. Urethane durometers includes 85, 90, and 95; colors to suit; USDA compliant materials when specified. Bore sizes, diameters and widths to suit your requirements. Please inquire on available durometers.



ONE BEARING STYLE



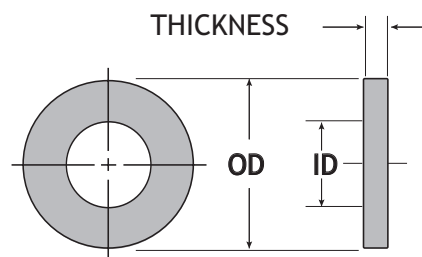
TWO BEARING STYLE



# POBCO Thrust Washers

PART NUMBER	ID	OD	THICKNESS
TW*041002	1/4"	5/8"	1/16"
TW*041004	1/4"	5/8"	1/8"
TW*061202	3/8"	3/4"	1/16"
TW*061204	3/8"	3/4"	1/8"
TW*081602	1/2"	1"	1/16"
TW*081604	1/2"	1"	1/8"
TW*122204	3/4"	1-3/8"	1/8"
TW*122208	3/4"	1-3/8"	1/4"
TW*163204	1"	2"	1/8"
TW*163208	1"	2"	1/4"
TW*244804	1-1/2"	3"	1/8"
TW*244808	1-1/2"	3"	1/4"

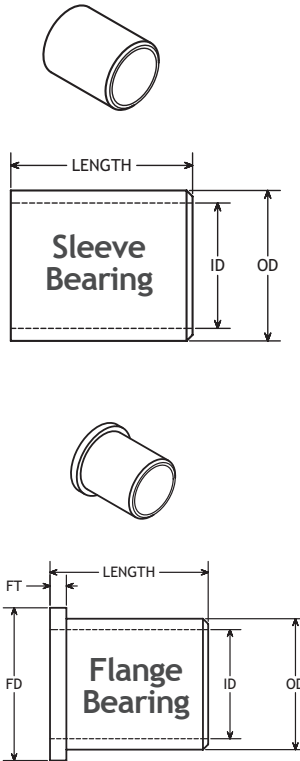
POBCO thrust washers are furnished to customer specifications. Normally, the outside diameter is twice the shaft diameter. Non-cataloged thrust washers, including sizes larger than those listed, are available. Required dimensions are indicated in the drawing. Commonly supplied in UHMW, Nylon, Acetal, and PTFE.



# POBCO Sleeve and Flange Bearings

Materials:	Guidelines:
<ul style="list-style-type: none"> <li>POBCO-B Wood Bearing Material</li> <li>POBCO Ultra-D (UHMWPE)</li> <li>POBCO Plus (food grade fluid lube-filled UHMWPE)</li> <li>POBCO ACETAL</li> </ul>	<p>When possible, the length to inside diameter ratio should be from 1:1 to 3:1. In general, the wall thickness should be approximately 15% of the shaft diameter. The choice of bearing material is also a determining factor in bearing design.</p> <p>Some common sizes listed below. Many other sizes available, please inquire.</p>

PART NUMBER	I.D. INCHES	O.D. INCHES	LENGTH INCHES
SL *0406008	1/4	3/8	1/2
SL *0608008	3/8	1/2	1/2
SL *0610008	3/8	5/8	1/2
SL *0810010	1/2	5/8	5/8
SL *0810012	1/2	5/8	3/4
SL *0810016	1/2	5/8	1
SL *0812014	1/2	3/4	7/8
SL *0812016	1/2	3/4	1
SL *0812024	1/2	3/4	1-1/2
SL *1012012	5/8	3/4	3/4
SL *1014014	5/8	7/8	7/8
SL *1216016	3/4	1	1
SL *1216024	3/4	1	1-1/2
SL *1218028	3/4	1-1/8	1-3/4
SL *1416012	7/8	1	3/4
SL *1416014	7/8	1	7/8
SL *1620012	1	1-1/4	3/4
SL *1620016	1	1-1/4	1
SL *1620024	1	1-1/4	1-1/2
SL *2024024	1-1/4	1-1/2	1-1/2



PART NUMBER	I.D. INCHES	O.D. INCHES	LENGTH INCHES
FL*0406008	1/4	3/8	1/2
FL*0608008	3/8	1/2	1/2
FL*0610010	3/8	5/8	5/8
FL*0610020	3/8	5/8	1-1/4
FL*0810010	1/2	5/8	5/8
FL*0810016	1/2	5/8	1
FL*0812012	1/2	3/4	3/4
FL*0812016	1/2	3/4	1
FL*1012012	5/8	3/4	3/4
FL*1014016	5/8	7/8	1
FL*1016020	5/8	1	1-1/4
FL*1416016	7/8	1	1
FL*1418018	7/8	1-1/8	1-1/8
FL*1214020	3/4	7/8	1-1/4
FL*1216012	3/4	1	3/4
FL*1216016	3/4	1	1
FL*1216020	3/4	1	1-1/4
FL*1620016	1	1-1/4	1
FL*1620024	1	1-1/4	1-1/2
FL*2024024	1-1/4	1-1/2	1-1/2

Flange Diameters and Flange Thicknesses will vary. Contact the Sales Department for Details.

Hi Temp Ultra-D for 275° F					FOR FLANGE ONLY	
SLEEVE PART NUMBER	FLANGE PART NUMBER	ID INCHES	OD INCHES	LENGTH INCHES	FLANGE DIA.	FLANGE THICKNESS
SLUH0406008	FLUH0406008	1/4"	3/8"	1/2"	1/2"	3/32"
SLUH0610008	FLUH0610008	3/8"	5/8"	1/2"	7/8"	1/8"
SLUH0812016	FLUH0812016	1/2"	3/4"	1"	1"	1/8"
SLUH1014016	FLUH1014016	5/8"	7/8"	1"	1"	1/8"
SLUH1216016	FLUH1216016	3/4"	1"	1"	1-1/4"	1/8"
SLUH1620024	FLUH1620024	1"	1-1/4"	1-1/2"	1-1/2"	1/8"
SLUH2024032	FLUH2024032	1-1/4"	1-1/2"	2"	1-3/4"	1/8"
SLUH2428032	FLUH2428032	1-1/2"	1-3/4"	2"	2"	1/8"

Blue Acetal					FOR FLANGE ONLY	
SLEEVE PART NUMBER	FLANGE PART NUMBER	ID INCHES	OD INCHES	LENGTH INCHES	FLANGE DIA.	FLANGE THICKNESS
SLD0406008B	FLD0406008B	1/4"	3/8"	1/2"	1/2"	3/32"
SLD0610008B	FLD0610008B	3/8"	5/8"	1/2"	7/8"	1/8"
SLD0812016B	FLD0812016B	1/2"	3/4"	1"	1"	1/8"
SLD1014016B	FLD1014016B	5/8"	7/8"	1"	1"	1/8"
SLD1216016B	FLD1216016B	3/4"	1"	1"	1-1/4"	1/8"
SLD1620024B	FLD1620024B	1"	1-1/4"	1-1/2"	1-1/2"	1/8"
SLD2024032B	FLD2024032B	1-1/4"	1-1/2"	2"	1-3/4"	1/8"
SLD2428032B	FLD2428032B	1-1/2"	1-3/4"	2"	2"	1/8"

Hi Temp POBLON for 500° F					FOR FLANGE ONLY	
SLEEVE PART NUMBER	FLANGE PART NUMBER	ID INCHES	OD INCHES	LENGTH INCHES	FLANGE DIA.	FLANGE THICKNESS
SLTM0406008	FLTM0406008	1/4"	3/8"	1/2"	1/2"	3/32"
SLTM0610008	FLTM0610008	3/8"	5/8"	1/2"	7/8"	1/8"
SLTM0812016	FLTM0812016	1/2"	3/4"	1"	1"	1/8"
SLTM1014016	FLTM1014016	5/8"	7/8"	1"	1"	1/8"
SLTM1216016	FLTM1216016	3/4"	1"	1"	1-1/4"	1/8"
SLTM1620024	FLTM1620024	1"	1-1/4"	1-1/2"	1-1/2"	1/8"
SLTM2024032	FLTM2024032	1-1/4"	1-1/2"	2"	1-3/4"	1/8"
SLTM2428032	FLTM2428032	1-1/2"	1-3/4"	2"	2"	1/8"

Metal Detectable Blue UHMW*					FOR FLANGE ONLY	
SLEEVE PART NUMBER	FLANGE PART NUMBER	ID INCHES	OD INCHES	LENGTH INCHES	FLANGE DIA.	FLANGE THICKNESS
SLUDM0406008	FLUDM0406008	1/4"	3/8"	1/2"	1/2"	3/32"
SLUDM0610008	FLUDM0610008	3/8"	5/8"	1/2"	7/8"	1/8"
SLUDM0812016	FLUDM0812016	1/2"	3/4"	1"	1"	1/8"
SLUDM1014016	FLUDM1014016	5/8"	7/8"	1"	1"	1/8"
SLUDM1216016	FLUDM1216016	3/4"	1"	1"	1-1/4"	1/8"
SLUDM1620024	FLUDM1620024	1"	1-1/4"	1-1/2"	1-1/2"	1/8"
SLUDM2024032	FLUDM2024032	1-1/4"	1-1/2"	2"	1-3/4"	1/8"
SLUDM2428032	FLUDM2428032	1-1/2"	1-3/4"	2"	2"	1/8"

FOR POBCO POBLON, REFER TO THE COMPARABLE MATERIAL RULON 641

\*It is the responsibility of the user to test and approve the metal detection of this product due to variations in metal detection systems and required sensitivity settings.

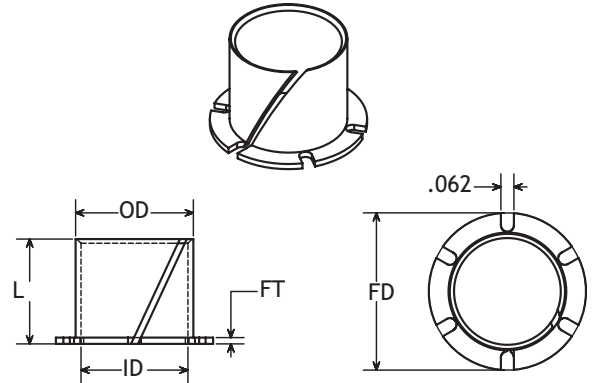


# POBCO Light Duty Molded Nylon MD Slit Flange Bearings


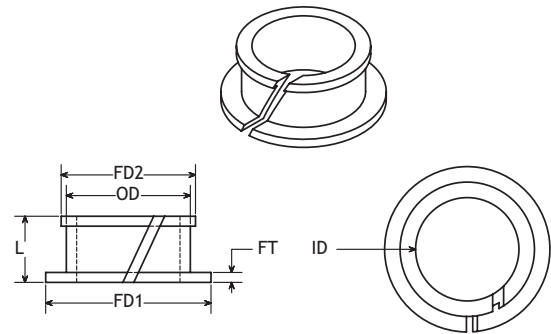
These low cost, thin wall, slit flange bearings provide good wear resistance and smooth maintenance free operation. These bearings are suitable for both rotational and linear movements. Operating temperature ranges from -40 degrees F to 176 degrees F maximum long term. Thin wall construction prevents excessive heat build up that could cause bearing failure. Thermal and moisture expansion is non-damaging because of the slit design. Typical industries include appliance and office equipment manufacturing, automotive manufacturing, marine manufacturing and any metal on metal or shaft support application where space is minimal.

ID allows for clearance of that shaft size when installed. OD is housing bore. Common sizes listed below. Please inquire about other sizes and materials.

Pobco Slit Flange Bearings					
PART NUMBER	ID INCHES	OD INCHES	LENGTH INCHES	FLANGE DIA.	FLANGE THICKNESS
SLITMD0303	3/16"	0.2339	3/16"	5/16"	0.0252
SLITMD0404	1/4"	0.2965	1/4"	13/32"	0.0252
SLITMD0505	5/16"	0.3744	5/16"	1/2"	0.0299
SLITMD0606	3/8"	0.437	3/8"	19/32"	0.0299
SLITMD0707	7/16"	0.4996	7/16"	21/32"	0.0299
SLITMD0808	1/2"	0.5618	1/2"	3/4"	0.0299
SLITMD1010	5/8"	0.687	5/8"	15/16"	0.0299
SLITMD1212	3/4"	0.8118	3/4"	1-1/8"	0.0299
SLITMD1414	7/8"	0.937	7/8"	1-5/16"	0.0299
SLITMD1614	1"	1.0933	7/8"	1-1/2"	0.0449



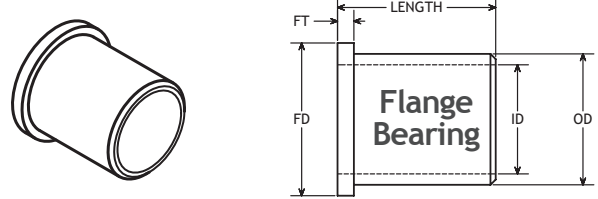
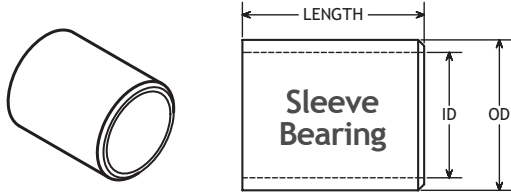
Pobco Slit Double Flange Bearings							
PART NUMBER	ID INCHES	OD INCHES	LENGTH INCHES	FLANGE 1 DIA.	FLANGE 2 DIA.	FLANGE 1&2 THICKNESS	METAL THICKNESS RANGE
SLITMD0301DF	3/16"	0.2343	0.138	5/16"	1/4"	0.03	.040/.075
SLITMD0302DF	3/16"	0.2343	0.200	5/16"	1/4"	0.03	.072/.135
SLITMD0401DF	1/4"	0.3125	0.138	7/16"	11/32"	0.03	.040/.075
SLITMD0402DF	1/4"	0.3125	0.200	7/16"	11/32"	0.03	.072/.135
SLITMD0501DF	5/16"	0.3750	0.138	1/2"	13/32"	0.03	.040/.075
SLITMD0502DF	5/16"	0.3750	0.200	1/2"	13/32"	0.03	.072/.135
SLITMD0601DF	3/8"	0.4375	0.138	9/16"	15/32"	0.03	.040/.075
SLITMD0602DF	3/8"	0.4375	0.200	9/16"	15/32"	0.03	.072/.135
SLITMD0701DF	7/16"	0.500	0.138	5/8"	17/32"	0.03	.040/.075
SLITMD0702DF	7/16"	0.500	0.200	5/8"	17/32"	0.03	.072/.135
SLITMD0801DF	1/2"	0.5625	0.138	11/16"	19/32"	0.03	.040/.075
SLITMD0802DF	1/2"	0.5625	0.200	11/16"	19/32"	0.03	.072/.135
SLITMD1001DF	5/8"	0.6875	0.138	7/8"	23/32"	0.03	.040/.075
SLITMD1002DF	5/8"	0.6875	0.200	7/8"	23/32"	0.03	.072/.135
SLITMD1201DF	3/4"	0.8125	0.138	1"	27/32"	0.03	.040/.075
SLITMD1202DF	3/4"	0.8125	0.200	1"	27/32"	0.03	.072/.135



# POBCO Molded Nylon-MD Sleeve and Flange Bearings

Nylon-MD (Nylatron-GS) is a molybdenum disulfide filled nylon for advanced lubrication. Nylon-MD is hard, strong and withstands temperature up to 220°F as well as providing excellent chemical resistance.

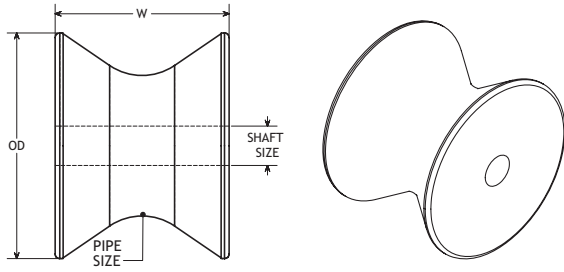
Common sizes listed below. Please inquire about other sizes and materials. ID allows for clearance on the shaft, OD allows for oversize to properly press fit.



POBCO Sleeve Bearings			
PART NUMBER	ID INCHES	OD INCHES	LENGTH INCHES
SLMD0204004	1/8"	1/4"	1/4"
SLMD0204006	1/8"	1/4"	3/8"
SLMD0305004	3/16"	5/16"	1/4"
SLMD0305006	3/16"	5/16"	3/8"
SLMD0305008	3/16"	5/16"	1/2"
SLMD0406004	1/4"	3/8"	1/4"
SLMD0406006	1/4"	3/8"	3/8"
SLMD0406008	1/4"	3/8"	1/2"
SLMD0507006	5/16"	7/16"	3/8"
SLMD0507008	5/16"	7/16"	1/2"
SLMD0507010	5/16"	7/16"	5/8"
SLMD0608006	3/8"	1/2"	3/8"
SLMD0608008	3/8"	1/2"	1/2"
SLMD0608010	3/8"	1/2"	5/8"
SLMD0608012	3/8"	1/2"	3/4"
SLMD0810006	1/2"	5/8"	3/8"
SLMD0810008	1/2"	5/8"	1/2"
SLMD0810010	1/2"	5/8"	5/8"
SLMD0810012	1/2"	5/8"	3/4"
SLMD0810016	1/2"	5/8"	1"
SLMD1012010	5/8"	3/4"	5/8"
SLMD1012016	5/8"	3/4"	1"
SLMD1216008	3/4"	1"	1/2"
SLMD1216012	3/4"	1"	3/4"
SLMD1216016	3/4"	1"	1"
SLMD1216024	3/4"	1"	1-1/2"
SLMD1620012	1"	1-1/4"	3/4"
SLMD1620016	1"	1-1/4"	1"
SLMD1620024	1"	1-1/4"	1-1/2"
SLMD2024016	1-1/4"	1-1/2"	1"
SLMD2024024	1-1/4"	1-1/2"	1-1/2"
SLMD2428024	1-1/2"	1-3/4"	1-1/2"
SLMD2832016	1-3/4"	2"	1"

POBCO Flange Bearings					
PART NUMBER	ID INCHES	OD INCHES	LENGTH INCHES	FLANGE DIA	FLANGE THICKNESS
FLMD0305004	3/16"	5/16"	1/4"	3/8"	3/64"
FLMD0305008	3/16"	5/16"	1/2"	3/8"	3/64"
FLMD0406006	1/4"	3/8"	3/8"	9/16"	3/64"
FLMD0406008	1/4"	3/8"	1/2"	9/16"	3/64"
FLMD0507006	5/16"	7/16"	3/8"	9/16"	1/16"
FLMD0507008	5/16"	7/16"	1/2"	9/16"	1/16"
FLMD0608006	3/8"	1/2"	3/8"	5/8"	1/16"
FLMD0608008	3/8"	1/2"	1/2"	5/8"	1/16"
FLMD0608010	3/8"	1/2"	5/8"	5/8"	1/16"
FLMD0608012	3/8"	1/2"	3/4"	5/8"	1/16"
FLMD0608016	3/8"	1/2"	1"	5/8"	1/16"
FLMD0810004	1/2"	5/8"	1/4"	5/8"	1/16"
FLMD0810006	1/2"	5/8"	3/8"	7/8"	1/16"
FLMD0810008	1/2"	5/8"	1/2"	7/8"	1/16"
FLMD0810010	1/2"	5/8"	5/8"	7/8"	1/16"
FLMD0810012	1/2"	5/8"	3/4"	7/8"	1/16"
FLMD0810016	1/2"	5/8"	1"	7/8"	1/16"
FLMD1012016	5/8"	3/4"	1"	1"	1/16"
FLMD1012024	5/8"	3/4"	1-1/2"	1"	1/16"
FLMD1216008	3/4"	1"	1/2"	1-1/4"	5/32"
FLMD1216012	3/4"	1"	3/4"	1-1/4"	5/32"
FLMD1216016	3/4"	1"	1"	1-1/4"	5/32"
FLMD1216024	3/4"	1"	1-1/2"	1-1/4"	5/32"
FLMD1416012	7/8"	1"	3/4"	1-1/4"	1/16"
FLMD1416016	7/8"	1"	1"	1-1/4"	1/16"
FLMD1620012	1"	1-1/4"	3/4"	1-1/2"	3/16"
FLMD1620016	1"	1-1/4"	1"	1-1/2"	3/16"
FLMD1620024	1"	1-1/4"	1-1/2"	1-1/2"	3/16"
FLMD2024012	1-1/4"	1-1/2"	3/4"	1-3/4"	13/64"
FLMD2024016	1-1/4"	1-1/2"	1"	1-3/4"	13/64"
FLMD2024024	1-1/4"	1-1/2"	1-1/2"	1-3/4"	13/64"
FLMD2428016	1-1/2"	1-3/4"	1"	2"	1/8"
FLMD2428024	1-1/2"	1-3/4"	1-1/2"	2-1/4"	1/8"

# POBCO Pipe Rollers



- Rollers & Pulleys can be modified for Ball Bearings
- Other Sizes Available
- \*Please specify Roller Material (Delrin suitable for Heavy Loads)

PART #'S FOR 1" PIPE (1.315" O.D.)	PART #'S FOR 1-1/2" PIPE (1.900" O.D.)	PART #'S FOR 2" PIPE (2.375" O.D.)	PART #'S FOR 2-1/2" PIPE (2.875" O.D.)
PR*322608 (2" O.D.) PR*402608 (2-1/2" O.D.) PR*482608 (3" O.D.) W=1-5/8"	PR*403608 (2-1/2" O.D.) PR*443608 (2-3/4" O.D.) PR*483608 (3" O.D.) W=2-1/4"	PR*484408 (3" O.D.) PR*564408 (3-1/2" O.D.) PR*604408 (3-3/4" O.D.) W=2-3/4"	PR*565208 (3-1/2" O.D.) PR*605208 (3-3/4" O.D.) PR*645208 (4" O.D.) W=3-1/4"

# POBCO Pulleys - Spool Style

One and Two-Piece Construction  
 Molded Delrin (Acetal)  
 Used on line shaft conveyors and other belt/idler/rope pulley applications.



1.0 Clip    VBD1632020BL    VBD1632020BLTPS    VBD1632020BKW    VBD2342028BL    VBD284223BTPS    VBD1642028BL  
 VBD1642028TPS

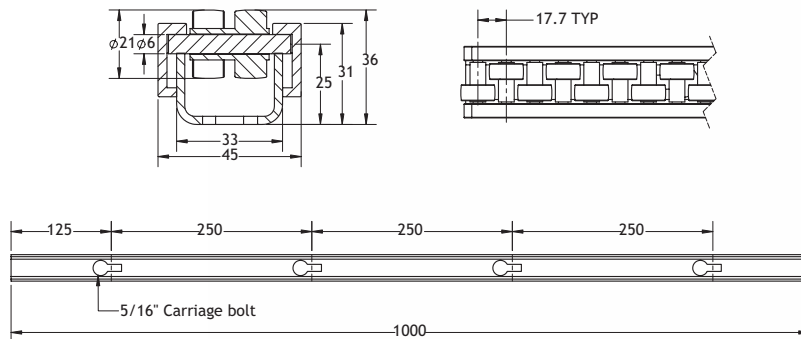
PART NUMBER	STYLE	COLOR	SHAFT	FLANGE OD	CENTER OD	LENGTH
VBD1632020BL	One Piece	Blue	1"	2"	1.196"	1-1/4"
VBD1632020BLTPS	Two Piece	White	1"	2"	1.196"	1-1/4"
VBD1632020BKW	One Piece	Black	1" w/key	1.87"	1.20"	1-1/4"
VBD2342028BL	One Piece	Blue	1-7/16"	2-5/8"	1.690"	1-3/4"
VBD284223BTPS	Two Piece	Black	1-7/16"	2-9/16"	1.678" Dia. w/.895 wide flat	1-3/4"
VBD1642028TPS	Two Piece	White	1"	2-5/8"	1.690"	1-3/4"
VBD1642028BL	One Piece	Blue	1"	2-5/8"	1.690"	1-3/4"

# POBCO Roller Combiner Guides

POBCO Roller Guides provide low-friction guiding surface for ease in eliminating conveyed product jumps. The guiding surface is enhanced by rows of flanged rollers making contact with conveyed products. Dimensions are metric. Constructed of Stainless back plate and Stainless pins. Rollers are natural color acetal plastic. Available lengths are 1000mm, 2000mm, 3000mm.

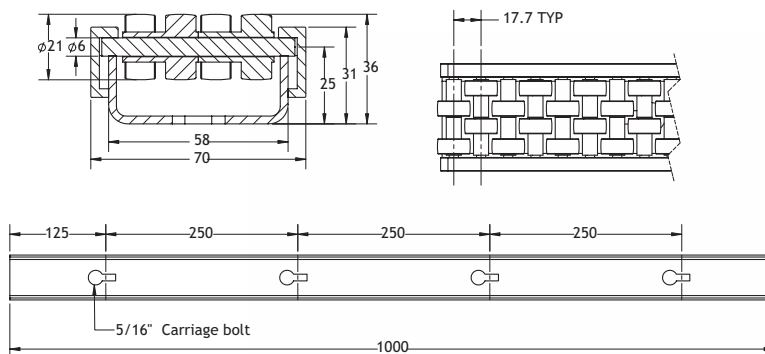
## 45MM WIDE GUIDES

- PRG45MML1000MM
- PRG45MML2000MM
- PRG45MML3000MM



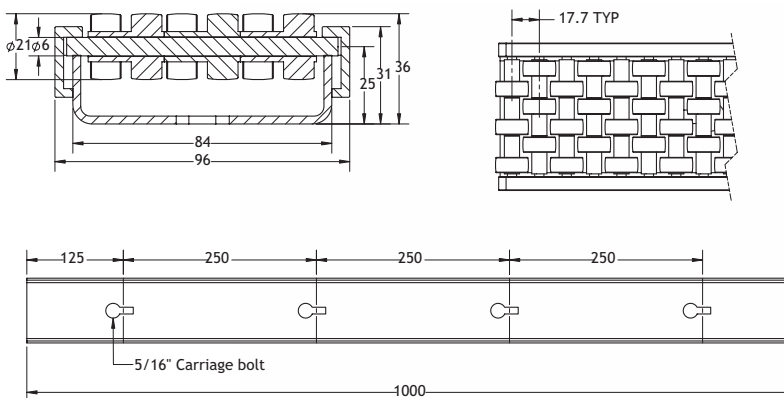
## 70MM WIDE GUIDES

- PRG70MML1000MM
- PRG70MML2000MM
- PRG70MML3000MM



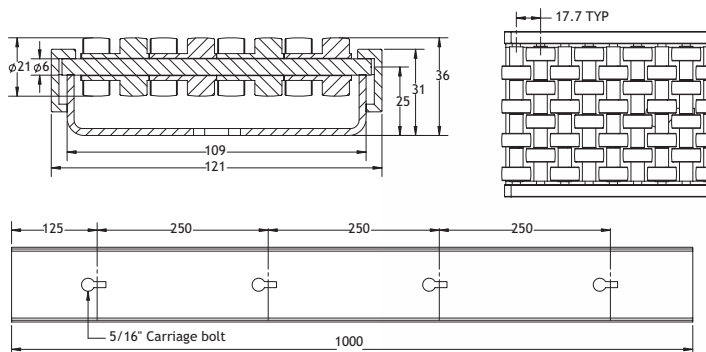
## 96MM WIDE GUIDES

- PRG96MML1000MM
- PRG96MML2000MM
- PRG96MML3000MM



## 120MM WIDE GUIDES

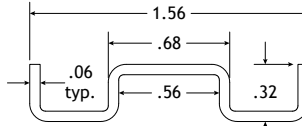
- PRG120MML1000MM
- PRG120MML2000MM
- PRG120MML3000MM



# POBCO Flexible Roller Combiner

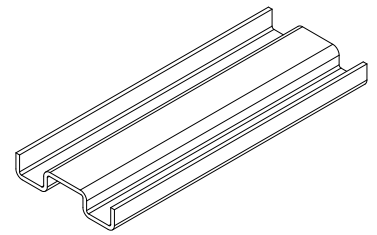
## Materials:

- Black Acetal Plate
- Gray Acetal Rollers
- 375mm Lengths Assembled



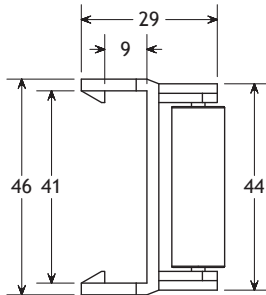
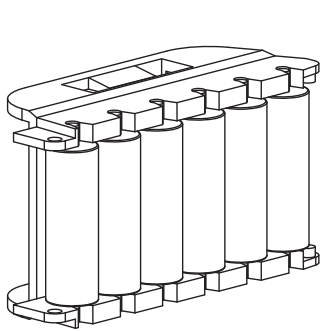
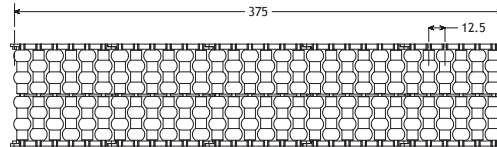
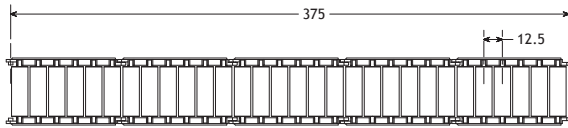
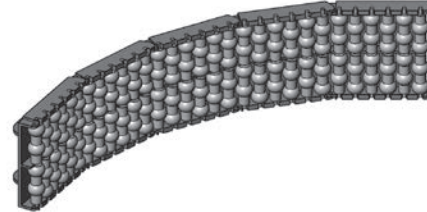
#PP33083089

S.S. Rail for Flexible Roller Combiners

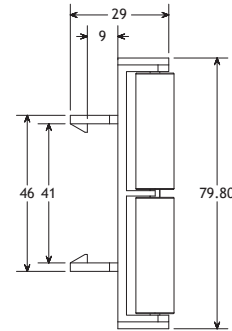
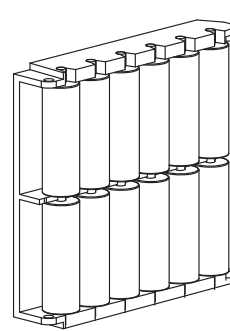


## Single Face

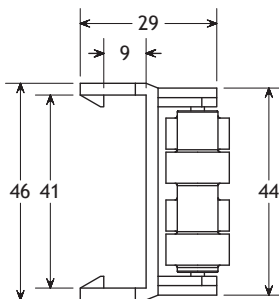
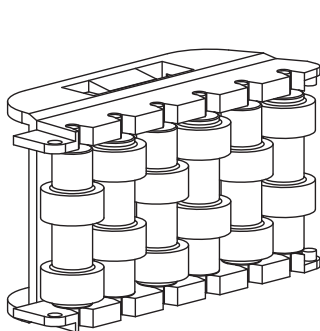
## Double Face



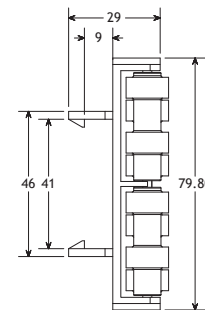
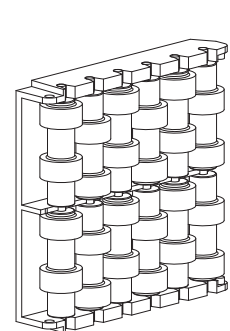
PP33983319



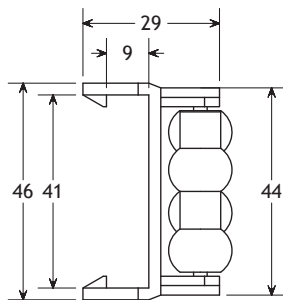
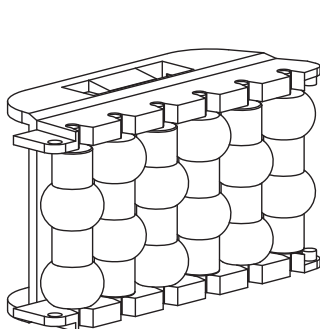
PP42284817



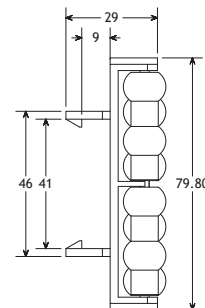
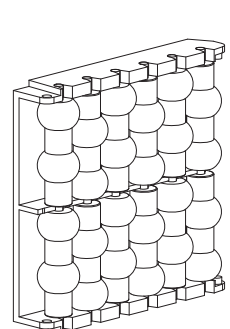
PP34483372



PP42184816



PP34583380



PP42384818

pobco@pobcoplastics.com


FAX: 508.791.3247

T: 508.791.6376

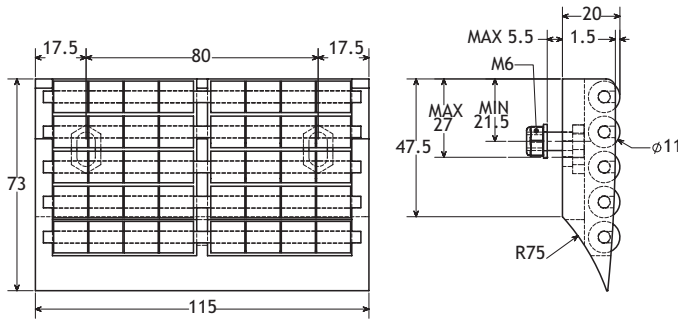
# POBCO Modular Transfer Plates with Rollers

## Materials and Information:

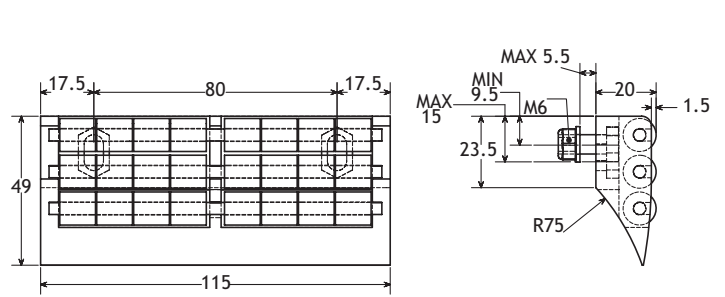
- Grey Acetal Plate
- Grey Acetal Rollers
- 304 Stainless Hardware
- Easy to Assemble
- Mounting Bolts Included
- Low Friction, Minimal Noise, Easy to Clean
- Replacement Rollers #PP84131



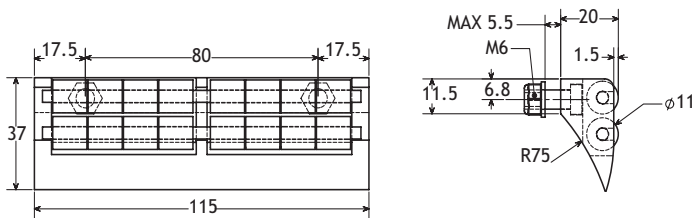
## Offered in 6 Sizes



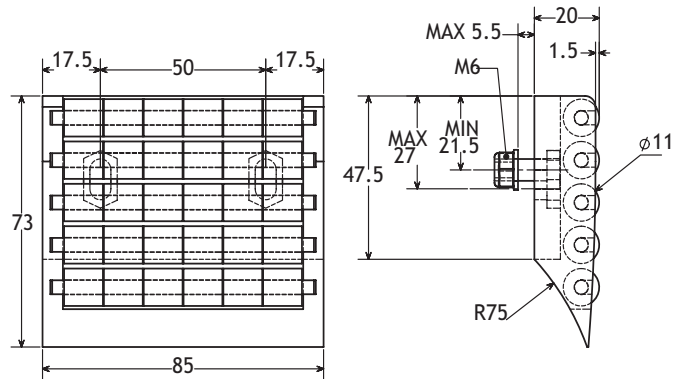
MTP257



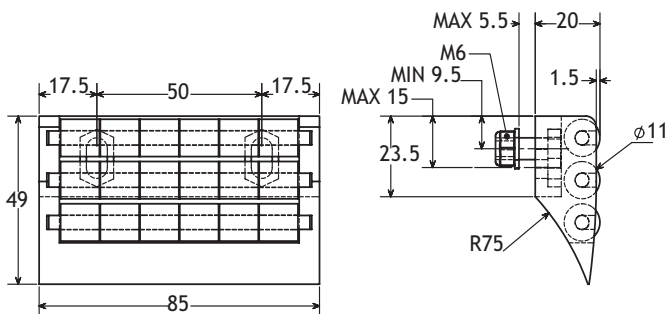
MTP258



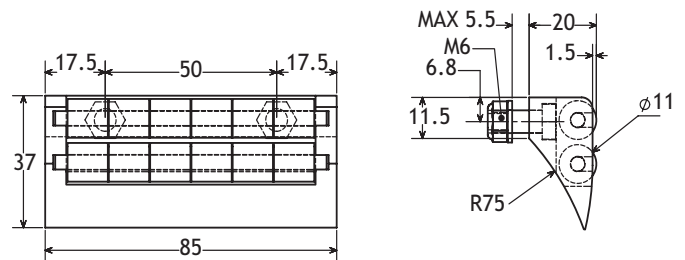
MTP259



MTP260



MTP261



MTP262



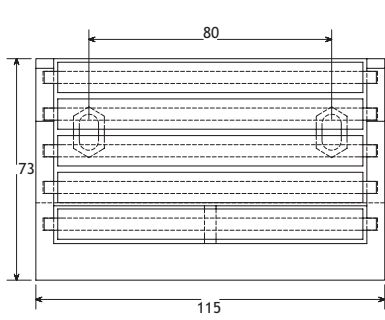
# POBCO Modular Transfer Plates with Stainless Rollers

## Materials and Information:

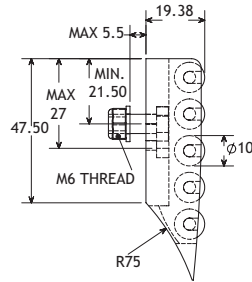
- Grey Acetal Plate
- Rollers 304 Stainless
- 304 Stainless Hardware
- Easy to Assemble
- Mounting Bolts Included
- Low Friction, Minimal Noise, Easy to Clean



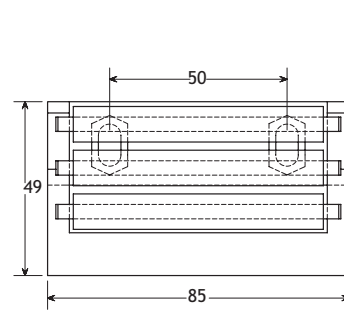
Offered in 6 Sizes (dimensions in mm)



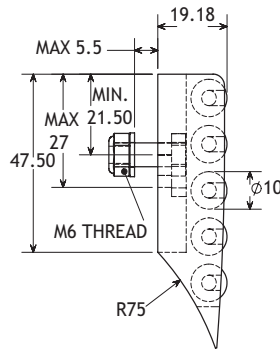
MTP257RSS



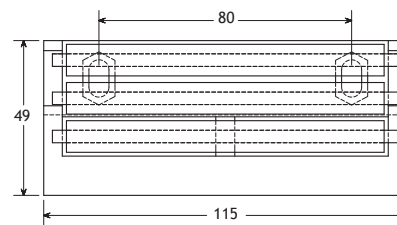
MTP261RSS



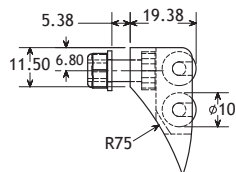
MTP260RSS



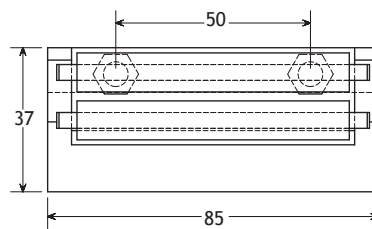
MTP258RSS



MTP259RSS



MTP262RSS



pobco@pobcoplastics.com

FAX: 508.791.3247

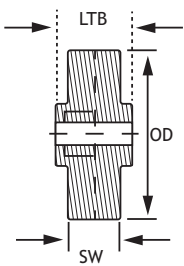
T: 508.791.6376

# POBCO Skate Wheels

POBCO offers a variety of skate wheel styles and materials. Brief descriptions are listed. For more details, please contact the POBCO sales department. Colors vary - please inquire.



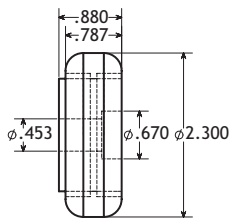
PART NO.	STYLE	OD	BORE	LENGTH THRU BORE (LTB)	SURFACE WIDTH (SW)	DESCRIPTION	LOAD CAP.
SWDRSS1/4	G	1.910	1/4	0.814	0.617	Acetal, double row stainless balls	75
SWDRCS1/4	G	1.910	1/4	0.818	0.617	Acetal, double row carbon steel balls	75
SWDRSS5/16	G	1.910	5/16	0.814	0.612	Acetal, double row stainless balls	75
SWDRCS5/16	G	1.910	5/16	0.814	0.612	Acetal, double row carbon steel balls	75
SWSRSS1/4SW	A	1.925	1/4	0.923	0.610	Acetal, single row stainless balls	55
SW652ED	A	1.920	1/4	0.918	0.630	Acetal, single row stainless balls	55
SWSRSS5/16	A	1.925	5/16	0.927	0.630	Acetal, single row stainless balls	55
SWSRCS5/16	A	1.925	5/16	0.927	0.630	Acetal, single row carbon steel balls	55
SWHDPECS1/4	B	1.925	1/4	0.810	0.615	HDPE, steel sleeve ball bearing	100
SWHDPECS5/16	B	1.925	5/16	0.810	0.615	HDPE, steel sleeve ball bearing	100
SWHSPCS3/8	B	2.812	3/8	1.437	1.125	High strength plastic, dual steel bearings	300
SWABS1/4	C	1.630	1/4	0.885	0.820	Light duty all plastic - Molded ABS	25
SWURECS5/16	D	2.250	5/16	0.873	0.562	75A urethane covered steel ball bearing	80
SWUREW/BOLT	E	1.500	0.370	0.940	0.750	85A orange urethane with hardware	10



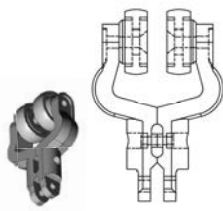
# POBCO Delrin Over-Head Conveyor Wheels & Cam Track Rollers

For Food Processing/Poultry/Garment Industries and Others (With 420 Stainless Steel Balls)

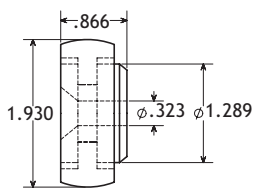
These wheels & yokes are used by major OEM systems such as Meyn, Linco, Systemate, X348, Johnson and others. These caged wheels offer performance improvements such as corrosion resistance, low friction, and quiet operation. They can be washed down, require no lubrication, and are Food Approved.



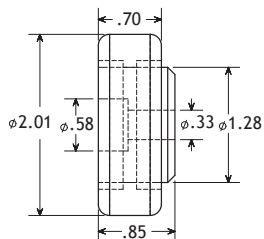
OVDDR073714SS (X348 Systems)



OVDDR1.90YOKE (MEYN)

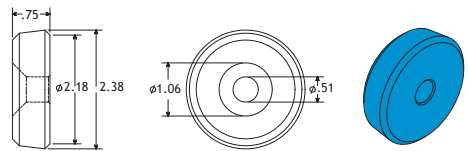


OVDDR053114SS (MEYN)

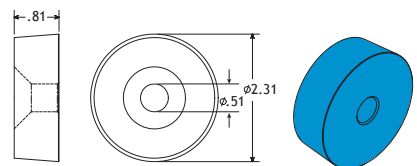


OVDDR0653214SS (STORK)

## Machined Blue UHMW Wheels



OVUBLUE.75

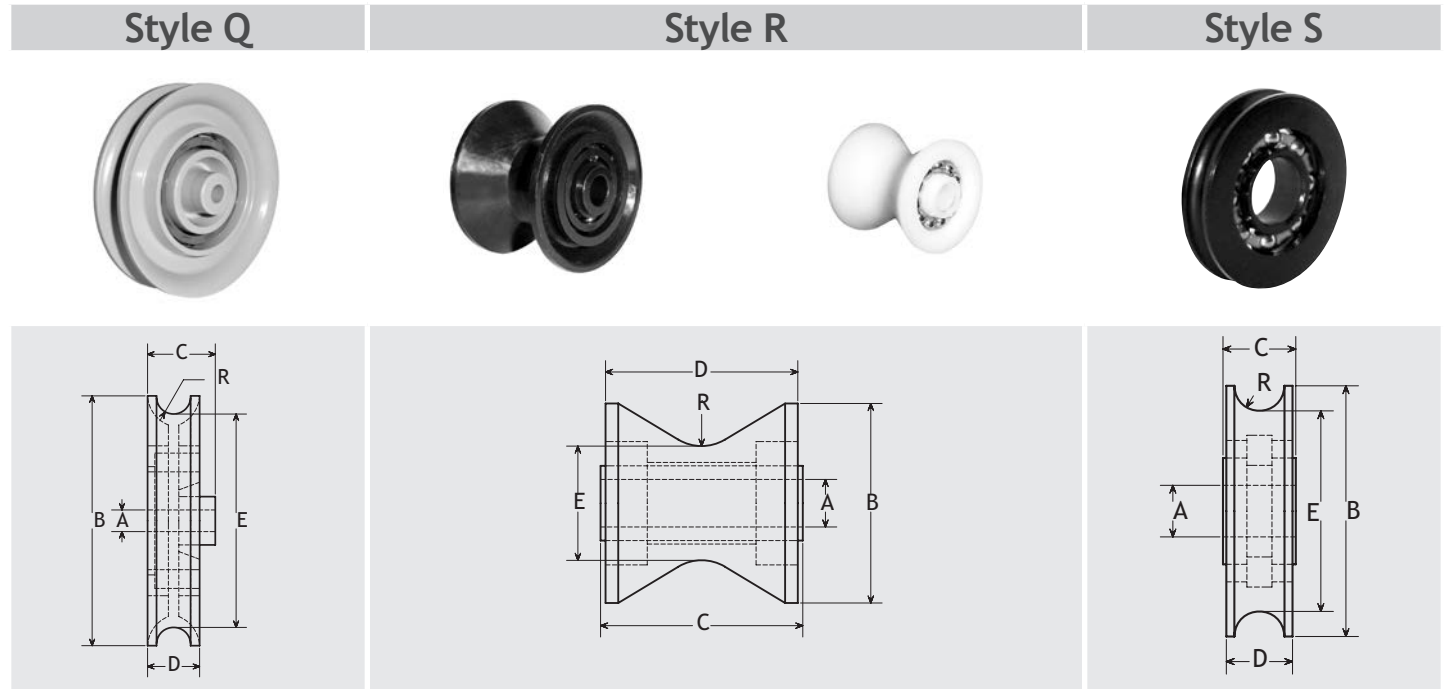


OVUBLUE.81



# POBCO Plastic Ball Bearing Pulleys

Advantages	Applications
<ul style="list-style-type: none"> <li>Gravity, low friction, quiet</li> <li>No lubrication required</li> <li>Corrosion resistant, no maintenance</li> </ul>	<ul style="list-style-type: none"> <li>Rope and cable guides, overhead conveyors, and exercise equipment</li> </ul>

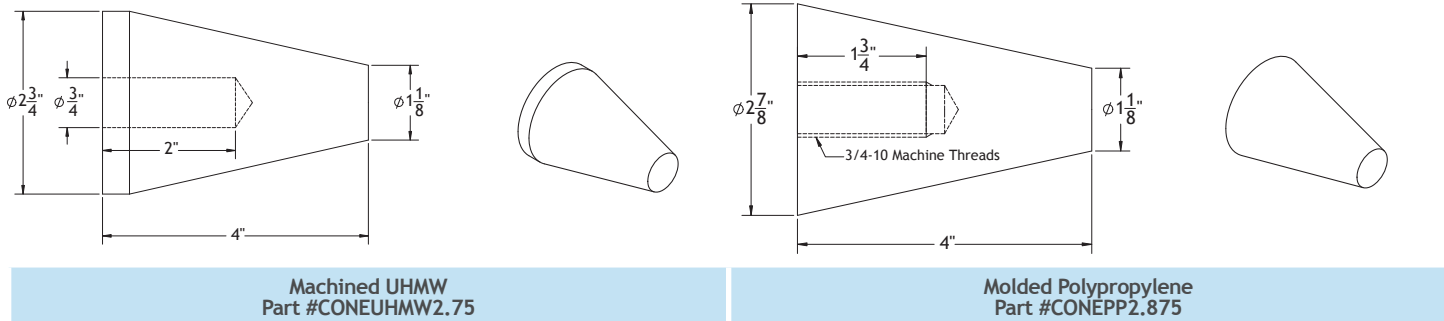


## Acetal Gravity Pulleys with Acetal Races and Carbon or 420 Stainless Steel Balls

PART NUMBER	STYLE #	A	B	C	D	E	R	TO SUIT	STATIC LOAD	MAX RPM	W/NO LOAD	COLOR
		(ID)	(OD)	BORE WIDTH	PULLEY WIDTH	ROOT DIA.	(RADIUS)					
1/8C140603DSS	S	.187"	.875"	.375"	.300"	.720"	1/16"	1/8" cable	30	200	200	Black
PRD181804CS	R	.250"	1.125"	1.125"	1.062"	.625"	.420"	.840" dia pipe	33	200	200	Natural
1/4C200604DSS	S	.250"	1.25"	.364"	.340"	1.000"	1/8"	1/4" cable	33	200	200	Natural
1/4C280704DCS	S	.250"	1.75"	.437"	.375"	1.125"	1/8"	1/4" cable	55	200	200	Natural
3/16C290610DSS	S	.625"	1.812"	.375"	.375"	1.610"	3/32"	3/16" cable	40	1000	1000	Black
1C322105CS	R	.312"	2.00"	1.30"	1.187"	1.437"	1/2"	1" cable	80	1000	1000	Natural
IBD362806CS	R	.375"	2.25"	1.75"	1.625"	1.250"	.32" Flat	various	80	1000	1000	Black
3/8C481004DSS	Q	.250"	3.00"	13/16"	5/8"	2-9/16"	3/16"	3/8" cable	55	1000	1000	Gray

SS = 420 Stainless Balls CS = Carbon

## POBCO Poultry Deboner Cones



Machined UHMW  
Part #CONEUHMW2.75

Molded Polypropylene  
Part #CONEPP2.875

# POBCO ULTRA-D All Plastic Pulleys

Machined solid plastic (UHMW) pulleys for round belts, V-belts, and flat belts are available in the following sizes. Custom sizes to your specifications. Standard bore listed below, other bores available, please specify. Hubs with keyway and set screw are available, please inquire. POBCO can also press fit any style ball bearing unit (supplied by customer) to allow pulley to function as an idler.

## For Cable, Round Belt or Rope

PART NUMBER	BELT DIA.	(OD)	WIDTH	BORE
1/4C240804	1/4"	1-1/2"	1/2"	1/4"
1/4C320804	1/4"	2"	1/2"	1/4"
1/4C400804	1/4"	2-1/2"	1/2"	1/4"
1/4C480808	1/4"	3"	1/2"	1/2"
1/4C560808	1/4"	3-1/2"	1/2"	1/2"
1/4C640808	1/4"	4"	1/2"	1/2"
1/4C720808	1/4"	4-1/2"	1/2"	1/2"
1/4C800808	1/4"	5"	1/2"	1/2"
3/8C321004	3/8"	2"	5/8"	1/4"
3/8C401004	3/8"	2-1/2"	5/8"	1/4"
3/8C481004	3/8"	3"	5/8"	1/4"
3/8C561008	3/8"	3-1/2"	5/8"	1/2"
3/8C641008	3/8"	4"	5/8"	1/2"
3/8C721008	3/8"	4-1/2"	5/8"	1/2"
3/8C801008	3/8"	5"	5/8"	1/2"
3/8C881008	3/8"	5-1/2"	5/8"	1/2"
3/8C961008	3/8"	6"	5/8"	1/2"
3/8C1041008	3/8"	6-1/2"	5/8"	1/2"
1/2C481008	1/2"	3"	5/8"	1/2"
1/2C481204	1/2"	3"	3/4"	1/4"
1/2C561208	1/2"	3-1/2"	3/4"	1/2"
1/2C641208	1/2"	4"	3/4"	1/2"
1/2C721208	1/2"	4-1/2"	3/4"	1/2"
1/2C801208	1/2"	5"	3/4"	1/2"
1/2C881208	1/2"	5-1/2"	3/4"	1/2"
1/2C961208	1/2"	6"	3/4"	1/2"
1/2C1041208	1/2"	6-1/2"	3/4"	1/2"
1/2C1211208	1/2"	7"	3/4"	1/2"
1/2C1281208	1/2"	8"	3/4"	1/2"
1/2C1601208	1/2"	10"	3/4"	1/2"

## For A Section V-Belts

PART NUMBER	(OD)	WIDTH	BORE
AVBU281204	1-3/4"	3/4"	1/4"
AVBU331204S	2.05"	3/4"	1/4"
AVBU341204S	2.15"	3/4"	1/4"
AVBU361204	2-1/4"	3/4"	1/4"
AVBU401204S	2.55"	3/4"	1/4"
AVBU421204S	2.65"	3/4"	1/4"
AVBU441204	2-3/4"	3/4"	1/4"
AVBU461204S	2.85"	3/4"	1/4"
AVBU491204S	3.05"	3/4"	1/4"
AVBU521204S	3-1/4"	3/4"	1/4"
AVBU551208S	3.45"	3/4"	1/2"
AVBU621208S	3.85"	3/4"	1/2"
AVBU651208S	4.05"	3/4"	1/2"
AVBU681208	4-1/4"	3/4"	1/2"
AVBU711208S	4.45"	3/4"	1/2"
AVBU781208S	4.85"	3/4"	1/2"
AVBU811208S	5.05"	3/4"	1/2"
AVBU841208	5-1/4"	3/4"	1/2"
AVBU871208S	5.45"	3/4"	1/2"
AVBU941208S	5.85"	3/4"	1/2"
AVBU971208S	6.05"	3/4"	1/2"
AVBU1061208S	6.65"	3/4"	1/2"
AVBU1161208	7-1/4"	3/4"	1/2"
AVBU1351208S	8.45"	3/4"	1/2"
AVBU1481208	9-1/4"	3/4"	1/2"
AVBU1741208S	10.85"	3/4"	1/2"
AVBU1961208	12-1/4"	3/4"	1/2"

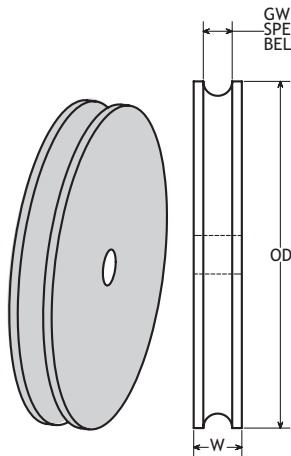
## For B Section V-Belts

PART NUMBER	(OD)	WIDTH	BORE
BVBU601608	3-3/4"	1"	1/2"
BVBU641608S	3.95"	1"	1/2"
BVBU721608S	4.55"	1"	1/2"
BVBU801608S	4.95"	1"	1/2"
BVBU921608	5-3/4"	1"	1/2"
BVBU961608S	5.95"	1"	1/2"
BVBU1041608S	6.55"	1"	1/2"
BVBU1081608S	6-3/4"	1"	1/2"
BVBU1121608S	6.95"	1"	1/2"
BVBU1241608	7-3/4"	1"	1/2"
BVBU1441608S	8.95"	1"	1/2"
BVBU1561608	9-3/4"	1"	1/2"
BVBU1821608S	11.35"	1"	1/2"
BVBU2041608	12-3/4"	1"	1/2"

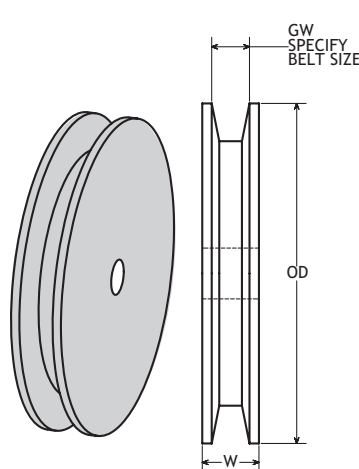
## For Flat Belt Pulleys

PART NUMBER	(OD)	WIDTH	BORE	BELT WIDTH
FBU481608	3"	1"	1/2"	3/4"
FBU482008	3"	1-1/4"	1/2"	1"
FBU561608	3-1/2"	1"	1/2"	3/4"
FBU562008	3-1/2"	1-1/4"	1/2"	1"
FBU721608	4-1/2"	1"	1/2"	3/4"
FBU722008	4-1/2"	1-1/4"	1/2"	1"
FBU882008	5-1/2"	1-1/4"	1/2"	1"
FBU882408	5-1/2"	1-1/2"	1/2"	1.35"

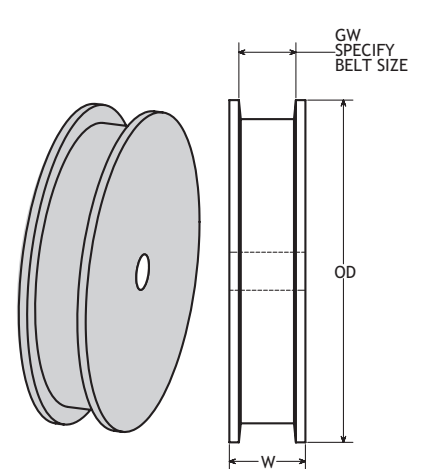
(HUB Extension, Keyway, Set Screw are optional) POBCO makes pulleys to your specific dimensional requirements. Pulleys with Ball Bearings available.



Round Belt Pulley



V-Belt Pulley



Flat Belt Pulley

# POBCO Thermoplastic Idler Pulleys


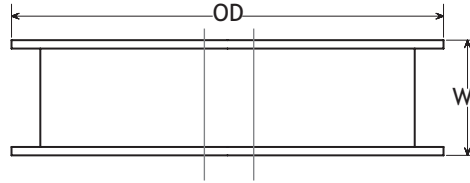
Round, Flat, V-Belt and Cable Molded (Glass Reinforced Nylon) Pulleys offer:

- Lower Coefficient of Friction
- Resists oils, solvents & many acids; corrosion resistant
- ABEC-1 sealed bearings, with sintered metal hubs
- Standard Bore adapters of 3/8" & 1/2"



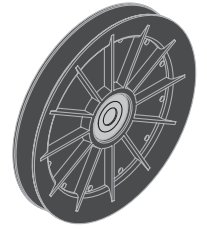
## Flat Belt Idler Pulleys

PART# FOR 3/8" BORE	PART # FOR 1/2" BORE	OD	W	FOR BELT WIDTH
FIP321606	FIP321608	2.00	0.97	3/4"
FIP361606	FIP361608	2.22	0.93	3/4"
FIP381806	FIP381808	2.35	1.18	1"
FIP441606	FIP441608	2.72	0.93	3/4"
FIP481906	FIP481908	2.97	1.23	1"
FIP521606	FIP521608	3.22	0.93	3/4"
FIP561606	FIP561608	3.50	1.03	3/4"
FIP641806	FIP641808	4.00	1.20	3/4"
FIP741906	FIP741908	4.62	1.20	1"
FIP801806	FIP801808	4.96	1.13	0.96"
FIP1042006	FIP1042008	6.50	1.26	1"




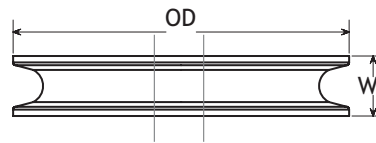
## V-Belt Idler Pulleys

PART# FOR 3/8" BORE	PART # FOR 1/2" BORE	OD	W	FOR BELT SIZE
VIP401206	VIP401208	2.50	0.74	A
VIP481106	VIP481108	3.00	0.66	A
VIP561206	VIP561208	3.56	0.78	A
VIP641406	VIP641408	4.00	0.85	A
VIP481406	VIP481408	3.00	0.81	B
VIP641506	VIP641508	4.00	0.78	B
VIP801406	VIP801408	5.00	0.85	B
VIP961406	VIP961408	6.00	0.85	B
VIP1121806	VIP1121808	7.00	1.14	B&C



## Cable Idler Pulleys

PART# FOR 3/8" BORE	PART # FOR 1/2" BORE	OD	W	FOR BELT WIDTH
CIP3/16C401006	CIP3/16C401008	2.50	0.75	3/16"
CIP1/4C401006	CIP1/4C401008	2.50	0.75	1/4"
CIP3/16C481006	CIP3/16C481008	3.00	0.75	3/16"
CIP1/4C481006	CIP1/4C481008	3.00	0.75	1/4"
CIP3/16C561006	CIP3/16C561008	3.50	0.75	3/16"
CIP1/4C561006	CIP1/4C561008	3.50	0.75	1/4"
CIP3/16C641006	CIP3/16C641008	4.00	0.75	3/16"
CIP1/4C641006	CIP1/4C641008	4.00	0.75	1/4"
CIP3/16C721006	CIP3/16C721008	4.50	0.75	3/16"
CIP1/4C721006	CIP1/4C721008	4.50	0.75	1/4"
CIP3/16C801006	CIP3/16C801008	5.00	0.75	3/16"
CIP1/4C801006	CIP1/4C801008	5.00	0.75	1/4"



## Round Belt Idler Pulleys

PART# FOR 3/8" BORE	PART # FOR 1/2" BORE	OD	W	FOR BELT DIA.
RIP401006	RIP401008	2.50	0.65	.38
RIP481006	RIP481008	3.08	0.65	.38
RIP561006	RIP561008	3.50	0.65	.38
RIP641006	RIP641008	4.00	0.65	.38



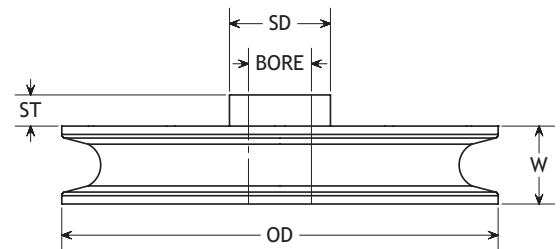

# POBCO Thermoplastic Idler Pulleys with Shoulder Adapter

Round, Flat, V-Belt and Cable Molded (Glass Reinforced Nylon) Pulleys offer:

- Lower Coefficient of Friction
- Resists oils, solvents & many acids; corrosion resistant
- ABEC-1 sealed bearings, with sintered metal hubs

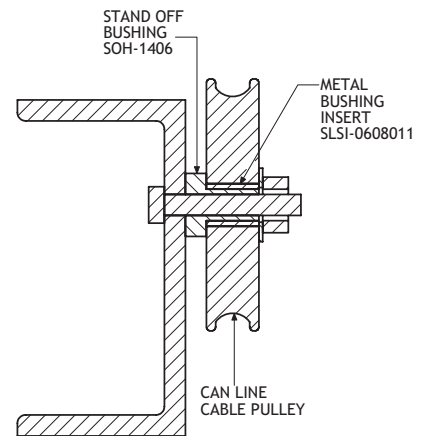
PART NUMBER	OD	W	BORE	SD	ST	FOR BELT DIA.
RIP401004SA11	2.50	0.65	1/4	0.81	0.30	0.38
RIP401006SA02	2.50	0.65	3/8	0.81	0.27	0.38
RIP401006SA03	2.50	0.65	3/8	0.81	0.41	0.38
RIP401006SA04	2.50	0.65	3/8	0.81	0.46	0.38
RIP401006SA06	2.50	0.65	3/8	0.81	0.51	0.38
RIP401006SA07	2.50	0.65	3/8	0.81	0.59	0.38
RIP481004SA11	3.08	0.65	1/4	0.81	0.30	0.38
RIP481006SA02	3.08	0.65	3/8	0.81	0.27	0.38
RIP481006SA04	3.08	0.65	3/8	0.81	0.46	0.38
RIP481006SA06	3.08	0.65	3/8	0.81	0.51	0.38
RIP481006SA08	3.08	0.65	3/8	0.81	0.76	0.38
RIP481008SA20	3.08	0.65	1/2	0.81	0.27	0.38
RIP481008SA25	3.08	0.65	1/2	0.81	0.51	0.38
RIP481008SA30	3.08	0.65	1/2	0.81	0.76	0.38

## Round Belt Idler Pulley with Shoulder Adapter



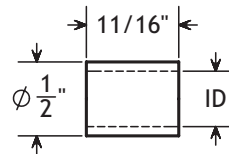
## POBCO Pulleys and Assemblies

POBCO Pulleys are normally furnished in green UHMWPE-Ultra-D, Nylon(s), Delrin(s) and lubricant-filled POBCO-B hardwood. POBCO pulleys require no lubrication and are particularly adaptable to the wet, chemical laden environments commonly found in the food-can-beverage industry.



### Metal Bushing Inserts

BOLT SIZE (ID)	MATERIAL	PART NO.
1/4"	Steel	SLSI-0408011
	Stainless	SLSS-0408011
5/16"	Steel	SLSI-0508011
	Stainless	SLSS-0508011
3/8"	Steel	SLSI-0608011
	Stainless	SLSS-0608011



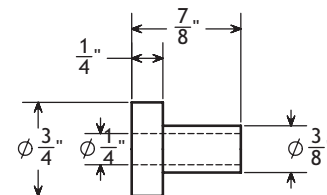
### Green Ultra-D Can Line Cable Pulleys

CABLE DIA.	OD	PART NO.*
3/8"	2"	3/8C3210-08
	3"	3/8C4810-08
1/2"	3"	1/2C4810-08

Can Line Cable Pulleys are furnished plain or with bushings and/or all attaching hardware including nut, bolt and washer.

\*Plain bore for 1/2" shaft

### Plastic Stand Off Bushing



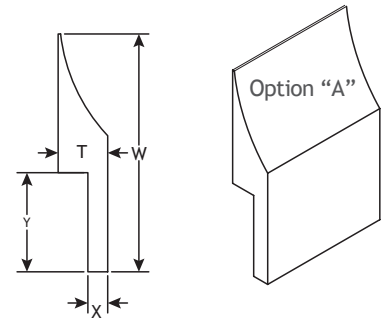
Part Number: SOH-1406  
 This insert provides a 1/4" space between the pulley and its mounting surface. It is intended to be used with metal bushing insert part numbers SLSI-0608011 and SLSS-0608011 (3/8" bolt size).

# POBCO Plastic Scraper Blades

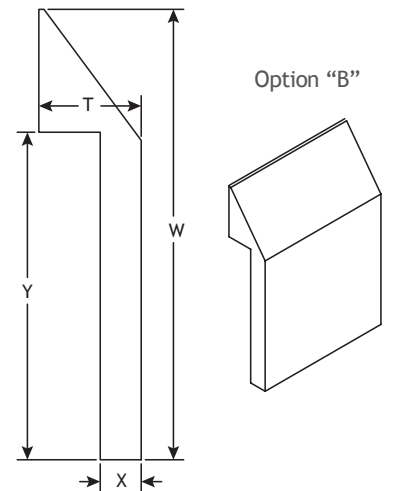
POBCO Scraper Blades are made from a variety of plastic materials such as **ACETAL**, **UHMW**, **HIGH TEMP ULTRA-D**, **POBLON**, and **URETHANE**. The Blades are standard or custom in design and used to scrape excess material off of Rollers, Belting or other surfaces. They come in any desired profile in a variety of widths and lengths. **ACETAL** is often used when a rigid food-grade plastic is necessary. For Belts with belt lacing a dual durometer **URETHANE** is often used. The flexing action of the softer urethane contact edge allows belt lacing to pass under the scraper without joint stress. Hence damage to the belting surface is prevented or minimized.

**IT IS THE RESPONSIBILITY OF THE USER TO TEST AND APPROVE THE METAL DETECTION OF THIS PRODUCT DUE TO VARIATIONS IN METAL DETECTION SYSTEMS AND REQUIRED SENSITIVITY SETTINGS.**

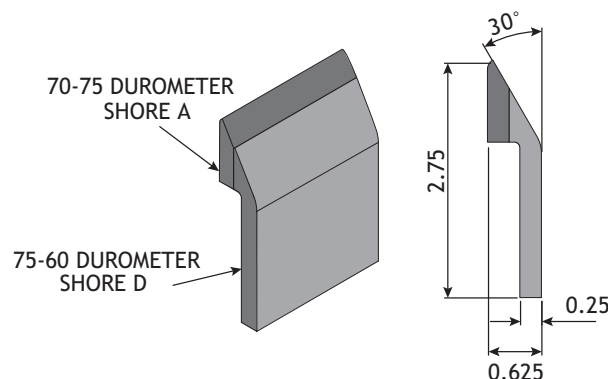
Option A						
PART #	MATERIAL	T	W	Y	X	LENGTH
SCRD0848A	Acetal	1/2"	3"	1-1/4"	1/4"	4, 8 or 10 ft
SCRD1048A	Acetal	5/8"	3"	1-1/4"	1/4"	4, 8 or 10 ft
SCRUH0848A	High Temp Ultra-D	1/2"	3"	1-1/4"	1/4"	5 or 10 ft
SCRUH1048A	High Temp Ultra-D	5/8"	3"	1-1/4"	1/4"	5 or 10 ft
SCRDM0848A	POBLON	1/2"	3"	1-1/4"	1/4"	4 ft
SCRDM1048A	POBLON	5/8"	3"	1-1/4"	1/4"	4 ft
SCRD0848ABLUE	Acetal Blue	1/2"	3"	1-1/4"	1/4"	4, 8 or 10 ft
SCRAMD0848A	Metal Detectable Acetal Blue	1/2"	3"	1-1/4"	1/4"	4 ft
SCRD1048ABLUE	Acetal Blue	5/8"	3"	1-1/4"	1/4"	4, 8 or 10 ft
SCRAMD1048A	Metal Detectable Acetal Blue	5/8"	3"	1-1/4"	1/4"	4 ft



Option B						
PART #	MATERIAL	T	W	Y	X	LENGTH
SCRD0844B	Acetal	1/2"	2-3/4"	2"	1/4"	4, 8 or 10 ft
SCRD1044B	Acetal	5/8"	2-3/4"	2"	1/4"	4, 8 or 10 ft
SCRUH0844B	High Temp Ultra-D	1/2"	2-3/4"	2"	1/4"	5 or 10 ft
SCRUH1044B	High Temp Ultra-D	5/8"	2-3/4"	2"	1/4"	5 or 10 ft
SCRDM0844B	POBLON	1/2"	2-3/4"	2"	1/4"	4 ft
SCRDM1044B	POBLON	5/8"	2-3/4"	2"	1/4"	4 ft
SCRD0844BBLUE	Acetal Blue	1/2"	2-3/4"	2"	1/4"	4, 8 or 10 ft
SCRAMD0844B	Metal Detectable Acetal Blue	1/2"	2-3/4"	2"	1/4"	4 ft
SCRD1044BBLUE	Acetal Blue	5/8"	2-3/4"	2"	1/4"	4, 8 or 10 ft
SCRAMD1044B	Metal Detectable Acetal Blue	5/8"	2-3/4"	2"	1/4"	4 ft



## Urethane Option



Part Number: SCRAPERUREL120, 10ft Lengths Only

# POBCO Metal Mounted Self-Aligning Bearings

Design engineers increasingly have been specifying POBCO metal mounted self-aligning bearings to assist them in solving light to medium duty power transmission problems on a wide variety of machinery and equipment. The self-lubrication of the self-aligning spherical bearings housed in strong, stamped steel housings gives extended life. The wide variety of flange mounts and pillow blocks offers great flexibility in machine design.

These bearings are excellent for installation in inaccessible areas, and are virtually unaffected by the operating elements that cause conventional bearings to fail in short order. They offer an inexpensive solution to bearing installation problems through self-alignment and self-lubrication features with the additional advantages of being resistant to moisture, corrosion and abrasion. Food processing machinery, chemical handling equipment, agricultural machinery and conveyors are only a few of the many applications for this unique bearing.

POBCO metal mounted bearings can be used to replace bearing units on existing equipment originally furnished with conventional bearings in similar mounts.

*HOUSINGS ARE AVAILABLE IN ZINC PLATED STEEL. SOME SIZES AVAILABLE IN STAINLESS.*

## ParaMount® Bearings

POBCO ParaMount flange mounts and pillow blocks employ POBCO self-lubricating spherical bearings mated with standard pressed steel housings. Their mounting dimensions are the same as similar mounts manufactured by many major producers of anti-friction and direct journal contact bearings.


## TriMount® Bearings

POBCO TriMount pillow blocks and flange mounts combine POBCO self-lubricating spherical bearings with stamped steel housings.

POBCO metal mounted bearings can be furnished with one piece or two piece spheres.

Housings are furnished as standard with corrosion resistant zinc plating. Special platings and other materials such as stainless steel are sometimes available.

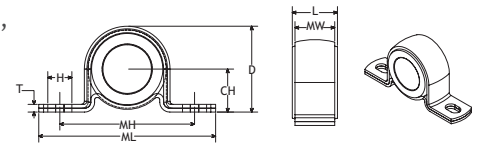
**INNER SPHERICAL BEARINGS** are available in a variety of POBCO Plastics including Ultra-D (UHMWPE), Plus (Food Grade Fluid Lube-Filled UHMWPE), Nylon, Delrin® and POBCO-B Wood Bearing Material.





# POBCO Trimount® Pillow Blocks

Inner Spherical Bearings are available in a variety of POBCO Plastics including Ultra-D (UHMWPE), Plus (Food Grade Lube-filled UHMWPE), Nylon, Delrin® and POBCO-B Wood Bearing Material.



## Housing Materials

- Zinc Plated Steel (standard)
- 304 Stainless Steel (add "SS" to end of part #) only available where indicated

These mounting dimensions are the same as similar mounts manufactured by many major producers of anti-friction and direct journal contact bearings.

SPHERE	CH	MH	D	ML	MW	L	H	T	SHAFT SIZE***	PART NUMBER**								
1" Sphere Light Duty Mount	9/16"	1-3/4"	1-1/8"	2-5/16"	7/16"	1/2"	17/64 x 5/16"	1/8"	1/4"	BD*-04								
									5/16"	BD*-05								
									3/8"	BD*-06								
									7/16"	BD*-07								
									1/2"	BD*-08								
									9/16"	BD*-09								
									5/8"	BD*-10								
									<i>MOST COMMON STAINLESS STEEL MOUNTS</i>									
									<i>MOST COMMON STAINLESS STEEL MOUNTS</i>									
									<i>MOST COMMON STAINLESS STEEL MOUNTS</i>									
1-11/16" Sphere Medium Duty Mount	29/32"	2-7/8"	1-3/4"	3-5/16"	1-1/8"	1-1/4"	21/64x21/32	1/8"	1/2"	BB*-08								
									9/16"	BB*-09								
									5/8"	BB*-10								
									11/16"	BB*-11								
									3/4"	BB*-12								
									13/16"	BB*-13								
									7/8"	BB*-14								
									15/16"	BB*-15								
									1"	BB*-16								
									<i>MOST COMMON STAINLESS STEEL MOUNTS</i>									
1-11/16" Sphere Heavy Duty Mount	15/16"	2-15/16"	1-13/16"	4-1/32"	1-1/8"	1-1/4"	21/64 x 21/32"	3/16"	1/2"	BE*-08								
									9/16"	BE*-09								
									5/8"	BE*-10								
									11/16"	BE*-11								
									3/4"	BE*-12								
									13/16"	BE*-13								
									7/8"	BE*-14								
									15/16"	BE*-15								
									1"	BE*-16								
									<i>MOST COMMON STAINLESS STEEL MOUNTS</i>									
2" Sphere Medium Duty Mount	1-1/16"	3-1/4"	2-1/16"	4-9/16"	1-5/16"	1-1/2"	25/64 x 5/8"	1/8"	3/4"	BC*-12								
									13/16"	BC*-13								
									7/8"	BC*-14								
									15/16"	BC*-15								
									1"	BC*-16								
									1-1/16"	BC*-17								
									1-1/8"	BC*-18								
									1-3/16"	BC*-19								
									1-1/4"	BC*-20								
									<i>MOST COMMON STAINLESS STEEL MOUNTS</i>									
2" Sphere Heavy Duty Mount	1-3/32"	3-5/16"	2-1/8"	4-5/8"	1-5/16"	1-1/2"	25/64 x 5/8"	3/16"	3/4"	BF*-12								
									13/16"	BF*-13								
									7/8"	BF*-14								
									15/16"	BF*-15								
									1"	BF*-16								
									1-1/16"	BF*-17								
									1-1/8"	BF*-18								
									1-3/16"	BF*-19								
									1-1/4"	BF*-20								
									<i>MOST COMMON STAINLESS STEEL MOUNTS</i>									
2-1/2" Sphere Medium Duty Mount	1-11/32"	3-7/8"	2-11/16"	5-3/8"	1-7/16"	1-3/4"	25/64 x 25/32"	7/32"	1"	BK*-16								
									1-1/16"	BK*-17								
									1-1/8"	BK*-18								
									1-3/16"	BK*-19								
									1-1/4"	BK*-20								
									1-5/16"	BK*-21								
									1-3/8"	BK*-22								
									1-7/16"	BK*-23								
									1-1/2"	BK*-24								
									1-9/16"	BK*-25								
1-5/8"	BK*-26																	
1-11/16"	BK*-27																	
1-3/4"	BK*-28																	
<i>MOST COMMON STAINLESS STEEL MOUNTS</i>																		
3-1/4" Sphere Heavy Duty Mount	1-3/4"	5-1/2"	3-1/2"	7-1/4"	1-3/4"	2"	21/32 x 1"	9/32"	1-1/2"	BL*-24								
									1-5/8"	BL*-26								
									1-11/16"	BL*-27								
									1-3/4"	BL*-28								
									1-15/16"	BL*-31								
									2"	BL*-32								
									2-1/8"	BL*-34								
									2-3/16"	BL*-35								
									2-1/4"	BL*-36								
									2-7/16"	BL*-39								
2-1/2"	BL*-40																	
<i>MOST COMMON STAINLESS STEEL MOUNTS</i>																		

\*\*\*Any Shaft Size Is Available Up To The Maximum Listed Size For Each Amount  
\*\*PLEASE SPECIFY BEARING MATERIAL

\*\*See page 124 to complete part number

\*\*For two piece sphere, add suffix -TP before completing part number

# POBCO Paramount® Pillow Blocks

Inner Spherical Bearings are available in a variety of POBCO Plastics including Ultra-D (UHMWPE), Plus (Food Grade Lube-filled UHMWPE), Nylon, Delrin® and POBCO-B Wood Bearing Material.

## Housing Materials

- Zinc Plated Steel (standard)
- 304 Stainless Steel (add "SS" to end of part #)  
only available where indicated

These mounting dimensions are the same as similar mounts manufactured by many major producers of anti-friction and direct journal contact bearings.

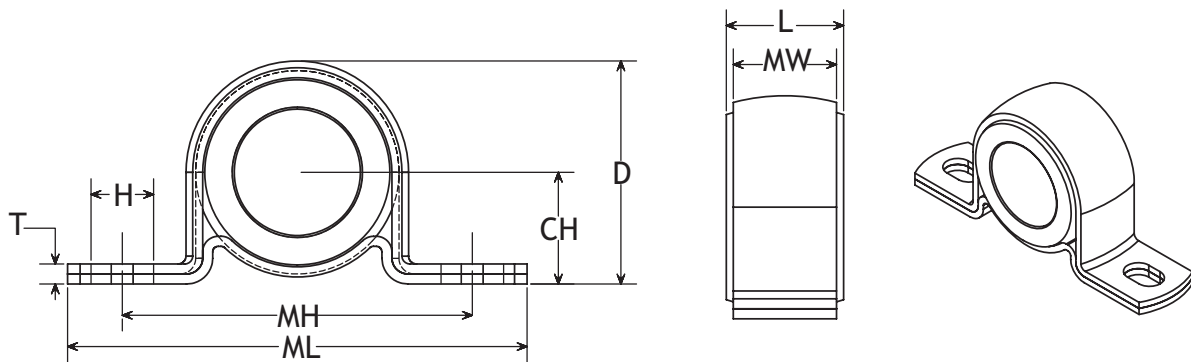
SPHERE	CH	MH	D	ML	MW	L	H	T	SHAFT SIZE***	PART NUMBER**
40mm (1.575")	7/8"	2-11/16"	1-3/4"	3-5/8"	1"	1-1/8"	11/32x1/2"	.133"	1/2"	PB40*-08
									9/16"	PB40*-09
<i>MOST COMMON STAINLESS STEEL MOUNTS</i>									5/8"	PB40*-10
									11/16"	PB40*-11
									7/8"	PB40*-14
47mm (1.850")	1"	3"	2-1/16"	4-1/8"	1"	1-1/4"	13/32x1/2"	.178"	3/4"	PB47*-12
									1"	PB47*-16
<i>MOST COMMON STAINLESS STEEL MOUNTS</i>										
52mm (2.047)	1-1/8"	3-3/8"	2-7/32"	4-1/2"	1-1/8"	1-1/2"	13/32x9/16"	.208	3/4"	PB52*-12
									7/8"	PB52*-14
									15/16"	PB52*-15
									1"	PB52*-16
<i>MOST COMMON STAINLESS STEEL MOUNTS</i>									1-1/8"	PB52*-18
62mm (2.441)	1-1/8"	3-3/4"	2-5/8"	4-7/8"	1-1/4"	1-3/4"	13/32x9/16"	.238	1-1/8"	PB62*-16
									1-3/16"	PB62*-18
									1-1/4"	PB62*-19
									1-1/2"	PB62*-20
									1-1/2"	PB62*-24
<i>MOST COMMON STAINLESS STEEL MOUNTS</i>										
72mm (2.835)	1-9/16"	4-1/4"	3-1/8"	5-3/4"	1-1/4"	1-3/4"	17/32x3/4"	.238"	1-1/4"	PB72*-20
									1-5/16"	PB72*-21
									1-3/8"	PB72*-22
									1-7/16"	PB72*-23
									1-1/2"	PB72*-24
									1-9/16"	PB72*-25
									1-5/8"	PB72*-26
									1-11/16"	PB72*-27
									1-3/4"	PB72*-28
									1-13/16"	PB72*-29
									1-7/8"	PB72*-30
									1-15/16"	PB72*-31
									2"	PB72*-32
									1-5/8"	

\*\*\*ANY SHAFT SIZE IS AVAILABLE UP TO THE MAXIMUM LISTED SIZE FOR EACH MOUNT

\*\*PLEASE SPECIFY BEARING MATERIAL

\*\*See page 124 to complete part number

\*\*For two piece sphere, add suffix -TP before completing part number





# POBCO Trimount® 2-Bolt Side Flanges

## Metal Mounted Bearings (cont.)

Inner Spherical Bearings are available in a variety of POBCO Plastics including Ultra-D (UHMWPE), Plus (Food Grade Lube-filled UHMWPE), Nylon, Delrin® and POBCO-B Wood Bearing Material.

### Housing Materials

- Zinc Plated Steel (standard)
- 304 Stainless Steel (add "SS" to end of part #)  
only available where indicated

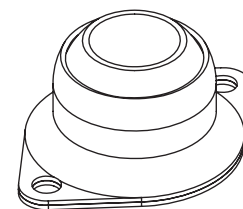
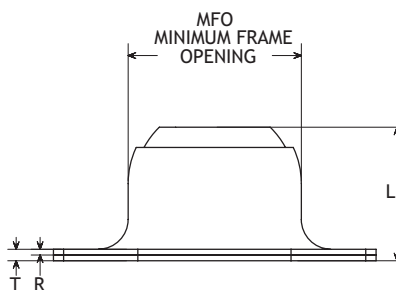
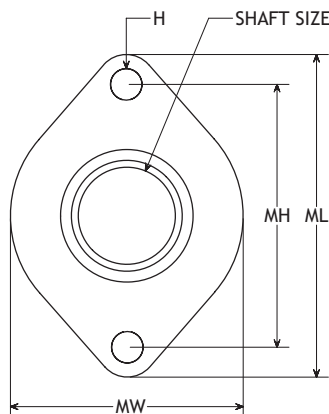
SPHERE	MH	ML	MW	L	MFO	R	H	T	SHAFT SIZE***	PART NUMBER**
1" Sphere Light Duty Mount	1-3/4"	2-5/16"	1-1/8"	9/16"	1-1/4"	1/16"	9/32" Dia.	1/16"	1/4"	FM*-04
									5/16"	FM*-05
<i>MOST COMMON STAINLESS STEEL MOUNTS</i>									3/8"	FM*-06
									7/16"	FM*-07
									1/2"	FM*-08
									9/16"	FM*-09
									5/8"	FM*-10
1-3/16" Sphere Light Duty Mount	2-1/4"	3"	1-1/2"	13/16"	1-7/16"	1/16"	3/8" Dia.	1/16"	1/2"	FL*-08
									9/16"	FL*-09
									5/8"	FL*-10
									11/16"	FL*-11
									3/4"	FL*-12
1-11/16" Sphere Medium Duty Mount	2-3/4"	3-3/8"	2-7/16"	1-13/32"	2"	5/32"	21/64" Dia.	1/8"	1/2"	FA*-08
									9/16"	FA*-09
									5/8"	FA*-10
									11/16"	FA*-11
									3/4"	FA*-12
									13/16"	FA*-13
									7/8"	FA*-14
									15/16"	FA*-15
									1"	FA*-16
2" Sphere Medium Duty Mount	3-9/32"	4"	2-3/4"	1-9/16"	2-3/8"	1/16"	25/64" Dia.	9/64"	3/4"	FB*-12
									13/16"	FB*-13
									7/8"	FB*-14
									15/16"	FB*-15
									1"	FB*-16
									1-1/16"	FB*-17
									1-1/8"	FB*-18
									1-3/16"	FB*-19
									1-1/4"	FB*-20
2-1/2" Sphere Heavy Duty Mount	3-7/8"	4-25/32"	3-3/8"	1-13/16"	2-7/8"	1/16"	13/32" Dia.	11/64"	1"	FC*-16
									1-1/16"	FC*-17
									1-1/8"	FC*-18
									1-3/16"	FC*-19
									1-1/4"	FC*-20
									1-5/16"	FC*-21
									1-3/8"	FC*-22
									1-7/16"	FC*-23
									1-1/2"	FC*-24
									1-9/16"	FC*-25
									1-5/8"	FC*-26
									1-11/16"	FC*-27
									1-3/4"	FC*-28

\*\*\*ANY SHAFT SIZE IS AVAILABLE UP TO THE MAXIMUM LISTED SIZE FOR EACH MOUNT

\*\*PLEASE SPECIFY BEARING MATERIAL

\*\*See page 124 to complete part number

\*\*For two piece sphere, add suffix -TP before completing part number



# POBCO Trimount® 4-Bolt Side Flanges

Inner Spherical Bearings are available in a variety of POBCO Plastics including Ultra-D (UHMWPE), Plus (Food Grade Lube-filled UHMWPE), Nylon, Delrin® and POBCO-B Wood Bearing Material.

## Housing Materials

- Zinc Plated Steel (standard)
- 304 Stainless Steel (add "SS" to end of part #)  
only available where indicated

These mounting dimensions are the same as similar mounts manufactured by many major producers of anti-friction and direct journal contact bearings.

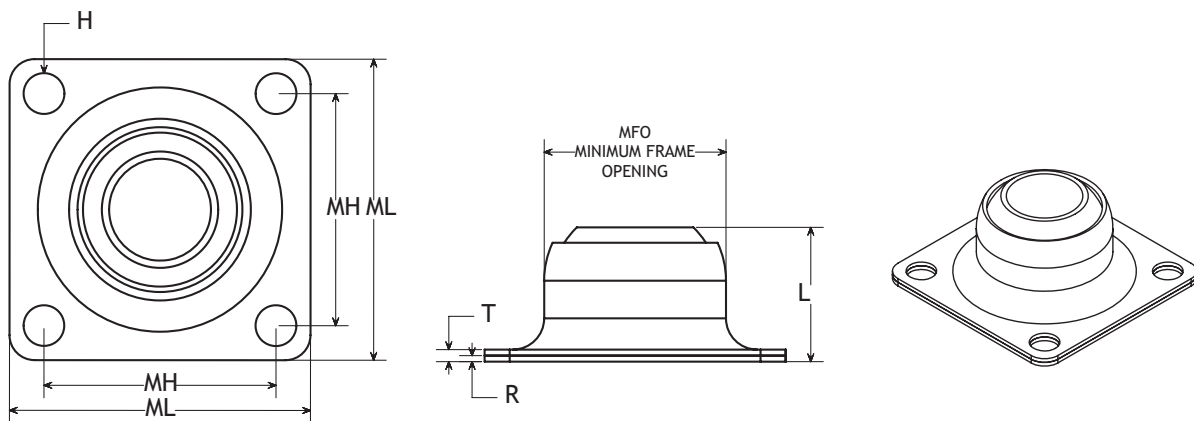
SPHERE	MH	ML	L	MFO	R	H	T	SHAFT SIZE***	PART NUMBER**
1-11/16" Sphere Medium Duty Mount	1-15/16"	2-7/16"	1-13/32"	2"	5/32"	17/64" Dia	1/8"	1/2"	FD*-08
								9/16"	FD*-09
<i>MOST COMMON STAINLESS STEEL MOUNTS</i>								5/8"	FD*-10
								11/16"	FD*-11
								3/4"	FD*-12
								13/16"	FD*-13
								7/8"	FD*-14
								15/16"	FD*-15
								1"	FD*-16
2" Sphere Medium Duty Mount	2-5/16"	3"	1-9/16"	2-3/8"	1/16"	13/32" Dia.	9/64"	3/4"	FE*-12
								13/16"	FE*-13
								7/8"	FE*-14
								15/16"	FE*-15
								1"	FE*-16
								1-1/16"	FE*-17
								1-1/8"	FE*-18
								1-3/16"	FE*-19
1-1/4"	FE*-20								
2-1/2" Sphere Medium Duty Mount	2-3/4"	3-5/8"	1-13/16"	2-7/8"	1/16"	13/32" Dia.	11/64"	1"	FF*-16
								1-1/16"	FF*-17
								1-1/8"	FF*-18
								1-3/16"	FF*-19
								1-1/4"	FF*-20
								1-5/16"	FF*-21
								1-3/8"	FF*-22
								1-7/16"	FF*-23
								1-1/2"	FF*-24
								1-9/16"	FF*-25
								1-5/8"	FF*-26
								1-11/16"	FF*-27
								1-3/4"	FF*-28
<i>MOST COMMON STAINLESS STEEL MOUNTS</i>									

\*\*\*ANY SHAFT SIZE IS AVAILABLE UP TO THE MAXIMUM LISTED SIZE FOR EACH MOUNT

\*\*PLEASE SPECIFY BEARING MATERIAL

\*\*See page 124 to complete part number

\*\*For two piece sphere, add suffix -TP before completing part number



# POBCO ParaMount® Circular Center Flanges

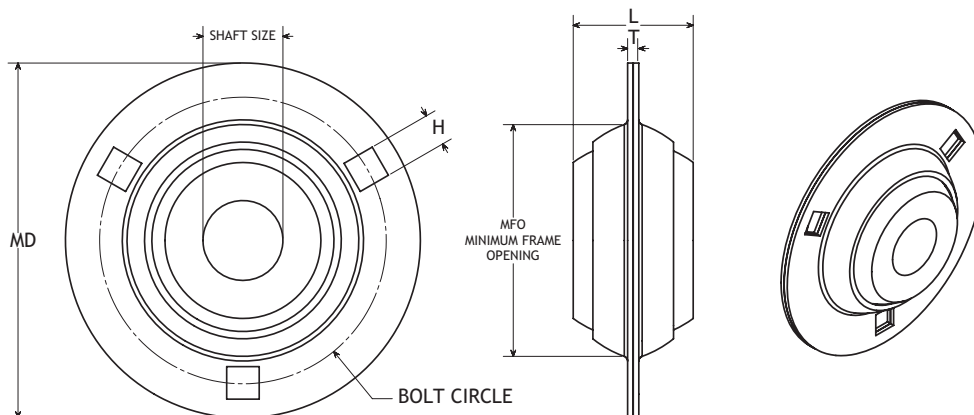
Inner Spherical Bearings are available in a variety of POBCO Plastics including Ultra-D (UHMWPE), Plus (Food Grade Lube-filled UHMWPE), Nylon, Delrin® and POBCO-B Wood Bearing Material.

## Housing Materials

- Zinc Plated Steel (standard)
- 304 Stainless Steel (add "SS" to end of part #)  
only available where indicated

These mounting dimensions are the same as similar mounts manufactured by many major producers of anti-friction and direct journal contact bearings.

SPHERE	BOLT CIRCLE	MD	L	MFO	H****	T	SHAFT SIZE***	PART NUMBER**
40 mm (1.575")	2-1/2"	3-3/16"	1-1/8"	1-15/16"	9/32" Square 3 Holes	.150"	1/2" 9/16" 5/8" 11/16" 7/8"	3CF40*-08 3CF40*-09 3CF40*-10 3CF40*-11 3CF40*-14
47 mm (1.850")	2-13/16"	3-9/16"	1-1/4"	2-3/16"	11/32" Square 3 Holes	.166"	3/4" 1"	3CF47*-12 3CF47*-16
52 mm (2.0470")	3"	3-3/4"	1-1/2"	2-3/8"	11/32" Square 3 Holes	.166"	3/4" 7/8" 15/16" 1" 1-1/8"	3CF52*-12 3CF52*-14 3CF52*-15 3CF52*-16 3CF52*-18
62 mm (2.441")	3-9/16"	4-7/16"	1-3/4"	2-13/16"	13/32" Square 3 Holes	.208"	1" 1-1/8" 1-3/16" 1-1/4" 1-1/2"	3CF62*-16 3CF62*-18 3CF62*-19 3CF62*-20 3CF62*-24
<i>MOST COMMON STAINLESS STEEL MOUNTS</i>								
72 mm (2.835")	3-15/16"	4-13/16"	1-3/4"	3-3/16"	13/32" Square 3 Holes	.208"	1-1/4" 1-5/16" 1-3/8" 1-7/16" 1-7/8"	3CF72*-20 3CF72*-21 3CF72*-22 3CF72*-23 3CF72*-28
80 mm (3.150")	4-11/16"	5-13/16"	2"	3-9/16"	17/32" Square 4 Holes	.268"	1-1/2" 1-9/16" 1-7/8"	4CF80*-24 4CF80*-25 4CF80*-30
85 mm (3.346")	4-3/4"	5-7/8"	2"	3-13/16"	17/32" Square 4 Holes	.268"	1-5/8" 1-11/16" 1-3/4" 2"	4CF85*-26 4CF85*-27 4CF85*-28 4CF85*-32
90 mm (3.543")	5"	6-1/8"	2"	4"	17/32" Square 4 Holes	.298"	1-13/16" 1-7/8" 1-15/16" 2-1/4"	4CF90*-29 4CF90*-30 4CF90*-31 4CF90*-36
100 mm (3.937")	5-7/16"	6-9/16"	2"	2"	17/32" Square 4 Holes	.298"	2" 2-1/8" 2-3/16" 2-1/4" 2-7/16" 2-1/2" 2-11/16" 2-7/8" 2-15/16" 3"	4CF100*-32 4CF100*-34 4CF100*-35 4CF100*-36 4CF100*-39 4CF100*-40 4CF100*-43 4CF100*-46 4CF100*-47 4CF100*-48



\*\*\*ANY SHAFT SIZE AVAILABLE UP TO THE MAXIMUM LISTED SIZE FOR EACH MOUNT

\*\*PLEASE SPECIFY BEARING MATERIAL

\*\*See page 124 to complete part number

\*\*For two piece sphere, add suffix -TP before completing part number

\*\*\*\*All holes equally spaced

# POBCO Trimount® Circular Center Flanges

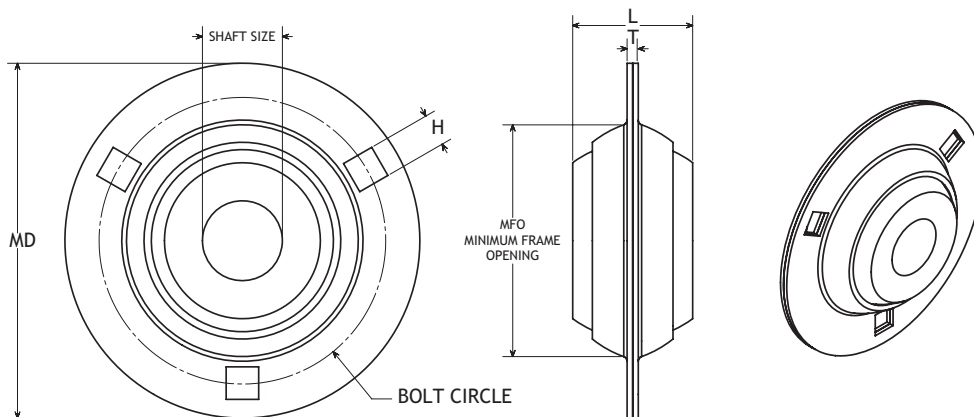
Inner Spherical Bearings are available in a variety of POBCO Plastics including Ultra-D (UHMWPE), Plus (Food Grade Lube-filled UHMWPE), Nylon, Delrin® and POBCO-B Wood Bearing Material.

## Housing Materials

- Zinc Plated Steel (standard)
- 304 Stainless Steel (add "SS" to end of part #)  
only available where indicated

These mounting dimensions are the same as similar mounts manufactured by many major producers of anti-friction and direct journal contact bearings.  
^Indicates Most Common Stainless Steel Mounts

SPHERE	BOLT CIRCLE	MD	L	MFO	H****	T	SHAFT SIZE***	PART NUMBER**
1" Sphere Light Duty Mount	1-3/4"	2-3/8"	1/2"	1-1/4"	17/64" Dia. 2 Holes	1/8"	1/4"	CK*-04 CK*-05 CK*-06 CK*-07 CK*-08 CK*-09 CK*-10
							5/16"	
<i>(AVAILABLE WITH MOLDED NYLON INSERTS)</i>								
1-11/16" Sphere Medium Duty Mount	2-3/4"	3-1/2"	1-1/4"	2"	9/32" Dia. 3 Holes	1/8"	1/2"	CB*-08 CB*-09 CB*-10 CB*-11 CB*-12 CB*-13 CB*-14 CB*-15 CB*-16
							9/16"	
<i>(AVAILABLE WITH MOLDED NYLON INSERTS)</i>								
2" Sphere Medium Duty Mount	3"	3-3/4"	1-1/2"	2-3/8"	11/32" Dia. Square 3 Holes	5/32"	3/4"	EE*-12 EE*-13 EE*-14 EE*-15 EE*-16 EE*-17 EE*-18 EE*-19 EE*-20
							13/16"	
<i>MOST COMMON STAINLESS STEEL MOUNTS</i>								
2-1/2" Sphere Heavy Duty Mount	3-9/16"	4-7/16"	1-3/4"	2-7/8"	13/32" Dia. Square 3 Holes	5/32"	1"	EF*-16 EF*-17 EF*-18 EF*-19 EF*-20 EF*-21 EF*-22 EF*-23 EF*-24 EF*-25 EF*-26 EF*-27 EF*-28
			1-1/2"					
<i>(AVAILABLE WITH MOLDED NYLON INSERTS)</i>								



\*\*\*ANY SHAFT SIZE AVAILABLE UP TO THE MAXIMUM LISTED SIZE FOR EACH MOUNT

\*\*PLEASE SPECIFY BEARING MATERIAL

\*\*See page 124 to complete part number

\*\*For two piece sphere, add suffix -TP before completing part number

\*\*\*\*All holes equally spaced

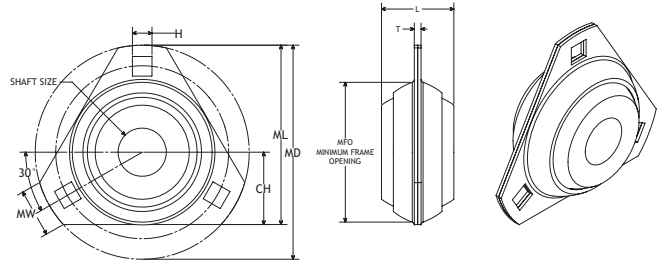
# POBCO ParaMount® Triangular Center Flanges

Inner Spherical Bearings are available in a variety of POBCO Plastics including Ultra-D (UHMWPE), Plus (Food Grade Lube-filled UHMWPE), Nylon, Delrin® and POBCO-B Wood Bearing Material.

## Housing Materials

- Zinc Plated Steel (standard)
- 304 Stainless Steel (add "SS" to end of part #) only available where indicated

These mounting dimensions are the same as similar mounts manufactured by many major producers of anti-friction and direct journal contact bearings.



SPHERE	BOLT CIRCLE	MD	L	CH	ML	MW	MFO	H	T	SHAFT SIZE***	PART NUMBER**	
40 mm (1.575")	2-1/2"	3-3/16"	1-1/8"	1-1/8"	2-23/32"	13/16"	1-15/16"	9/32" Square	.150"	1/2"	TCF40*-08	
										9/16"		TCF40*-09
<i>MOST COMMON STAINLESS STEEL MOUNTS</i>											5/8"	TCF40*-10
<i>MOST COMMON STAINLESS STEEL MOUNTS</i>											11/16"	TCF40*-11
<i>MOST COMMON STAINLESS STEEL MOUNTS</i>											7/8"	TCF40*-14
47 mm (1.850")	2-13/16"	3-9/16"	1-1/4"	1-5/16"	3"	1-1/16"	2-3/16"	11/32" Square	.166"	3/4"	TCF47*-12	
<i>MOST COMMON STAINLESS STEEL MOUNTS</i>											1"	TCF47*-16
52 mm (2.0470")	3"	3-3/4"	1-1/2"	1-3/8"	3-1/8"	1-3/32"	2-3/8"	11/32" Square	.166"	3/4"	TCF52*-12	
<i>MOST COMMON STAINLESS STEEL MOUNTS</i>											7/8"	TCF52*-14
<i>MOST COMMON STAINLESS STEEL MOUNTS</i>											15/16"	TCF52*-15
<i>MOST COMMON STAINLESS STEEL MOUNTS</i>											1"	TCF52*-16
<i>MOST COMMON STAINLESS STEEL MOUNTS</i>											1-1/8"	TCF52*-18
62 mm (2.441")	3-9/16"	4-7/16"	1-3/4"	1-1/2"	3-11/16"	1"	2-13/16"	13/32" Square	.208"	1"	TCF62*-16	
<i>MOST COMMON STAINLESS STEEL MOUNTS</i>											1-1/8"	TCF62*-18
<i>MOST COMMON STAINLESS STEEL MOUNTS</i>											1-3/16"	TCF62*-19
<i>MOST COMMON STAINLESS STEEL MOUNTS</i>											1-1/4"	TCF62*-20
<i>MOST COMMON STAINLESS STEEL MOUNTS</i>											1-1/2"	TCF62*-24
72 mm (2.835")	3-15/16"	5"	1-3/4"	1-3/4"	4-5/32"	1-17/64"	3-3/16"	13/32" Square	.208"	1-1/4"	TCF72*-20	
<i>MOST COMMON STAINLESS STEEL MOUNTS</i>											1-5/16"	TCF72*-21
<i>MOST COMMON STAINLESS STEEL MOUNTS</i>											1-3/8"	TCF72*-22
<i>MOST COMMON STAINLESS STEEL MOUNTS</i>											1-7/16"	TCF72*-23
<i>MOST COMMON STAINLESS STEEL MOUNTS</i>											1-7/8"	TCF72*-30

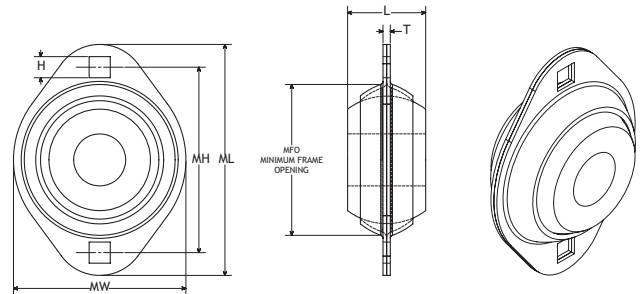
# Paramount 2-Bolt Center Flanges

Inner Spherical Bearings are available in a variety of POBCO Plastics including Ultra-D (UHMWPE), Plus (Food Grade Lube-filled UHMWPE), Nylon, Delrin® and POBCO-B Wood Bearing Material.

## Housing Materials

- Zinc Plated Steel (standard)
- 304 Stainless Steel (add "SS" to end of part #) only available where indicated

These mounting dimensions are the same as similar mounts manufactured by many major producers of anti-friction and direct journal contact bearings.



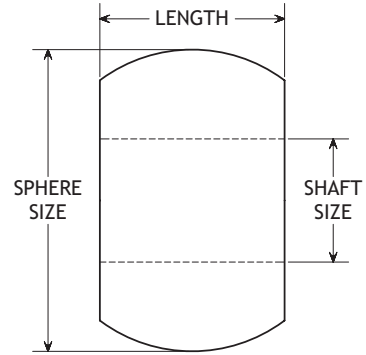
SPHERE	MH	ML	MW	L	MFO	H	T	SHAFT SIZE***	PART NUMBER**	
40 mm (1.575")	2-1/2"	3-3/16"	2-5/16"	1-1/8"	1-15/16"	9/32" Square	.150"	1/2"	2CF40*-08	
								9/16"		2CF40*-09
<i>MOST COMMON STAINLESS STEEL MOUNTS</i>									5/8"	2CF40*-10
<i>MOST COMMON STAINLESS STEEL MOUNTS</i>									11/16"	2CF40*-11
<i>MOST COMMON STAINLESS STEEL MOUNTS</i>									7/8"	2CF40*-14
47 mm (1.850")	2-13/16"	3-9/16"	2-5/8"	1-1/4"	2-3/16"	11/32"	.166"	3/4"	2CF47*-12	
<i>MOST COMMON STAINLESS STEEL MOUNTS</i>									1"	2CF47*-16
52 mm (2.0470")	3"	3-3/4"	2-51/64"	1-1/2"	2-3/8"	11/32" Square	.166"	3/4"	2CF52*-12	
<i>MOST COMMON STAINLESS STEEL MOUNTS</i>									7/8"	2CF52*-14
<i>MOST COMMON STAINLESS STEEL MOUNTS</i>									15/16"	2CF52*-15
<i>MOST COMMON STAINLESS STEEL MOUNTS</i>									1"	2CF52*-16
<i>MOST COMMON STAINLESS STEEL MOUNTS</i>									1-1/8"	2CF52*-18
62 mm (2.441")	3-9/16"	4-7/16"	3-5/16"	1-3/4"	2-13/16"	13/32" Square	.208"	1"	2CF62*-16	
<i>MOST COMMON STAINLESS STEEL MOUNTS</i>									1-1/8"	2CF62*-18
<i>MOST COMMON STAINLESS STEEL MOUNTS</i>									1-3/16"	2CF62*-19
<i>MOST COMMON STAINLESS STEEL MOUNTS</i>									1-1/4"	2CF62*-20
<i>MOST COMMON STAINLESS STEEL MOUNTS</i>									1-1/2"	2CF62*-24
72 mm (2.835")	3-15/16"	4-15/16"	3-11/16"	1-3/4"	3-3/16"	13/32" Square	.208"	1-1/4"	2CF72*-20	
<i>MOST COMMON STAINLESS STEEL MOUNTS</i>									1-5/16"	2CF72*-21
<i>MOST COMMON STAINLESS STEEL MOUNTS</i>									1-3/8"	2CF72*-22
<i>MOST COMMON STAINLESS STEEL MOUNTS</i>									1-7/16"	2CF72*-23
<i>MOST COMMON STAINLESS STEEL MOUNTS</i>									1-3/4"	2CF72*-30

# POBCO Spherical Bearings

Available in a variety of POBCO Plastics, including Ultra-D (UHMWPE), Plus (Food Grade Lube-filled UHMWPE), Nylon, Delrin® and POBCO-B Wood Bearing Material.

POBCO self-aligning spherical bearings are available for any bearing housing having a spherical inside diameter. They are used for new installations or as replacements for other spherical bearings, including bronze, plastic, carbon, wood or ball bearings. Dimensional details or a sample of the original bearing being replaced should be furnished. Special designs, such as spheres with shoulders or reliefs, can be furnished for your housings. POBCO spherical bearings offer the added option of being available in two piece construction (TP).

(Common spherical bearings are listed in the tables)



## For Tri-Mount Housings (Inch Spheres)

SPHERE	LENGTH	SHAFT**	PART NO.**
1"	1/2"	1/4	TSB*-041608
		5/16	TSB*-051608
		3/8	TSB*-061608
		7/16	TSB*-071608
		1/2	TSB*-081608
		9/16	TSB*-091608
		5/8	TSB*-101608
1-3/16"	3/4"	1/2	TSB*-081912
		9/16	TSB*-091912
		5/8	TSB*-101912
		11/16	TSB*-111912
1-11/16"	1-1/4"	3/4	TSB*-121912
		1/2	TSB*-082720
		9/16	TSB*-092720
		5/8	TSB*-102720
		11/16	TSB*-112720
		3/4	TSB*-122720
		13/16	TSB*-132720
		7/8	TSB*-142720
2"	1-1/2"	15/16	TSB*-152720
		1	TSB*-162720
		3/4	TSB*-123224
		13/16	TSB*-133224
		7/8	TSB*-143224
	1-3/8"	15/16	TSB*-153224
		1	TSB*-163224
		1-1/16	TSB*-173224
		1-1/8	TSB*-183224
		1-3/16	TSB*-193224
2-1/2"	1-1/2" and 1-3/4"	1-1/4	TSB*-203224
		1	TSB*-164024
		1-1/16	TSB*-174024
		1-1/8	TSB*-184024
		1-3/16	TSB*-194024
		1-1/4	TSB*-204024
	1-1/2"	1-5/16	TSB*-214024
		1-3/8	TSB*-224024
		1-7/16	TSB*-234024
		1-1/2	TSB*-244024
		1-9/16	TSB*-254024
		1-5/8	TSB*-264024
3-1/4"	2"	1-11/16	TSB*-274024
		1-3/4	TSB*-284024
		1-15/16	TSB*-294024
		2	TSB*-304024
		2-1/8	TSB*-314024
	1-3/4"	2-3/16	TSB*-324024
		2-1/4	TSB*-334024
		2-7/16	TSB*-344024
		2-1/2	TSB*-354024
		2-7/16	TSB*-364024
1-3/4"	2-1/2	TSB*-374024	
	2-7/16	TSB*-384024	
	2-1/2	TSB*-394024	
	2-1/2	TSB*-404024	
	2-1/2	TSB*-414024	

## For ParaMount Housings (Metric Spheres)

SPHERE	LENGTH	SHAFT**	PART NO.**
40mm (1.575")	1-1/8	1/2	PSB*-084018
		9/16	PSB*-094018
		5/8	PSB*-104018
		11/16	PSB*-114018
		7/8	PSB*-144018
47mm (1.850")	1-1/4	3/4	PSB*-124720
52mm (2.047")	1-1/2	1	PSB*-164720
		3/4	PSB*-125224
		7/8	PSB*-145224
		15/16	PSB*-155224
		1	PSB*-165224
62mm (2.441")	1-3/4	1-1/8	PSB*-185224
		1-3/16	PSB*-196228
		1-1/4	PSB*-206228
		1-1/2	PSB*-246228
		1	PSB*-166228
72mm (2.835")	1-3/4	1-1/8	PSB*-186228
		1-3/16	PSB*-196228
		1-1/4	PSB*-206228
		1-1/2	PSB*-246228
		1	PSB*-166228
	1-5/8	1-15/16	PSB*-207228
		1-7/16	PSB*-217228
		1-3/8	PSB*-227228
		1-1/2	PSB*-237228
		1-9/16	PSB*-247228
80mm (3.150")	2	1-5/8	PSB*-257228
		1-11/16	PSB*-267228
		1-3/4	PSB*-277228
		2	PSB*-287228
		1-13/16	PSB*-297228
	1-5/8	1-7/8	PSB*-307228
		1-15/16	PSB*-317226
		2	PSB*-327226
		1-1/2	PSB*-248032
		1-9/16	PSB*-258032
85mm (3.346")	2	1-7/8	PSB*-308032
		1-5/8	PSB*-268532
		1-11/16	PSB*-278532
		1-3/4	PSB*-288532
		2	PSB*-328532
90mm (3.543")	2	1-13/16	PSB*-299032
		1-7/8	PSB*-309032
		1-15/16	PSB*-319032
		2-1/4	PSB*-369032
		2	PSB*-3210032
100mm (3.937")	2	2-1/8	PSB*-3410032
		2-3/16	PSB*-3510032
		2-1/4	PSB*-3610032
		2-7/16	PSB*-3910032
		2-1/2	PSB*-4010032
		2-11/16	PSB*-4310032
		2-7/8	PSB*-4610032
		2-15/16	PSB*-4710032
		3	PSB*-4810032

\*\*\* Please Specify Bearing Material | \*\*\* ANY SHAFT SIZE IS AVAILABLE UP TO THE MAXIMUM LISTED SIZE FOR EACH SIZE SPHERE | \*\*\*See page 124 to complete part number | \*\*\*For two piece sphere, add suffix -TP before completing part number

# POBCO Sanitary Mounts

## Medium and Heavy Duty

White Thermoplastic Housing with 440C stainless steel bearing is made of corrosion resistant materials. The medium duty inserts are POBCO Plus (lube-filled UHMW). All components including grease are USDA and FDA compliant materials. Mounts are ideal in many applications including food processing, bottling, and material handling. The Heavy Duty is provided with 2 set screws and lube fitting. The backs of these Mounts are Solid Plastic to help prevent bacteria growth.

### Pillow Block

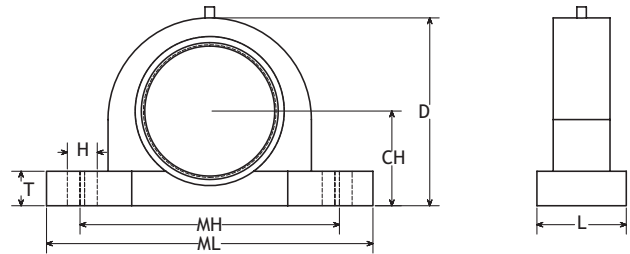
HEAVY DUTY STAINLESS STEEL INSERT	MEDIUM DUTY PLASTIC INSERT	SERIES	SHAFT DIAMETER	CH	MH	ML	D	L	HOLES (H)	T
PSSPB12	PPPB12	204	3/4"	1.31"	3.75"	5.00"	2.53"	1.50"	.50" x .75"	.50"
PSSPB16	PPPB16	205	1"	1.44"	4.13"	5.50"	2.78"	1.50"	.50" x .75"	.50"
PSSPB19	PPPB19	206	1-3/16"	1.69"	4.75"	6.50"	3.31"	1.88"	.56" x .75"	.59"
PSSPB20	PPPB20	206	1-1/4"	1.69"	4.75"	6.50"	3.31"	1.88"	.56" x .75"	.59"
PSSPB20L	PPPB20L	207	1-1/4"	1.81"	5.13"	6.63"	3.75"	1.88"	.59" X .72"	.63"
PSSPB23	PPPB23	207	1-7/16"	1.81"	5.13"	6.63"	3.75"	1.88"	.59" X .72"	.63"
PSSPB24	PPPB24	208	1-1/2"	1.94"	5.41"	7.25"	3.84"	2.13"	.56" x .69"	.66"



HEAVY DUTY



MEDIUM DUTY



### 2 Bolt Side Flange

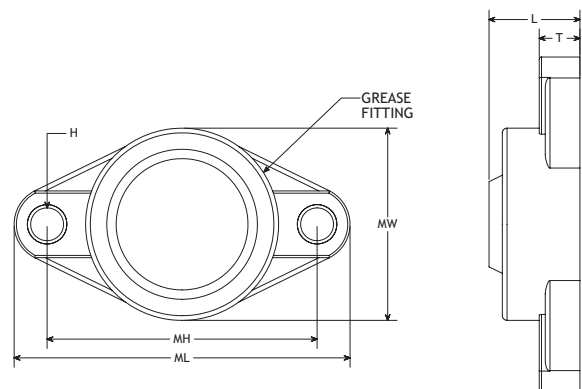
HEAVY DUTY STAINLESS STEEL INSERT	MEDIUM DUTY PLASTIC INSERT	SERIES	SHAFT DIAMETER	MH	ML	MW	L	T	HOLES (H)
PSS2FM12	PP2FM12	204	3/4"	3.55"	4.44"	2.38"	1.31"	.44"	.47"
PSS2FM16	PP2FM16	205	1"	3.89"	5.13"	2.69"	1.47"	.50"	.44"
PSS2FM19	PP2FM19	206	1-3/16"	4.61"	5.81"	3.16"	1.59"	.50"	.44"
PSS2FM20	PP2FM20	206	1-1/4"	4.61"	5.81"	3.16"	1.59"	.50"	.44"
PSS2FM20L	PP2FM20L	207	1-1/4"	5.13"	6.38"	3.56"	1.75"	.63"	.50"
PSS2FM23	PP2FM23	207	1-7/16"	5.13"	6.38"	3.56"	1.75"	.63"	.50"
PSS2FM24	PP2FM24	208	1-1/2"	5.69"	6.94"	3.81"	1.88"	.75"	.56"



HEAVY DUTY



MEDIUM DUTY





# POBCO Sanitary Mounts

## Medium and Heavy Duty

White Thermoplastic Housing with 440C stainless steel bearing is made of corrosion resistant materials. The medium duty inserts are POBCO Plus (lube-filled UHMW). All components including grease are USDA and FDA compliant materials. Mounts are ideal in many applications including food processing, bottling, and material handling. The Heavy Duty is provided with 2 set screws and lube fitting. The backs of these Mounts are Solid Plastic to help prevent bacteria growth.

### 3 Bolt Side Flange

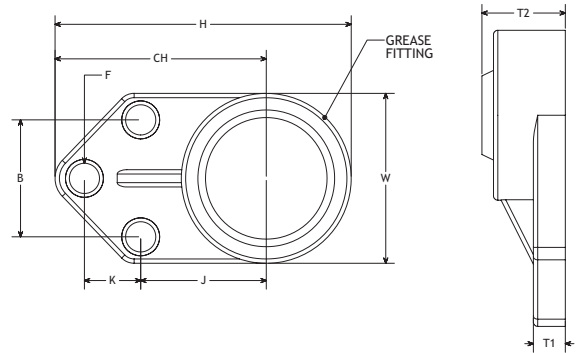
HEAVY DUTY STAINLESS STEEL INSERT	MEDIUM DUTY PLASTIC INSERT	SERIES	SHAFT DIAMETER	H	CH	W	B	K	J	T1	T2	HOLE (F)
PSS3FM12	PP3FM12	204	3/4"	4.31"	3.13"	2.44"	1.50"	1.00"	1.69"	.50"	1.38"	.44"
PSS3FM16	PP3FM16	205	1"	4.75"	3.50"	2.75"	1.63"	1.19"	1.81"	.50"	1.63"	.44"
PSS3FM19	PP3FM19	206	1-3/16"	5.50"	3.88"	3.25"	1.88"	1.25"	2.06"	.50"	1.63"	.44"
PSS3FM20	PP3FM20	206	1-1/4"	5.50"	3.88"	3.25"	1.88"	1.25"	2.06"	.50"	1.63"	.44"
PSS3FM20L	PP3FM20L	207	1-1/4"	6.13"	4.25"	3.75"	2.00"	1.31"	2.38"	.59"	1.88"	.44"
PSS3FM23	PP3FM23	207	1-7/16"	6.13"	4.25"	3.75"	2.00"	1.31"	2.38"	.59"	1.88"	.44"



HEAVY DUTY



MEDIUM DUTY



### 4 Bolt Side Flange

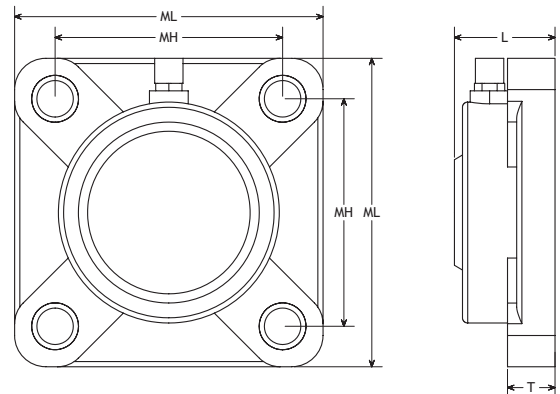
HEAVY DUTY STAINLESS STEEL INSERT	MEDIUM DUTY PLASTIC INSERT	SERIES	SHAFT DIAMETER	MH	ML	L	T	HOLES
PSS4FM12	PP4FM12	204	3/4"	2.52"	3.38"	1.31"	.47"	.47"
PSS4FM16	PP4FM16	205	1"	2.75"	3.75"	1.41"	.56"	.47"
PSS4FM19	PP4FM19	206	1-3/16"	3.27"	4.25"	1.59"	.56"	.47"
PSS4FM20	PP4FM20	206	1-1/4"	3.27"	4.25"	1.59"	.56"	.47"
PSS4FM20L	PP4FM20L	207	1-1/4"	3.63"	4.59"	1.75"	.63"	.55"
PSS4FM23	PP4FM23	207	1-7/16"	3.63"	4.59"	1.75"	.63"	.55"
PSS4FM24	PP4FM24	208	1-1/2"	4.02"	5.13"	2.00"	.63"	.56"



HEAVY DUTY



MEDIUM DUTY

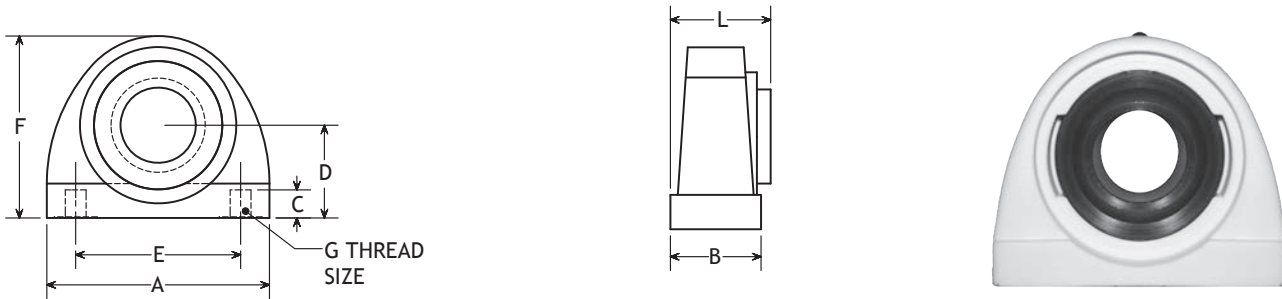




# POBCO Sanitary Mounts

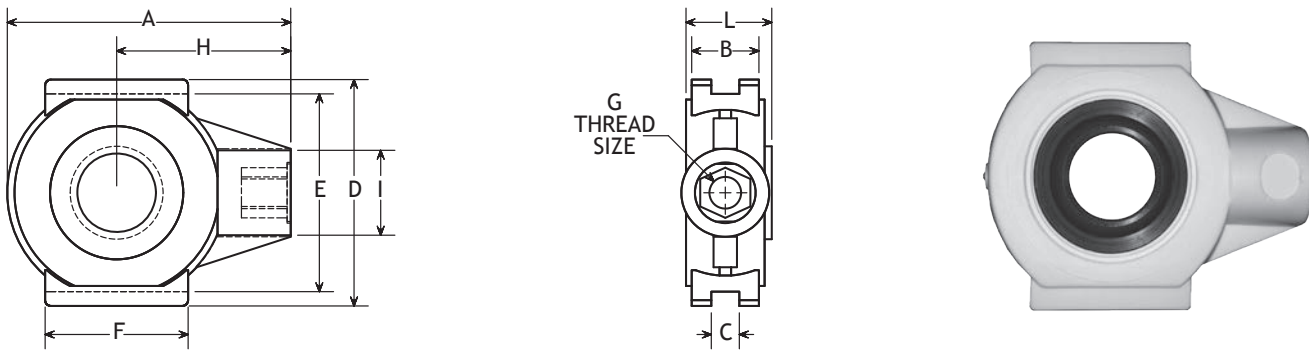
## Medium and Heavy Duty

White Thermoplastic Housing with 440C stainless steel bearing is made of corrosion resistant materials. The medium duty inserts are POBCO Plus (lube-filled UHMW). All components including grease are USDA and FDA compliant materials. Mounts are ideal in many applications including food processing, bottling, and material handling. The Heavy Duty is provided with 2 set screws and lube fitting. The backs of these Mounts are Solid Plastic to help prevent bacteria growth.



### Tapped Base

HEAVY DUTY STAINLESS STEEL INSERT	MEDIUM DUTY PLASTIC INSERT	SERIES	SHAFT DIAMETER	A	B	C	D	E	F	G	L
PSSTAP12	PPTAP12	204	3/4"	2.87	1.36	0.39	1.13	2.00	2.60	3/8 - 16	1.40
PSSTAP16	PPTAP16	205	1"	3.00	1.56	0.51	1.43	2.00	2.89	3/8 - 16	1.56
PSSTAP19	PPTAP19	206	1-3/16"	3.98	1.67	0.51	1.68	3.00	3.31	7/16 - 14	1.71
PSSTAP20	PPTAP20	206	1-1/4"	3.98	1.67	0.51	1.68	3.00	3.31	7/16 - 14	1.71

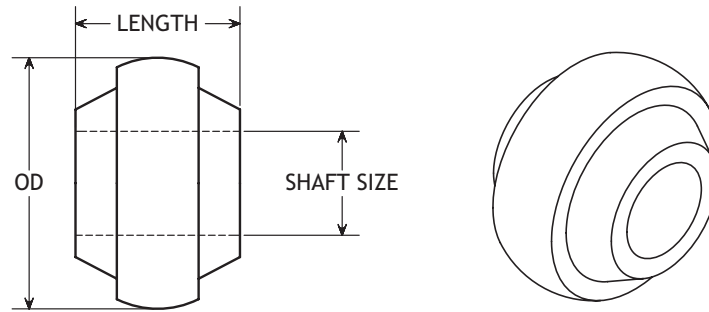


### Take-Up Unit

HEAVY DUTY STAINLESS STEEL INSERT	MEDIUM DUTY PLASTIC INSERT	SERIES	SHAFT DIAMETER	A	B	C	D	E	F	H	I	G	L
PSSTAKE12	PPTAKE12	204	3/4"	3.90	1.08	0.47	3.46	2.99	1.85	2.52	1.42	1/2 - 13	1.22
PSSTAKE16	PPTAKE16	205	1"	3.90	1.08	0.47	3.46	2.99	1.85	2.52	1.42	1/2 - 13	1.34
PSSTAKE19	PPTAKE19	206	1-3/16"	4.92	1.36	0.47	4.02	3.50	2.48	2.99	1.57	5/8 - 11	1.50
PSSTAKE20	PPTAKE20	206	1-1/4"	4.92	1.36	0.47	4.02	3.50	2.48	2.99	1.57	5/8 - 11	1.50

# POBCO Shoulder Relief Spherical Bearings

For Use in Standard Metal and Thermoplastic Housings



PLUS PART NO.	NYWEAR PART NUMBER	POBLON PART NUMBER	SHAFT	FIT SERIES	O.D. SPHERE	LENGTH
SBP0840mm14SR	SBNW0840mm14SR	SBTM0840mm14SR	1/2"	-	1.575"	0.875"
SBP1040mm14SR	SBNW1040mm14SR	SBTM1040mm14SR	5/8"	-	1.575"	0.875"
SBP1247mm20SR	SBNW1247mm20SR	SBTM1247mm20SR	3/4"	204	1.850"	1.250"
SBP1452mm20SR	SBNW1452mm20SR	SBTM1452mm20SR	7/8"	205	2.047"	1.250"
SBP1652mm20SR	SBNW1652mm20SR	SBTM1652mm20SR	1"	205	2.047"	1.250"
SBP1962mm22SR	SBNW1962mm22SR	SBTM1962mm22SR	1-3/16"	206	2.441"	1.375"
SBP2062mm22SR	SBNW2062mm22SR	SBTM2062mm22SR	1-1/4"	206	2.441"	1.375"
SBP2072mm24SR	SBNW2072mm24SR	SBTM2072mm24SR	1-1/4"	207	2.835"	1.500"
SBP2372mm24SR	SBNW2372mm24SR	SBTM2372mm24SR	1-7/16"	207	2.835"	1.500"
SBP2480mm24SR	SBNW2480mm24SR	SBTM2480mm24SR	1-1/2"	208	3.150"	1.500"
SBP2885mm24SR	SBNW2885mm24SR	SBTM2885mm24SR	1-3/4"	209	3.346"	1.732"
SBP3090mm24SR	SBNW3090mm24SR	SBTM3090mm24SR	1-7/8"	210	3.543"	1.732"
SBP3190mm24SR	SBNW3190mm24SR	SBTM3190mm24SR	1-15/16"	210	3.543"	1.732"
SBP32100mm24SR	SBNW32100mm24SR	SBTM32100mm24SR	2"	211	3.937"	1.968"
SBP39110mm28SR	SBNW39110mm28SR	SBTM39110mm28SR	2-7/16"	212	4.330"	2.126"

\*PLEASE SPECIFY BEARING INSERT MATERIAL SR = SHOULDER RELIEF

## Information

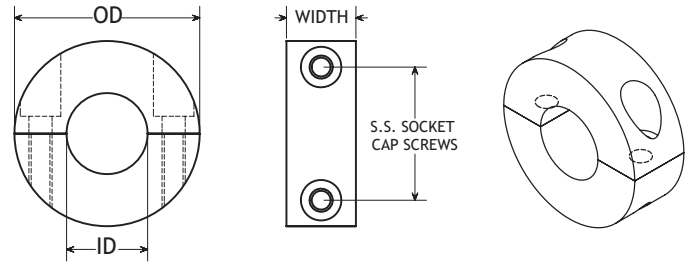
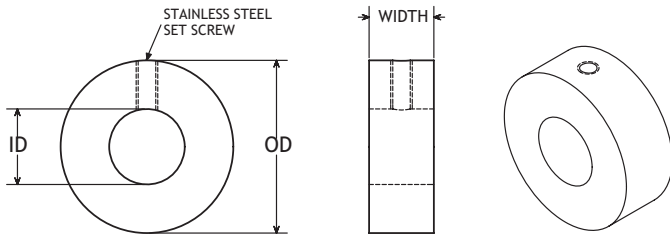
- UHMW
- Plus (Lube-filled UHMW)
- Nywear (Lube-filled Nylon)
- POBLON (High-temp PTFE Blend)

POBCO Shoulder Relief Spherical Bearings are excellent alternatives to ball bearing units when environments are dirty and corrosive resulting in premature failure of ball bearing units.

POBCO Plus is an economical material choice, providing low friction surface, and also complies with USDA and FDA regulations. For higher loads, consider POBCO Nywear in the natural food grade color. Applications requiring high temperature or extreme chemical resistance are more suitable for POBCO PTFE, and POBCO POBLON.

# POBCO Nylon Locking Collars

Also available in other Plastic & Hardwood Materials & Steel/Stainless Steel



## ONE PIECE SHAFT COLLAR

NYLON PART NO.**	I.D. INCHES	O.D. INCHES	WIDTH INCHES	SET SCREW
LCN041207	1/4"	3/4"	7/16"	10-24 x 1/4"
LCN051607	5/16"	1"	7/16"	10-24 x 1/4"
LCN061607	3/8"	1"	7/16"	10-24 x 1/4"
LCN071407	7/16"	7/8"	7/16"	1/4-20 x 1/4"
LCN081607	1/2"	1"	7/16"	1/4-20 x 1/4"
LCN081807*	1/2"	1-1/8"	7/16"	1/4-20 x 1/4"
LCN091808	9/16"	1-1/8"	1/2"	1/4-20 x 1/4"
LCN101808	5/8"	1-1/8"	1/2"	5/16-18 x 1/4"
LCN122009	3/4"	1-1/4"	9/16"	5/16-18 x 1/4"
LCN142409	7/8"	1-1/2"	9/16"	5/16-18 x 5/16"
LCN162610	1"	1-5/8"	5/8"	5/16-18 x 5/16"
LCN193211	1-13/16"	2"	11/16"	3/8-16 x 3/8"
LCN203211	1-1/4"	2"	11/16"	3/8-16 x 3/8"
LCN223412	1-3/8"	2-1/8"	3/4"	3/8-16 x 3/8"
LCN233612	1-7/16"	2-1/4"	3/4"	3/8-16 x 3/8"
LCN243612	1-1/2"	2-1/4"	3/4"	3/8-16 x 3/8"
LCN264013	1-5/8"	2-1/2"	13/16"	3/8-16 x 3/8"
LCN284414	1-3/4"	2-3/4"	7/8"	1/2-13 x 1/2"
LCN304414	1-7/8"	2-3/4"	7/8"	1/2-13 x 1/2"
LCN314814	1-15/16"	3"	7/8"	1/2-13 x 1/2"
LCN324814	2"	3"	7/8"	1/2-13 x 1/2"
LCN355215	2-3/16"	3-1/4"	15/16"	1/2-13 x 1/2"
LCN365215	2-1/4"	3-1/4"	15/16"	1/2-13 x 1/2"
LCN395616	2-7/16"	3-1/2"	1"	1/2-13 x 1/2"
LCN405616	2-1/2"	3-1/2"	1"	1/2-13 x 1/2"
LCN446016	2-3/4"	3-3/4"	1"	1/2-13 x 1/2"
LCN486818	3"	4-1/4"	1-1/8"	1/2-13 x 5/8"
LCN527218	3-1/4"	4-1/2"	1-1/8"	1/2-13 x 5/8"
LCN567618	3-1/2"	4-3/4"	1-1/8"	1/2-13 x 5/8"
LCN608018	3-3/4"	5"	1-1/8"	1/2-13 x 5/8"
LCN648418	4"	5-1/4"	1-1/8"	1/2-13 x 5/8"

\*Black Nylon

## TWO PIECE SHAFT COLLAR

NYLON PART NO.**	I.D. INCHES	O.D. INCHES	WIDTH INCHES	SOCKET CAP SCREW SIZE
LCN041606TP	1/4"	1"	3/8"	6-32
LCN051606TP	5/16"	1"	3/8"	6-32
LCN062008TP	3/8"	1-1/4"	1/2"	6-32
LCN072008TP	7/16"	1-1/4"	1/2"	6-32
LCN082209TP	1/2"	1-3/8"	9/16"	8-32
LCN092209TP	9/16"	1-3/8"	9/16"	8-32
LCN102610TP	5/8"	1-5/8"	5/8"	10-32
LCN122810TP	3/4"	1-3/4"	5/8"	10-32
LCN143212TP	7/8"	2"	3/4"	10-32
LCN163412TP	1"	2-1/8"	3/4"	1/4-20
LCN163412TPSQ	1" Square	2-1/8"	3/4"	1/4-20
LCN193712TP	1-3/16"	2-5/16"	3/4"	1/4-20
LCN203812TP	1-1/4"	2-3/8"	3/4"	1/4-20
LCN203812TPQ	1-1/4" Square	2-3/8"	3/4"	1/4-20
LCN224012TP	1-3/8"	2-1/2"	3/4"	1/4-20
LCN234212TP	1-7/16"	2-5/8"	3/4"	1/4-20
LCN244212TP	1-1/2"	2-5/8"	3/4"	1/4-20
LCN244212TPQ	1-1/2" Square	2-5/8"	3/4"	1/4-20
LCN264815TP	1-5/8"	3"	15/16"	5/16-18
LCN285015TP	1-3/4"	3-1/8"	15/16"	5/16-18
LCN305215TP	1-7/8"	3-1/4"	15/16"	5/16-18
LCN315215TP	1-15/16"	3-1/4"	15/16"	5/16-18
LCN325415TP	2"	3-3/8"	15/16"	5/16-18
LCN355815TP	2-3/16"	3-5/8"	15/16"	5/16-18
LCN365815TP	2-1/4"	3-5/8"	15/16"	5/16-18
LCN396618TP	2-7/16"	4-1/8"	1-1/8"	3/8-16
LCN406618TP	2-1/2"	4-1/8"	1-1/8"	3/8-16
LCN447018TP	2-3/4"	4-3/8"	1-1/8"	3/8-16
LCN487218TP	3"	4-1/2"	1-1/8"	3/8-16
LCN527618TP	3-1/4"	4-3/4"	1-1/8"	3/8-16
LCN568018TP	3-1/2"	5"	1-1/8"	3/8-16
LCN608418TP	3-3/4"	5-1/4"	1-1/8"	3/8-16
LCN648818TP	4"	5-1/2"	1-1/8"	3/8-16

PLEASE SPECIFY MATERIAL IF NOT NYLON  
- Other sizes available -

# POBCO SnapIdle® Chain Tensioner ANSI Standard Roller Chain

Floating Idler utilizes more pulling power of the sprocket and chain while reducing wear on both. The plastic saddle blocks come complete positioned in 304 stainless steel carriers.


POBCO SnapIdle® Chain Tensioners are available in Standard (PSI-ST Series), High Temp. (PSI-HT Series), Extra Heavy (PSI-XH Series), and Single Guide (PSI-SG Series). [SEE BULLETIN 600](#)

## CROSS REFERENCE CHART

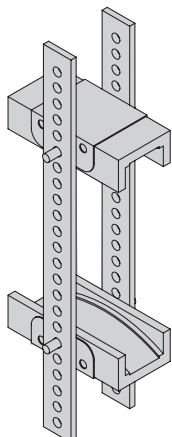
PART NO.	N= Snap Fit Side Straps	
PSI-	ANSI No.	ISO-B BS/DIN No.
#25N	25	
#35N	35	(06B)
#40 or #40N	(25-2, 41, 40, 52)	(08B)
#50 or #50N	(35-2, 50)	(10B, 06B-2)
#60	(40-2, 35-3, 60)	(12B, 08B-2)
#80	(50-2, 35-4, 80)	(16B, 20B, 10B-2)
#100	(60-2, 40-3, 76, 100)	(12B-2, 08B-3)
#120	(80-2, 50-3, 40-4, 120)	(24B, 10B-3)
#140	140	
#160	(50-4, 40-5, 160)	(28B, 32B, 16B-2, 12B-2)
#180	(60-3, 180, 100-2)	(40B, 20B-2)
#200	(120-2, 80-3, 60-4, 50-5, 40-6, 200)	
#240	(140-2, 160-2, 100-3, 80-4, 60-5, 50-6, 240)	(24B-2, 28B-2, 32B-2, 16B, 3, 20B-3)
#300	(180-2, 200-2, 240-2, 120-3, 140-3, 160-3, 100-4, 120-4, 140-4) (80-5, 100-5, 60-6, 80-6, 60-8)	(40B-2, 24B-3, 28B-3, 32B-3)
#400	(200-3, 240-3, 160-4, 200-4, 120-5, 140-5, 160-5, 100-6, 120-6) (140-6, 80-8, 100-8, 180-3, 180-4)	
#500	(240-4, 160-6, 120-8, 140-8, 180-5)	
#600	(180-6, 200-6, 240-5, 160-8)	

## To Determine Part Number:

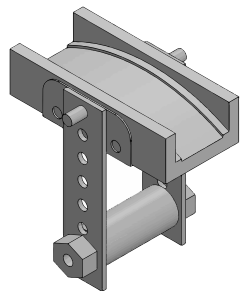
1. For **STANDARD** add ST to end of No. i.e. For #40 Chain - PSI-40-ST
2. For **HIGH TEMP.** add HT to end of No. i.e. For #60 Chain - #PSI-60-HT
3. For **EXTRA HEAVY** add XH to end of No. i.e. For #50 Chain - #PSI-50-XH
4. For **SINGLE GUIDE** add SG1 or SG2 to end of No. i.e. for #60 Chain - #PSI-60-SG1 or #PSI-60-SG2



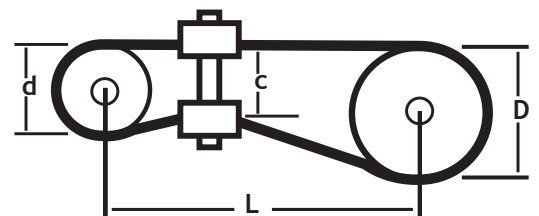
ADDITIONAL ENGINEERING DIMENSIONAL. DATA AVAILABLE AT [POBCOPLASTICS.COM](#).



“SG1” Series



“SG2” Series Fixed Mount

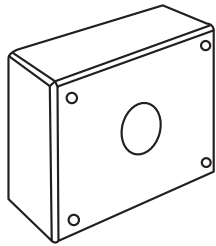


# POBCO AllplasticMount® and AllwoodMount® Bearings

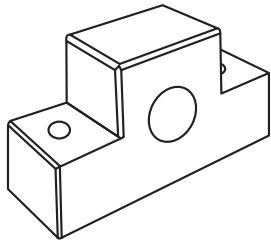


POBCO-B AllwoodMount bearings are custom made from our POBCO-B lubricant-impregnated hardwood. AllwoodMount bearings provide all the advantages inherent in our other lines of wood bearings. The bearings give excellent service, even when subjected to the presence of acids and alkalis or grit and dirt. They work well under wet conditions.

AllplasticMount (available in a variety of plastics) and AllwoodMount bearings can be manufactured to practically any size and shape to meet the overall design and mounting requirements of any given application, whether in pillow block or flange mount design. Mounting dimensions of most metal bearings can be duplicated. Irregular configurations can be machined to meet specific design requirements, a feature not possible with stock conventional bearings which cannot be redesigned or easily altered.



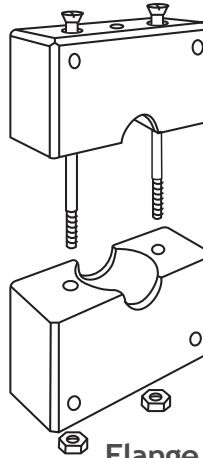
Flange Mount



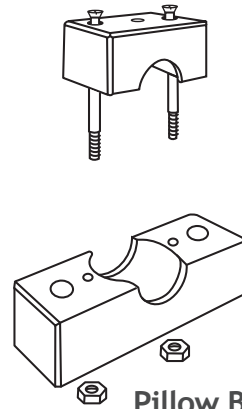
Pillow Block

## One Piece

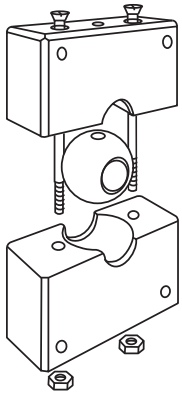
POBCO one piece AllwoodMount and AllplasticMount bearings are furnished with a bored and reamed hole.



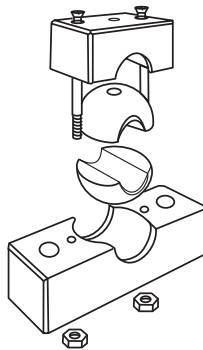
Flange Mount



Pillow Block



Flange Mount



Pillow Block

## Two Piece

POBCO two piece AllwoodMount and AllplasticMount bearings are divided at the shaft centerline for ease in assembly where shafts and components are already in position. Corrosion resistant retention bolts and nuts can be furnished.

*MATERIALS MUST BE SPECIFIED. POBCO LOCKING COLLARS (93) ARE AVAILABLE IN METAL, PLASTIC AND HARDWOOD MATERIALS.*

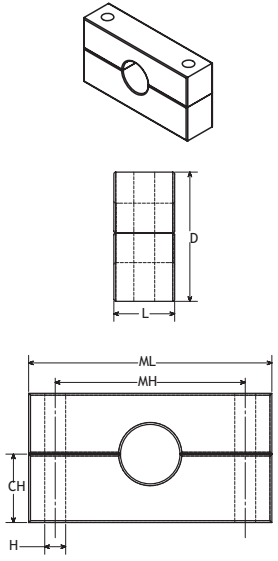
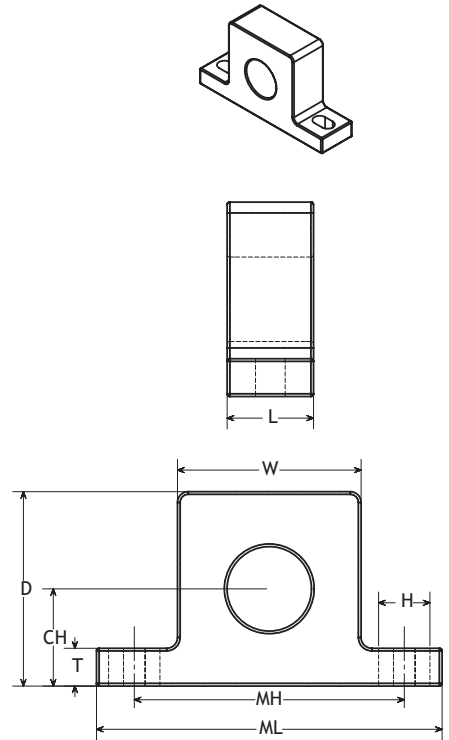
## Self Aligning

POBCO two piece AllwoodMount and AllplasticMount bearings are divided at the shaft centerline for ease in assembly where shafts and components are already in position. Corrosion resistant retention bolts and nuts can be furnished.

# POBCO AllplasticMount® and AllwoodMount® Bearings

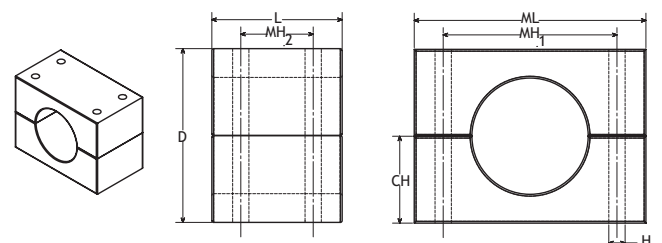
Available in a variety of POBCO Plastics including POBCO Ultra-D (UHMW), POBCO Plus (Food Grade Fluid Lube-Filled UHMW) and POBCO-B Wood Bearing Material.

Pillow Block									
PART NO.**	SHAFT SIZE***	CH	MH	D	ML	W	L	T	H
PB*-1954-08	1/2"	1-3/16"	3-3/8"	2-3/16"	4-3/4"	1-3/4"	1-1/2"	5/8"	7/16" x 7/8"
PB*-1954-10	5/8"	1-3/16"	3-3/8"	2-3/16"	4-3/4"	1-3/4"	1-1/2"	5/8"	7/16" x 7/8"
PB*-2160-12	3/4"	1-5/16"	3-3/4"	2-1/2"	5-1/4"	1-7/8"	1-1/2"	5/8"	7/16" x 15/16"
PB*-2364-13	13/16"	1-5/16"	3-3/4"	2-1/2"	5-1/4"	2-1/4"	1-1/2"	5/8"	7/16" x 15/16"
PB*-2364-14	7/8"	1-7/16"	4"	2-3/4"	5-1/2"	2-1/4"	1-1/2"	3/4"	7/16" x 15/16"
PB*-2364-15	15/16"	1-7/16"	4"	2-3/4"	5-1/2"	2-1/4"	1-1/2"	3/4"	7/16" x 15/16"
PB*-2364-16	1"	1-7/16"	4"	2-3/4"	5-1/2"	2-1/4"	1-1/2"	3/4"	7/16" x 15/16"
PB*-2776-17	1-1/16"	1-11/16"	4-3/4"	3-1/4"	6-1/4"	2-3/4"	1-1/2"	7/8"	9/16" x 1-1/16"
PB*-2776-18	1-1/8"	1-11/16"	4-3/4"	3-1/4"	6-1/4"	2-3/4"	1-1/2"	7/8"	9/16" x 1-1/16"
PB*-2776-19	1-3/16"	1-11/16"	4-3/4"	3-1/4"	6-1/4"	2-3/4"	1-1/2"	7/8"	9/16" x 1-1/16"
PB*-3080-20	1-1/4"	1-7/8"	5"	3-5/8"	6-1/2"	2-7/8"	1-3/4"	7/8"	9/16" x 1-1/16"
PB*-3080-22	1-3/8"	1-7/8"	5"	3-5/8"	6-1/2"	2-7/8"	1-3/4"	7/8"	9/16" x 1-1/16"
PB*-3080-23	1-7/16"	1-7/8"	5"	3-5/8"	6-1/2"	2-7/8"	1-3/4"	7/8"	9/16" x 1-1/16"
PB*-3286-24	1-1/2"	2"	5-3/8"	4"	7"	3-3/8"	1-3/4"	7/8"	9/16" x 1-1/16"
PB*-3492-28	1-3/4"	2-1/8"	5-3/4"	4-1/4"	7-1/2"	4"	2"	7/8"	9/16" x 1-1/16"
PB*-36100-31	1-15/16"	2-1/4"	6-1/4"	4-1/2"	8"	4-1/4"	2"	7/8"	11/16" x 1-3/16"
PB*-40108-32	2"	2-1/2"	6-3/4"	5"	8-3/4"	4-3/4"	2"	1"	11/16" x 1-5/16"
PB*-40108-35	2-3/16"	2-1/2"	6-3/4"	5"	8-3/4"	4-3/4"	2"	1"	11/16" x 1-5/16"
PB*-44120-36	2-1/4"	2-3/4"	7-1/2"	5-1/4"	9-1/2"	5-1/2"	2-1/2"	1"	11/16" x 1-5/16"
PB*-44120-38	2-3/8"	2-3/4"	7-1/2"	5-1/4"	9-1/2"	5-1/2"	2-1/2"	1"	11/16" x 1-5/16"
PB*-44120-39	2-7/16"	2-3/4"	7-1/2"	5-1/4"	9-1/2"	5-1/2"	2-1/2"	1"	11/16" x 1-5/16"



Two-Piece Pillow Block							
PART NO.**	SHAFT SIZE***	CH	MH	D	ML	L	H
PBTP*-1954-08	1/2"	1-3/16"	3-3/8"	2-3/16"	4-3/4"	1-1/2"	7/16"
PBTP*-1954-10	5/8"	1-3/16"	3-3/8"	2-3/16"	4-3/4"	1-1/2"	7/16"
PBTP*-2160-12	3/4"	1-5/16"	3-3/4"	2-1/2"	5-1/4"	1-1/2"	7/16"
PBTP*-2364-14	7/8"	1-7/16"	4"	2-3/4"	5-1/2"	1-1/2"	7/16"
PBTP*-2364-15	15/16"	1-7/16"	4"	2-3/4"	5-1/2"	1-1/2"	7/16"
PBTP*-2364-16	1"	1-7/16"	4"	2-3/4"	5-1/2"	1-1/2"	7/16"
PBTP*-2776-17	1-1/16"	1-11/16"	4-3/4"	3-1/4"	6-1/4"	1-1/2"	9/16"
PBTP*-2776-18	1-1/8"	1-11/16"	4-3/4"	3-1/4"	6-1/4"	1-1/2"	9/16"
PBTP*-2776-19	1-3/16"	1-11/16"	4-3/4"	3-1/4"	6-1/4"	1-1/2"	9/16"
PBTP*-3080-20	1-1/4"	1-7/8"	5"	3-5/8"	6-1/2"	1-3/4"	9/16"
PBTP*-3080-23	1-7/16"	1-7/8"	5"	3-5/8"	6-1/2"	1-3/4"	9/16"
PBTP*-3286-24	1-1/2"	2"	5-3/8"	4"	7"	1-3/4"	9/16"
PBTP*-3492-28	1-3/4"	2-1/8"	5-3/4"	4-1/4"	7-1/2"	2"	9/16"
PBTP*-36100-31	1-15/16"	2-1/4"	6-1/4"	4-1/2"	8"	2"	11/16"

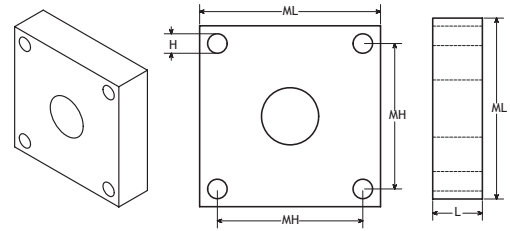
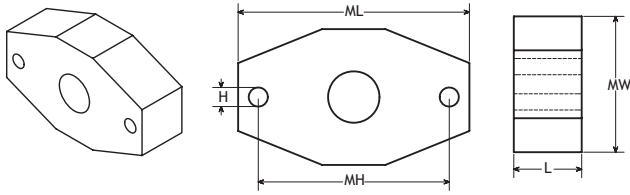
Two-Piece Pillow Block									
PART NO.**	MAX	CH	MH1	MH2	D	ML	L	H	QTY H.
PBTP*-3652	2-1/2"	2-1/4"	3-1/4"	***	4-1/2"	4-1/2"	1-3/4"	9/16"	2
PBTP*-3660	3"	2-1/4"	3-3/4"	***	4-1/2"	5"	1-3/4"	9/16"	2
PBTP*-4068	3-1/2"	2-1/2"	4-1/2"	1-1/2"	5"	6-1/2"	3"	9/16"	4
PBTP*-4896	4"	3"	6"	2-1/2"	6"	8"	4-1/2"	9/16"	4



Speed and Load information available, please inquire. See page 124 to complete part number.  
 \* Please Specify Bearing Material  
 \*\* See Properties of POBCO Materials to complete part number, for two piece sphere, add suffix -TP before completing part number.  
 \*\*\* Any Shaft Size Is Available Up To The Maximum Listed Size For Each Amount. Materials must be specified - Specify Loads, Speeds and Operating Conditions

# POBCO AllplasticMount® and AllwoodMount® Bearings

Available in a variety of POBCO Plastics including POBCO Ultra-D (UHMW), POBCO Plus (Food Grade Fluid Lube-Filled UHMW) and POBCO-B Wood Bearing Material.



## 2-Bolt Flange Mount

PART NO.**	SHAFT SIZE***	MH	ML	MW	L	H
2FM*-48-08	1/2"	3"	3-7/8"	2-1/8"	1-1/4"	7/16"
2FM*-57-12	3/4"	3-9/16"	4-7/16"	2-1/2"	1-1/2"	7/16"
2FM*-62-16	1"	3-7/8"	4-15/16"	2-3/4"	1-1/2"	7/16"
2FM*-74-19	1-3/16"	4-5/8"	5-5/8"	3-1/4"	1-1/2"	9/16"
2FM*-82-20	1-1/4"	5-1/8"	6-1/8"	3-5/8"	1-3/4"	9/16"
2FM*-82-23	1-7/16"	5-1/8"	6-1/8"	3-5/8"	1-3/4"	9/16"
2FM*-90-24	1-1/2"	5-5/8"	6-13/16"	4"	2"	9/16"

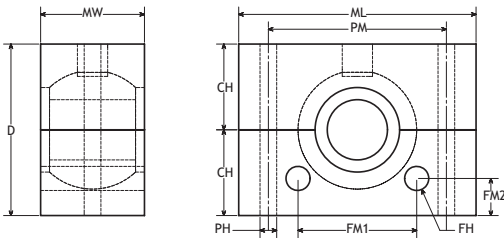
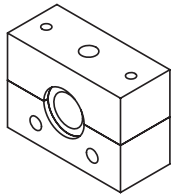
## 4-Bolt Flange Mount

PART NO.**	SHAFT SIZE***	MH	ML	L	H
4FM*-34-08	1/2"	2-1/8"	3-3/8"	1"	7/16"
4FM*-40-12	3/4"	2-1/2"	3-3/8"	1-1/4"	7/16"
4FM*-44-16	1"	2-3/4"	3-3/4"	1-1/4"	7/16"
4FM*-52-19	1-3/16"	3-1/4"	4-1/4"	1-1/2"	9/16"
4FM*-58-20	1-1/4"	3-5/8"	4-3/4"	1-1/2"	9/16"
4FM*-58-23	1-7/16"	3-5/8"	4-3/4"	1-1/2"	9/16"
4FM*-64-24	1-1/2"	4"	5-1/8"	1-3/4"	9/16"
4FM*-70-31	1-15/16"	4-3/8"	5-1/2"	1-3/4"	11/16"
4FM*-82-32	2"	5-1/8"	6-3/8"	1-3/4"	11/16"
4FM*-90-39	2-7/16"	5-5/8"	6-7/8"	2"	11/16"

These bearings are designed to interchange with most conventional mounts. Non-cataloged sizes and shapes, including sizes larger than those listed, are available.

## Self-Aligning Mount

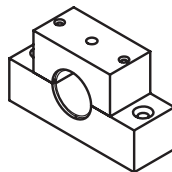
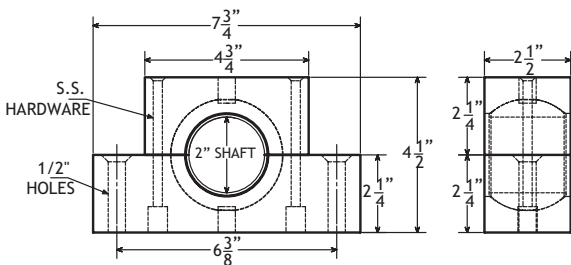
PART NO.**	SHAFT SIZE***	CH	PM	FM1	FM2	D	ML	MW	PH	FH
MS*-19-08	1/2"	1-3/16"	2-3/8"	1-3/8"	7/16"	2-3/8"	3-3/8"	1-1/4"	5/16"	7/16"
MS*-19-10	5/8"	1-3/16"	2-3/8"	1-3/8"	7/16"	2-3/8"	3-3/8"	1-1/4"	5/16"	7/16"
MS*-19-11	11/16"	1-3/16"	2-3/8"	1-3/8"	7/16"	2-3/8"	3-3/8"	1-1/4"	5/16"	7/16"
MS*-21-12	3/4"	1-5/16"	2-1/2"	1-1/2"	1/2"	2-5/8"	3-1/2"	1-3/8"	1/4"	3/8"
MS*-23-14	7/8"	1-7/16"	3"	2"	5/8"	2-7/8"	4"	1-3/4"	1/4"	3/8"
MS*-23-15	15/16"	1-7/16"	3"	2"	5/8"	2-7/8"	4"	1-3/4"	1/4"	3/8"
MS*-23-16	1"	1-7/16"	3"	2"	5/8"	2-7/8"	4"	1-3/4"	1/4"	3/8"
MS*-27-18	1-1/8"	1-11/16"	3-3/8"	2-14"	5/8"	3-3/8"	4-5/8"	1-15/16"	3/8"	1/2"
MS*-27-19	1-3/16"	1-11/16"	3-3/8"	2-1/4"	5/8"	3-3/8"	4-5/8"	1-15/16"	3/8"	1/2"
MS*-30-20	1-1/4"	1-7/8"	3-3/4"	2-5/8"	3/4"	3-3/4"	5"	2-5/16"	3/8"	1/2"
MS*-30-21	1-5/16"	1-7/8"	3-3/4"	2-5/8"	3/4"	3-3/4"	5"	2-5/16"	3/8"	1/2"
MS*-30-22	1-3/8"	1-7/8"	3-3/4"	2-5/8"	3/4"	3-3/4"	5"	2-5/16"	3/8"	1/2"
MS*-30-23	1-7/16"	1-7/8"	3-3/4"	2-5/8"	3/4"	3-3/4"	5"	2-5/16"	3/8"	1/2"
MS*-32-24	1-1/2"	2"	4"	2-7/8"	3/4"	4"	5-1/4"	2-1/2"	3/8"	1/2"
MS*-34-26	1-5/8"	2-1/8"	4-3/8"	3-1/4"	3/4"	4-1/4"	5-5/8"	2-7/8"	3/8"	1/2"
MS*-34-27	1-11/16"	2-1/8"	4-3/8"	3-1/4"	3/4"	4-1/4"	5-5/8"	2-7/8"	3/8"	1/2"
MS*-34-28	1-3/4"	2-1/8"	4-3/8"	3-1/4"	3/4"	4-1/4"	5-5/8"	2-7/8"	3/8"	1/2"
MS*-36-31	1-15/16"	2-1/4"	5-1/8"	3-5/8"	3/4"	4-1/2"	6-5/8"	3-1/8"	1/2"	1/2"
MS*-40-32	2"	2-1/2"	5-1/2"	4"	3/4"	5"	7"	3-7/16"	1/2"	1/2"
MS*-40-34	2-1/8"	2-1/2"	5-1/2"	4"	3/4"	5"	7"	3-7/16"	1/2"	1/2"
MS*-40-35	2-3/16"	2-1/2"	5-1/2"	4"	3/4"	5"	7"	3-7/16"	1/2"	1/2"



## POBCO B Wood Frick Mount

#7SD-654 2" Shaft

IE: Refrigeration Cooling Towers (Other Sizes & Plastics Available)



See page 124 to complete part number

\* Please Specify Bearing Material

\*\* See Properties of POBCO Materials to complete part number, for two piece sphere, add suffix -TP before completing part number.

\*\*\* Any Shaft Size Is Available Up To The Maximum Listed Size For Each Amount. Materials must be specified - Specify Loads, Speeds and Operating Conditions



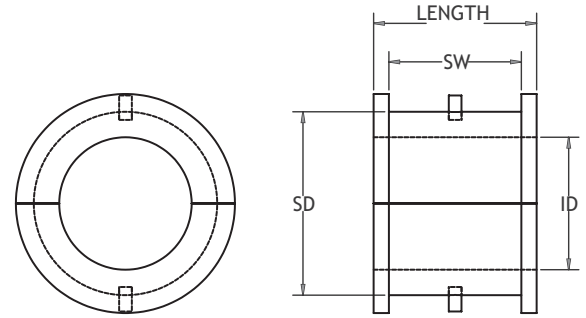
# POBCO Hanger Bearings

Materials Available POBCO-B Wood Bearing Material and a variety of POBCO Plastics including POBCO UHMW, Plus (lube-Filled UHMW), Nylon\*, Nylon MD\*, PTFE, POBLON, PEEK, and ERTALYTE®

\*Nylon & Nylon MD (Nylatron®) DF Series Supplied with Locking Tabs (Not Pins) to prevent rotation in Hanger.

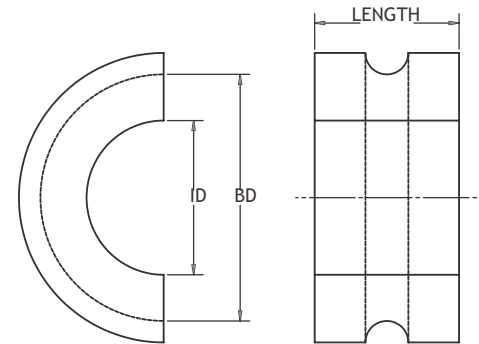
## Hanger Styles 20B, 26B, 28B, 220, 226, 326

ID	SD	SW	LENGTH	PART NO.*
1"	1-1/2"	1-1/16"	1-7/16"	DF*-162423
1-1/4"	2-1/8"	1-9/16"	1-15/16"	DF*-203431
1-1/2"	2-1/8"	1-9/16"	1-15/16"	DF*-243431
2"	2-3/4"	1-9/16"	1-15/16"	DF*-324431
2-7/16"	3-1/4"	2-3/8"	2-15/16"	DF*-395247
3"	4"	2-3/8"	2-15/16"	DF*-486447
3-7/16"	4-3/4"	3-1/8"	3-15/16"	DF*-557663
3-15/16"	5-1/4"	3-1/8"	3-15/16"	DF*-638463
4-7/16"	5-13/16"	4-1/4"	4-15/16"	DF*-719379



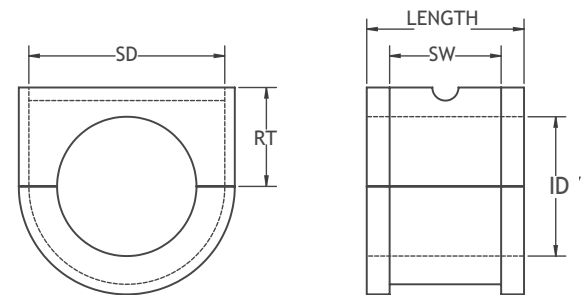
## Hanger Styles 17, 18B, 19B, 40

ID	BD	LENGTH	PART NO.*
1"	1-1/2"	1-7/16"	CA*-162423
1-1/2" (6" trough)	2"	1-15/16"	CA*-243231
1-1/2" (9" trough)	2-3/8"	1-15/16"	CA*-243831
2"	3"	1-15/16"	CA*-324831
2-7/16"	3-11/16"	2-15/16"	CA*-395947
3"	4-1/8"	2-15/16"	CA*-486647
3-7/16"	4-11/16"	3-15/16"	CA*-557563



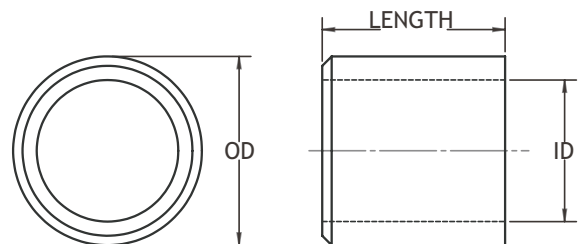
## Hanger Styles 16B, 216, 216F, 230, 316

ID	SD	SW	RT	LENGTH	PART NO.*
1"	1-9/16"	1-1/8"	1"	1-7/16"	RH*-162523
1-1/2"	2-1/4"	1-3/8"	1-3/8"	1-15/16"	RH*-243631
2"	3-1/4"	1-5/8"	1-5/8"	1-15/16"	RH*-325231
2-7/16"	4"	1-5/8"	2-1/8"	2-15/16"	RH*-396447
3"	4-1/2"	2-1/8"	2-1/4"	2-15/16"	RH*-487247
3-7/16"	4-7/8"	3-1/16"	2-7/16"	3-15/16"	RH*-557863
3-15/16"	5-3/8"	3"	2-11/16"	3-15/16"	RH*-638663
4-7/16"	6-3/16"	4-1/4"	3-1/4"	4-15/16"	RH*-719979



## Hanger Styles 200A, 300A

ID	OD	LENGTH	PART NO.*
1-1/2"	2"	1-15/16"	SL*-243231
2"	2-1/2"	1-15/16"	SL*-324031
2-7/16"	2-15/16"	2-15/16"	SL*-394747
3"	3-1/2"	2-15/16"	SL*-485647
3-7/16"	4-1/8"	3-15/16"	SL*-556563



# POBCO Hanger Bearings

In general, bearing support stations on screw conveyors must be classified as severe service. The materials handled are often corrosive and abrasive and sometimes moisture laden.

Conditions are encountered that can disintegrate conventional bearings in extremely short time while also scoring and pitting the journals.

In contrast, POBCO-B Wood hanger bearings are unaffected by most corrosive materials and work well even under moist conditions. When abrasive materials are being handled, the small amount of particles that reach the bearing surface become embedded in the POBCO-B Wood material without adversely affecting the bearings' performance. These factors allow POBCO-B Wood to handle a wide variety of materials on this equipment.

POBCO-B Wood hanger bearings are self-lubricating for life. They are ideal for installation in screw conveyor assemblies, where the bearings are usually inaccessible. The long life of POBCO-B Wood bearings and the elimination of excessive shaft wear are major factors in reducing high maintenance costs and periodic shutdowns.

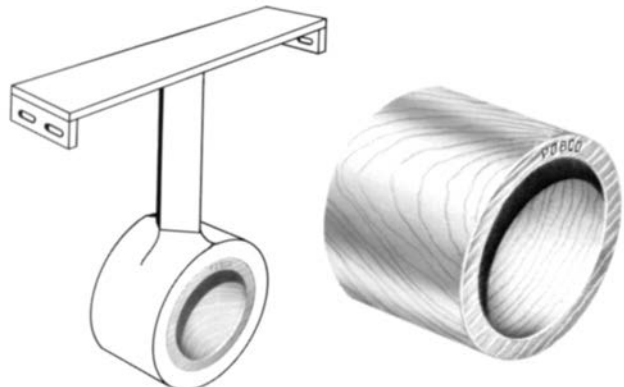
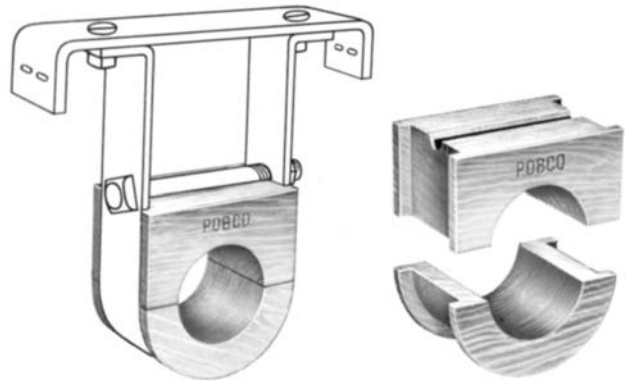
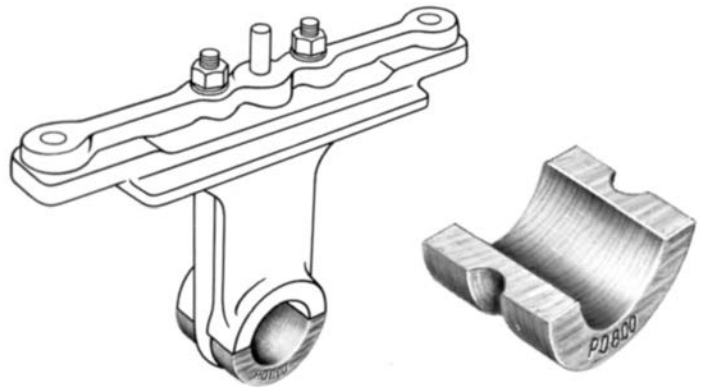

POBCO-B Wood bearings are the quietest bearings made for screw conveyors, whether operating slowly or at an accelerated pace. They eliminate the noisy metal-to-metal sounds inherent in such machinery employing metal bearings.

The hanger bearings listed are the most commonly used.

Non-cataloged hanger bearing sizes and shapes, including sizes larger than those listed, are available.

POBCO does not supply the metal hangers.

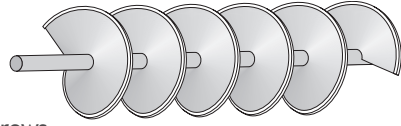
*SEE SCREW CONVEYOR AUGER FLIGHT EDGING PAGE 102 AND DRAG FLIGHTS ON PAGE 103*



# POBCO Screw Conveyor Flight Edging

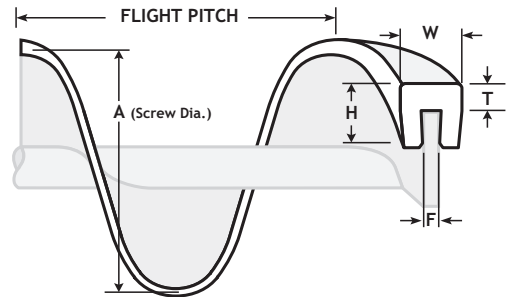
POBCO Ultra-D Flight Edging is used to snap-on over the screw conveyor flight to extend the life of the flight and to allow for improved clean-out of the trough. It is normally installed by winding it along the screw so that it snaps on in the well between the flights and secured with metal rivets. Starting at one end the UHMW plastic is tapped into place by moving along the length of the screw. This Ultra-D plastic is stabilized against ultra-violet light radiation. The center bearing on short conveyors can sometimes be eliminated when the center of the screw sits lightly in the trough.

- UV Stabilized For Outdoor Use
- Improve Clean-Out Of Troughs
- Eliminate Hangers On Shorter Runs
- Use With Helicoid Or Sectional Flights
- Reduce Noise And Wear On Rubbing Screws



To determine approximate amount of edging required in feet when:

- Full Pitch = length of conveyor section in feet x 3.4
- Half Pitch = length of conveyor section in feet x 6.7
- Irregular Pitch = no. of pitches x Dia. (in inches) x .262



## 50 FT. STANDARD COIL LENGTHS.

ULTRA-D PART NUMBER	"A" DIA. OF SCREW	"F" FLIGHT THICKNESS	"W" WIDTH ACROSS TOP	"T" THICKNESS OF WEAR TOP	"H" HEIGHT
PFE4-6-063	6"	1/16"	.440"	.350"	.750"
PFE4-6-104	6"	3/32" & .104"	.440"	.340"	.870"
PFE4-6-134	6"	1/8" & .134"	.440"	.350"	.750"
PFE6-6-188	6"	3/16"	.630"	.350"	.750"
PFE7-6-375	6"	3/8"	.630"	.350"	.750"
PFE4-93/8-.09.15	9" to 9-3/8"	3/32" & .104"	.440"	.150"	.800"
PFE4-9-.09.25L	9"	3/32" & .104"	.430"	.250"	.770"
PFE4-9-104	9"	3/32"	.440"	.340"	.870"
PFE4-9-134	9"	1/8" & .134"	.440"	.350"	.750"
PFE6-9-188	9"	3/16"	.630"	.350"	.750"
PFE6-9-250	9"	7/32" & 1/4"	.630"	.350"	.750"
PFE7-9-375	9"	3/8"	.630"	.350"	.750"
PFE4-12-.09.25L	12"	3/32" & .104"	.440"	.245"	.775"
PFE4-12-104	12"	3/32"	.440"	.340"	.870"
PFE4-12-134	12"	1/8" & .134"	.440"	.350"	.750"
PFE6-12-188	12"	3/16"	.630"	.350"	.750"
PFE6-12-250	12"	1/4"	.630"	.350"	.750"
PFE7-12-375	12"	3/8"	.630"	.350"	.750"
PFE4-16-134	16"	1/8" & .134"	.440"	.350"	.750"
PFE6-16-188	16"	3/16"	.630"	.350"	.750"
PFE6-16-250	16"	7/32" & 1/4"	.630"	.350"	.750"
PFE7-16-375	16"	3/8"	.630"	.350"	.750"
PFE6-18-188	18"	3/16"	.630"	.350"	.750"
PFE6-18-250	18"	7/32" & 1/4"	.630"	.350"	.750"
PFE7-18-375	18"	3/8"	.630"	.350"	.750"
PFE6-20-188	20"	3/16"	.630"	.350"	.750"
PFE6-20-250	20"	7/32" & 1/4"	.630"	.350"	.750"
PFE7-20-375	20"	3/8"	.630"	.350"	.750"
PFE6-24-188	24"	3/16"	.630"	.350"	.750"
PFE6-24-250	24"	7/32" & 1/4"	.630"	.350"	.750"
PFE7-24-375	24"	3/8"	.630"	.350"	.750"
PFE6-30-188	30"	3/16"	.630"	.350"	.750"
PFE6-30-250	30"	7/32" & 1/4"	.630"	.350"	.750"
PFE7-30-375	30"	3/8"	.630"	.350"	.750"

PLEASE INQUIRE FOR CUSTOM RUNS OF UNLISTED SIZES.

# POBCO Custom Drag Flight Specifications

Quantity: \_\_\_\_\_ Part No: \_\_\_\_\_ Date: \_\_\_\_\_  
 (given when ordered)

Customer: \_\_\_\_\_

Phone: \_\_\_\_\_ Fax: \_\_\_\_\_

## ROUND BOTTOM FLIGHTS



SCREW CONVEYOR



ESSMUELLER



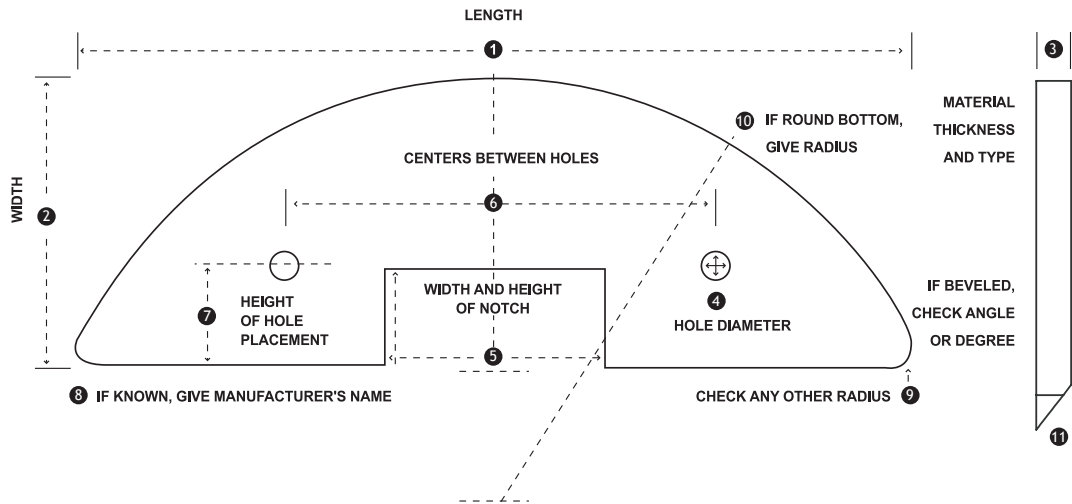
THOMAS CONVEYOR



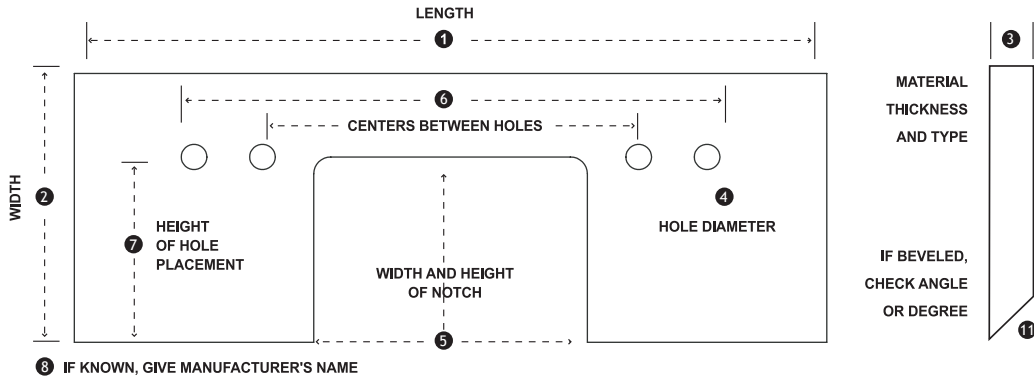
JEFFREY



EHRSAM



## EN MASSE FLIGHTS



Please fill in the following information and fax back to POBCO® @ (508)791-3247

Round Bottom Flight  En Masse Flight

Material: \_\_\_\_\_

1 \_\_\_\_\_ 6 \_\_\_\_\_

2 \_\_\_\_\_ 7 \_\_\_\_\_

3 \_\_\_\_\_ 8 \_\_\_\_\_

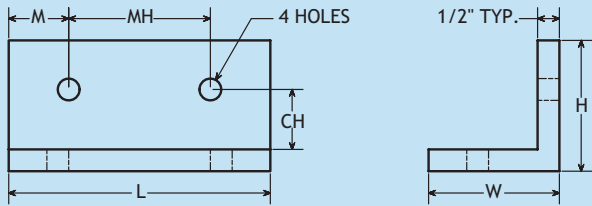
4 \_\_\_\_\_ 9 \_\_\_\_\_

5 \_\_\_\_\_ 10 \_\_\_\_\_

11 \_\_\_\_\_

# POBCO Ultra-D Guide Angles (Wearshoes)

(Ultra-D: UHMWPE Plastic) for Water Treatment System



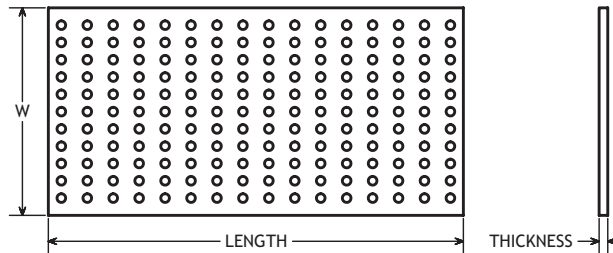
Ultra-D Carrying Wearshoe						
PART NUMBER	W/H	L	CH	M	MH	HOLES
GAU-CW1	3"	5-1/2"	1-5/16"	7/8"	3-3/4"	1/2"
GAU-CW2	3"	5-1/2"	1-3/8"	7/8"	3-3/4"	1/2"
GAU-CW3	3"	6"	1-3/8"	1-1/8"	3-3/4"	1/2"

Other Sizes Available

## POBCO Custom Perforated Sheet

### Materials:

- POBCO Ultra-D
- REPRO Black
- Nylon
- Polypropylene and Other materials



## POBCO Ultra-D Water Treatment/Sewerage System Wear Strip

(Ultra-D: UHMWPE Plastic)



### ULTRA-D Starter Wearstrip

PART NUMBER	THICKNESS	WIDTH	LENGTH	CENTER LINE
WTSU-1	3/8"	2-5/8"	120"	1-5/16"
WTSU-2	3/8"	3"	120"	1-1/2"
WTSU-3	1/2"	2-1/2"	120"	1-1/4"
WTSU-4	1/2"	3"	120"	1-1/2"

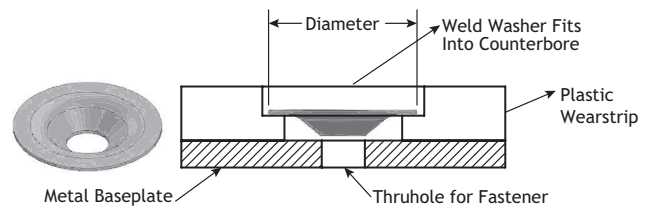
### ULTRA-D Filler Wearstrip

PART NUMBER	THICKNESS	WIDTH	LENGTH	CENTER LINE
WTFU-1	3/8"	2-5/8"	120"	1-5/16"
WTFU-2	3/8"	3"	120"	1-1/2"
WTFU-3	1/2"	2-1/2"	120"	1-1/4"
WTFU-4	1/2"	3"	120"	1-1/2"

## POBCO Weld Washers & Plastic Plugs

Water treatment wearstrips are fastened using stainless or carbon steel weld washers, and are covered with Ultra-D Plastic Plugs (Press Fit).

PART NUMBER	MATERIAL	DIAMETER
WWCS22	Carbon Steel	1-3/8"
WWSS22	Stainless Steel	1-3/8"



## POBCO Tongue & Groove Wearstrips

POBCO Plastic Tongue & Groove Wear Strips are used in applications where an added Expansion and Contraction factor is necessary to provide binding and bucking.

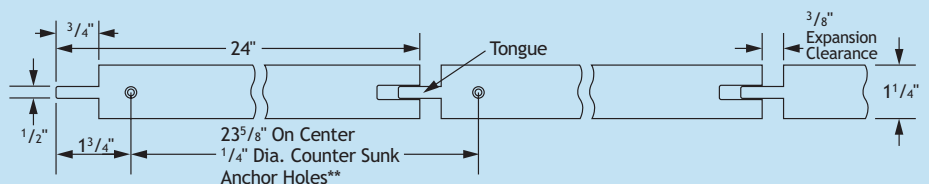
\*Other Sizes & Shapes are Available. Please Specify Material

PART NUMBER	THICKNESS	LENGTH
TGWS*-0420L24	1/4"	24"
TGWS*-0620L24	3/8"	24"
TGWS*-0820L24	1/2"	24"

\*\*1/4" Plastic Drive Rivets on page 49

### Materials:

- POBCO Ultra-D (UHMWPE)
- POBCO Plus (Food grade Fluid Lube-Filled UHMWPE)
- POBCO PTFE (Hi-Temp)
- POBCO UH (Hi-Temp UHMWPE)

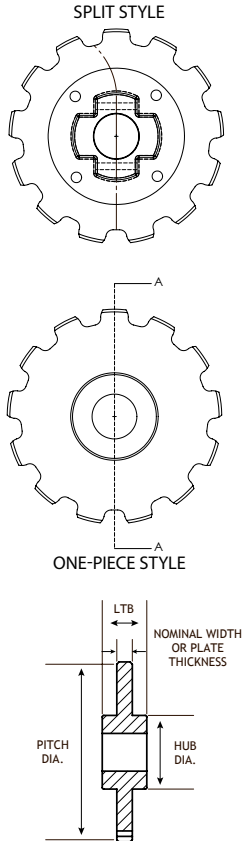


# POBCO Mill Sprockets

Molded Black Repro UHMW  
78 Series: 2.609" Pitch chain  
One Piece and Split Style

Type C Hub, Plate thickness = 7/8"

Please inquire about chain sizes suitable to the above sprockets. Other sizes available as machined items, please inquire.



PART NO. ONE PIECE	PART NO. SPLIT	# OF TEETH	PITCH DIA.	HUB DIA.	LTB	BORE
SPRURB78C512	-	5	4.44"	3-1/8"	2-1/8"	3/4"
SPRURB78C616	-	6	5.22"	4"	2-1/4"	1"
SPRURB78C816	-	8	6.82"	3-7/8"	2-7/8"	1"
SPRURB78C923	-	9	7.63"	3-7/8"	2-7/8"	1-7/16"
SPRURB78C928	-	9	7.63"	3-7/8"	2-7/8"	1-3/4"
SPRURB78C931	-	9	7.63"	3-7/8"	2-7/8"	1-15/16"
SPRURB78C1031	-	10	8.44"	3-7/8"	2-7/8"	1-15/16"
SPRURB78C1231	SPRURB78C1231TP	12	10.08"	4-3/4"	2-7/8"	1-15/16"
SPRURB78C1235	SPRURB78C1235TP	12	10.08"	4-3/4"	2-7/8"	2-3/16"
SPRURB78C1239	SPRURB78C1239TP	12	10.08"	4-3/4"	2-7/8"	2-7/16"
SPRURB78C1247	SPRURB78C1247TP	12	10.08"	4-3/4"	2-7/8"	2-15/16"
SPRURB78C1331	SPRURB78C1331TP	13	10.90"	4-3/4"	2-7/8"	1-15/16"
SPRURB78C1335	SPRURB78C1335TP	13	10.90"	4-3/4"	2-7/8"	2-3/16"
SPRURB78C1339	SPRURB78C1339TP	13	10.90"	4-3/4"	2-7/8"	2-7/16"
SPRURB78C1347	SPRURB78C1347TP	13	10.90"	4-3/4"	2-7/8"	2-15/16"
SPRURB78C1431	SPRURB78C1431TP	14	11.72"	4-3/4"	2-7/8"	1-15/16"
SPRURB78C1435	SPRURB78C1435TP	14	11.72"	4-3/4"	2-7/8"	2-3/16"
SPRURB78C1439	SPRURB78C1439TP	14	11.72"	4-3/4"	2-7/8"	2-7/16"
SPRURB78C1447	SPRURB78C1447TP	14	11.72"	4-3/4"	2-7/8"	2-15/16"

## POBCO Gear Racks

DP

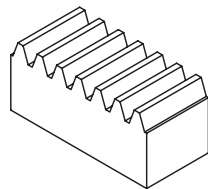
FACE WIDTH

OVERALL THICKNESS

LENGTH (4FT STD.)

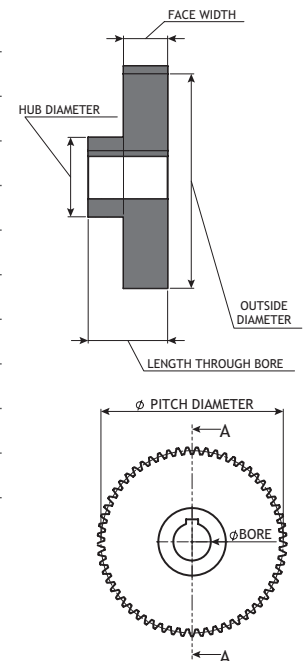
QTY

PA



## POBCO Plastic Spur Gears

MATERIAL	
DP	
TEETH	
OD	
PD	
QTY	
PA	
FACE	
HUB DIA	
BORE	



pobco@pobcoplastics.com

FAX: 508.791.3247

T: 508.791.6376

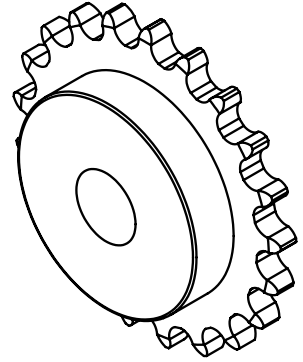
# POBCO Roller Chain Sprockets - Type B Hub

Please inquire for Double Pitch Roller Chain Sprockets, Double Strands, A Plate, or C Hub styles.

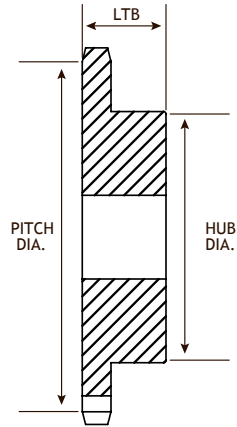
Available in the following POBCO materials:

- U-Ultra-D (UHMW)
- NW-Nywear (Natural Food Grade Oil Filled Nylon)
- MD-Nylon MD (Nylatron GS)

Roller Chain Sprocket For #25 - 1/4" Pitch Roller Chain in Glass Filled Nylon Plate Thickness = .110"						
PART NO.	# TEETH	OUTSIDE DIA.	PITCH DIA.	HUB DIA.	HUB PROJ.	STOCK BORE
SPRN25B10	10	.919"	.81"	9/16"	3/8"	1/4"
SPRN25B12	12	1.083"	.97"	11/16"	3/8"	5/16"
SPRN25B13	13	1.167"	1.05"	3/4"	3/8"	5/16"
SPRN25B14	14	1.246"	1.13"	3/4"	3/8"	5/16"
SPRN25B16	16	1.407"	1.28"	13/16"	3/8"	5/16"
SPRN25B17	17	1.487"	1.36"	29/32"	3/8"	5/16"
SPRN25B18	18	1.568"	1.44"	1"	3/8"	3/8"
SPRN25B20	20	1.729"	1.60"	1-5/32"	3/8"	3/8"
SPRN25B24	24	2.049"	1.91"	1-7/32"	3/8"	3/8"



Roller Chain Sprocket For #35 - 3/8" Pitch Roller Chain in Glass Filled Nylon Plate Thickness = .170"							
PART NO.	# TEETH	OUTSIDE DIA.	PITCH DIA.	HUB DIA.	LENGTH THRU BORE	MAX BORE	STOCK BORE
SPRN35B9	9	1.256"	1.096"	5/8"	3/4"	3/8"	3/8"
SPRN35B10	10	1.380"	1.214"	13/16"	3/4"	7/16"	3/8"
SPRN35B11	11	1.502"	1.331"	7/8"	3/4"	1/2"	3/8"
SPRN35B12	12	1.625"	1.449"	1"	3/4"	9/16"	1/2"
SPRN35B14	14	1.868"	1.685"	1-1/16"	3/4"	3/4"	1/2"
SPRN35B15	15	1.99"	1.804"	1-3/8"	3/4"	13/16"	1/2"
SPRN35B18	18	2.352"	2.159"	1-1/4"	3/4"	1-1/16"	1/2"



Roller Chain Sprocket For #40 - 1/2" Pitch Roller Chain in Glass Filled Nylon Plate Thickness = .284"							
PART NO.	# TEETH	OUTSIDE DIA.	PITCH DIA.	HUB DIA.	LENGTH THRU BORE	MAX BORE	STOCK BORE
SPRN40B9	9	1.674"	1.462"	7/8"	7/8"	1/2"	1/2"
SPRN40B10	10	1.839"	1.618"	1-1/8"	7/8"	9/32"	1/2"
SPRN40B12	12	2.166"	1.932"	1-3/8"	7/8"	27/32"	1/2"
SPRN40B15	15	2.652"	2.405"	1-7/8"	7/8"	1-3/16"	1/2"
SPRN40B16	16	2.814"	2.563"	1-7/8"	7/8"	1-1/4"	5/8"
SPRN40B24	24	4.098"	3.831"	2-1/2"	1"	1-3/4"	5/8"
SPRN40B32	32	5.377"	5.101"	2"	1"	1-3/4"	3/4"

<b>STOCK BORE</b>	Unfinished bore as specified
<b>IDLER BORE</b>	Bore rotating/ idling on shaft
<b>DRIVE BORE</b>	Specify keyway and setscrew

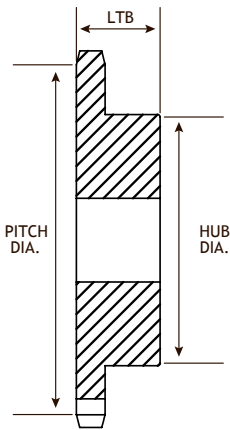
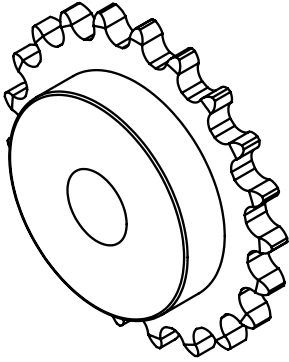


# POBCO Roller Chain Sprockets - Type B Hub

Please inquire for Double Pitch Roller Chain Sprockets, Double Strands, A Plate, or C Hub styles.

Available in the following POBCO materials:

- U-Ultra-D (UHMW)
- NW-Nywear (Natural Food Grade Oil Filled Nylon)
- MD-Nylon MD (Nylatron GS)



<b>STOCK BORE</b>	Unfinished bore as specified
<b>IDLER BORE</b>	Bore rotating/idling on shaft
<b>DRIVE BORE</b>	Specify keyway and setscrew

Roller Chain Sprocket For #50 - 5/8" Pitch Roller Chain					
PART NO.	# TEETH	PITCH DIA.	HUB DIA.	LENGTH THRU BORE	STOCK BORE
SPR*50B9	9	1.827	1.375	1.000	.500
SPR*50B10	10	2.023	1.563	1.000	.500
SPR*50B11	11	2.218	1.750	1.000	.500
SPR*50B12	12	2.415	1.984	1.000	.500
SPR*50B13	13	2.612	1.875	1.000	.500
SPR*50B14	14	2.803	2.125	1.000	.500
SPR*50B15	15	3.006	2.375	1.000	.500
SPR*50B16	16	3.204	2.500	1.000	.500
SPR*50B17	17	3.401	2.063	1.000	.500
SPR*50B18	18	3.599	2.875	1.000	.500
SPR*50B24	24	4.788	3.000	1.250	.500
SPR*50B25	25	4.987	3.000	1.250	.500
SPR*50B30	30	5.979	3.250	1.250	.500
SPR*50B35	35	6.972	3.250	1.250	.500

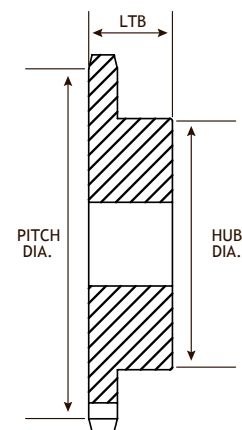
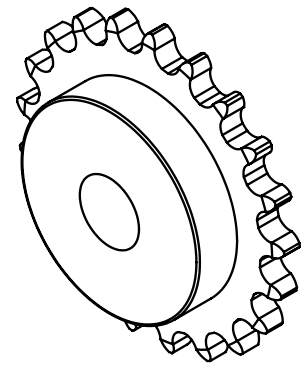
Roller Chain Sprocket For #60 - 3/4" Pitch Roller Chain					
PART NO.	# TEETH	PITCH DIA.	HUB DIA.	LENGTH THRU BORE	STOCK BORE
SPR*60B9	9	2.193	1.50	1.25	.500
SPR*60B10	10	2.427	1.50	1.25	.500
SPR*60B11	11	2.662	2.00	1.25	.750
SPR*60B12	12	2.898	2.00	1.25	.750
SPR*60B13	13	3.134	2.938	1.25	.750
SPR*60B14	14	3.370	2.50	1.25	.750
SPR*60B15	15	3.607	2.875	1.25	.750
SPR*60B16	16	3.844	3.00	1.25	.750
SPR*60B17	17	4.082	3.25	1.25	1.00
SPR*60B18	18	4.319	3.50	1.25	1.00
SPR*60B19	19	4.557	3.50	1.25	1.00
SPR*60B20	20	4.794	3.875	1.25	1.00
SPR*60B21	21	5.032	4.00	1.25	1.00
SPR*60B22	22	5.270	4.00	1.25	1.00
SPR*60B23	23	5.508	4.00	1.25	1.00
SPR*60B24	24	5.746	4.00	1.25	1.00
SPR*60B25	25	5.984	4.00	1.25	1.00
SPR*60B26	26	6.222	4.00	1.25	1.00
SPR*60B27	27	6.460	4.00	1.25	1.00
SPR*60B28	28	6.699	4.00	1.25	1.00
SPR*60B29	29	6.937	4.00	1.25	1.00
SPR*60B30	30	7.175	4.00	1.25	1.00
SPR*60B31	31	7.413	4.00	1.25	1.00
SPR*60B32	32	7.652	4.00	1.25	1.00
SPR*60B33	33	7.890	4.00	1.25	1.00
SPR*60B34	34	8.128	4.50	1.25	1.00
SPR*60B35	35	8.367	4.50	1.25	1.00

## POBCO Roller Chain Sprockets - Type B Hub

Please inquire for Double Pitch Roller Chain Sprockets, Double Strands, A Plate, or C Hub styles.  
Available in the following POBCO materials:

- U-Ultra-D (UHMW)
- NW-Nywear (Natural Food Grade Oil Filled Nylon)
- MD-Nylon MD (Nylatron GS)

Roller Chain Sprocket For #80 - 1" Pitch Roller Chain					
PART NO.	# TEETH	PITCH DIA.	HUB DIA.	LENGTH THRU BORE	STOCK BORE
SPR*80B9	9	2.924	2.00	1.50	0.75
SPR*80B10	10	3.236	2.00	1.50	0.75
SPR*80B11	11	3.549	2.00	1.50	0.75
SPR*80B12	12	3.864	2.00	1.50	0.75
SPR*80B13	13	4.179	3.250	1.50	1.00
SPR*80B14	14	4.494	3.250	1.50	1.00
SPR*80B15	15	4.810	3.250	1.50	1.00
SPR*80B16	16	5.126	3.250	1.50	1.00
SPR*80B17	17	5.442	3.250	1.50	1.00
SPR*80B18	18	5.759	3.250	1.50	1.00
SPR*80B19	19	6.076	4.00	1.50	1.00
SPR*80B20	20	6.392	4.00	1.50	1.00
SPR*80B21	21	6.710	4.00	1.75	1.00
SPR*80B22	22	7.027	4.00	1.75	1.00
SPR*80B23	23	7.344	4.00	1.75	1.00
SPR*80B24	24	7.661	4.00	1.75	1.00
SPR*80B25	25	7.979	4.00	1.75	1.00
SPR*80B26	26	8.296	4.50	2.00	1.00
SPR*80B27	27	8.614	4.50	2.00	1.00
SPR*80B28	28	8.931	4.50	2.00	1.00
SPR*80B29	29	9.249	4.50	2.00	1.00
SPR*80B30	30	9.567	4.50	2.00	1.00
SPR*80B31	31	9.885	4.50	2.00	1.00
SPR*80B32	32	10.202	5.00	2.00	1.00
SPR*80B33	33	10.520	5.00	2.00	1.00
SPR*80B34	34	10.838	5.00	2.00	1.00
SPR*80B35	35	11.156	5.00	2.00	1.00



<b>STOCK BORE</b>	Unfinished bore as specified
<b>IDLER BORE</b>	Bore rotating/idling on shaft
<b>DRIVE BORE</b>	Specify keyway and setscrew

Roller Chain Sprocket For #100 - 1-1/4" Pitch Roller Chain					
PART NO.	# TEETH	PITCH DIA.	HUB DIA.	LENGTH THRU BORE	STOCK BORE
SPR*100B9	9	3.655	2.00	1.75	0.75
SPR*100B10	10	4.045	3.25	1.75	1.00
SPR*100B11	11	4.437	3.25	1.75	1.00
SPR*100B12	12	4.830	3.25	1.75	1.00
SPR*100B13	13	5.223	3.25	1.75	1.00
SPR*100B14	14	5.617	3.25	1.75	1.00
SPR*100B15	15	6.012	4.00	1.75	1.00
SPR*100B16	16	6.407	4.00	1.75	1.00
SPR*100B17	17	6.803	4.00	1.75	1.00
SPR*100B18	18	7.198	4.00	1.75	1.00
SPR*100B19	19	7.594	4.00	2.00	1.00
SPR*100B20	20	7.991	4.00	2.00	1.00

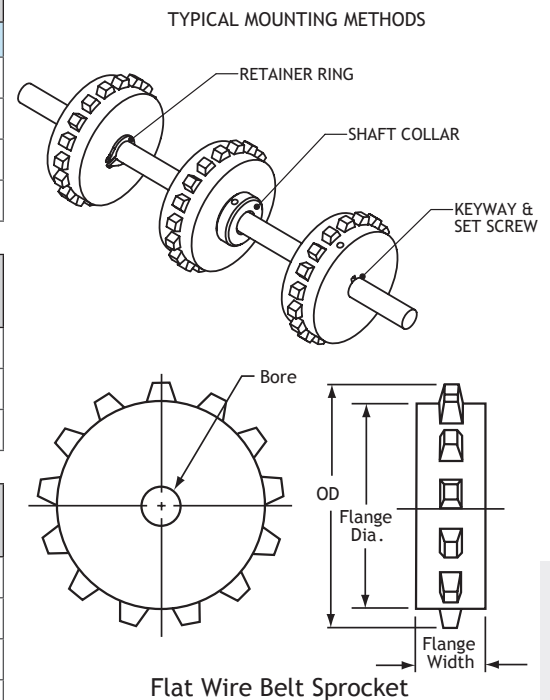
# POBCO Plastic Flat Wire Belt Sprockets Ultra-D (White UHMW)

Plastic Flat Wire Belt Sprockets - Ultra-D (White UHMW) For True 1/2" x 1/2" Standard Duty Belts					
PART NO.	# TEETH	FLANGE DIA.	O.D.	FLANGE WIDTH	STOCK BORE
SFW1U-22	22	3.39"	4.13"	1-1/2"	3/4"
SFW1U-38	38	6.17"	6.89"	1-1/2"	3/4"
SFW1U-46	46	7.53"	8.27"	1-1/2"	3/4"
SFW1U-62	62	10.31"	11.05"	1-1/2"	1"

Plastic Flat Wire Belt Sprockets - Ultra-D (White UHMW) For 1/2" x 1" & 1" x 1" East Coast/Standard Duty Belts					
PART NO.	# TEETH	FLANGE DIA.	O.D.	FLANGE WIDTH	STOCK BORE
SFW2U-13	13	3.98"	4.75"	2"	3/4"
SFW2U-18	18	5.70"	6.48"	2"	3/4"
SFW2U-23	23	7.42"	8.20"	2"	1"

Plastic Flat Wire Belt Sprockets - Ultra-D (White UHMW) For 1/2" x 1" & 1" x 1" Heavy Duty Belts					
PART NO.	# TEETH	FLANGE DIA.	O.D.	FLANGE WIDTH	STOCK BORE
SFW3U-13	13	4.00"	4.95"	2"	3/4"
SFW3U-18	18	5.66"	6.65"	2"	3/4"
SFW3U-23	23	7.39"	8.39"	2"	1"
SFW3U-25	25	8.07"	9.07"	2"	1"
SFW3U-31	31	10.16"	11.16"	2"	1"
SFW3U-37	37	12.17"	13.17"	2"	1"

Plastic Flat Wire Belt Sprockets - Ultra-D (White UHMW) For 1/2" x 1/2" Modified Duty Belts					
PART NO.	# TEETH	FLANGE DIA.	O.D.	FLANGE WIDTH	STOCK BORE
SFW4U-11	11	3.31"	4.08"	1-1/2"	3/4"
SFW4U-13	13	4.13"	4.83"	2"	3/4"
SFW4U-18	18	5.65"	6.42"	2"	3/4"
SFW4U-19	19	5.94"	6.69"	2"	3/4"
SFW4U-23	23	7.56"	8.27"	1-1/2"	1"
SFW4U-37	37	13.92"	14.69"	2"	1"



## POBCO Idler Wheels

Can be made in any OD, Width and Bore size in a variety of plastics. Specify if Keyway & Set screw is required. Bar Snap-Ons & Roller Belt Supports

## POBCO Custom Star Wheels & Conveyor Turns

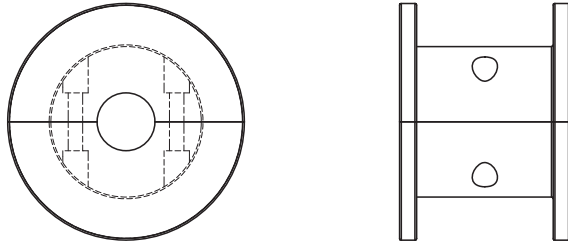
Send your Dwg. or Sample

# POBCO Plastic Idlers

Common materials include:

- UHMW
- Acetal
- Nylon

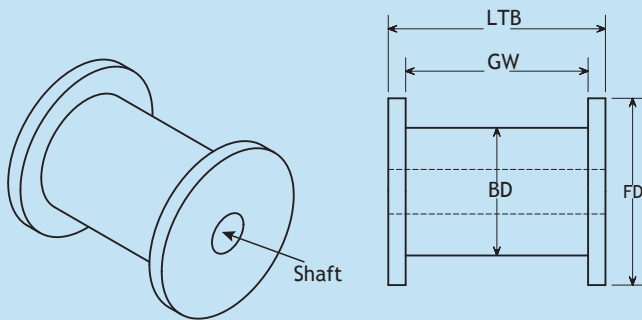
## Machined Split Idler Wheels



Material	
Chain Type	
No. of Teeth EQ.	
Shaft Size	

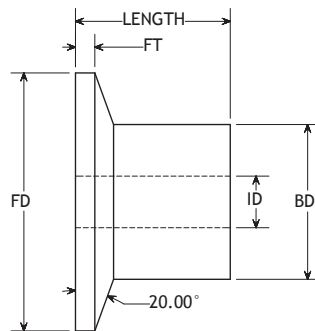
- With Stainless Steel SHCS
- For use with table top chains

## Plastic Idler Wheels



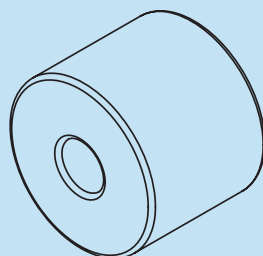
Material	
Shaft Size	
FD	
BD	
GW	
LTB	

## Flanged Idler Wheels



Material	
FD	
FT	
Length	
Shaft Size	
BD	

## Idler Wheels



Material	
Shaft Size	
OD	
Length	

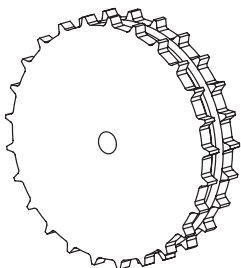
# POBCO Plastic Sprockets (Molded and Machined)

## Extra Strength Molded Polyester Sprockets PBT Chemical Resistance Sprockets

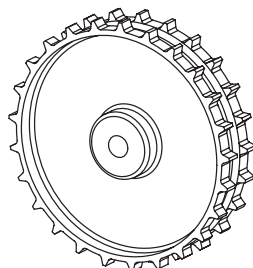
PART NUMBER	# OF TEETH	STOCK BORE	FOR CHAIN TYPE
P81519P12	19	3/4"	815
P81519P16	19	1"	815
P81521P12	21	3/4"	815
P81521P16	21	1"	815
P81523P12	23	3/4"	815
P81523P16	23	1"	815
P81525P12	25	3/4"	815
P81525P16	25	1"	815
P82019P12	19	3/4"	820
P82019P16	19	1"	820
P82021P12	21	3/4"	820
P82021P16	21	1"	820
P82023P12	23	3/4"	820
P82023P16	23	1"	820
P82025P12	25	3/4"	820
P82025P16	25	1"	820
P88010P12	10	3/4"	880
P88010P16	10	1"	880
P88011P12	11	3/4"	880
P88011P16	11	1"	880
P88012P12	12	3/4"	880
P88012P16	12	1"	880
P88210P12	10	3/4"	882
P88210P16	10	1"	882
P88211P12	11	3/4"	882
P88211P16	11	1"	882
P88212P12	12	3/4"	882
P88212P16	12	1"	882

## Machined Ultra-D (UHMW) Sprockets

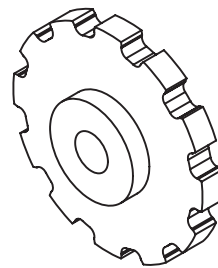
PART NUMBER	# OF TEETH	STOCK BORE	FOR CHAIN TYPE
U8201912	19	3/4"	820
U8201916	19	1"	820
U8202112	21	3/4"	820
U8202116	21	1"	820
U8202312	23	3/4"	820
U8202316	23	1"	820
U8202512	25	3/4"	820
U8202516	25	1"	820
U8202716	27	1"	820
U8203116	31	1"	820
U8204116	41	1"	820
U8212116	21	1"	821
U8212316	23	1"	821
U8212516	25	1"	821
U880916	9	1"	880 & 880 Tab
U8801016	10	1"	880 & 880 Tab
U8801116	11	1"	880 & 880 Tab
U8801216	12	1"	880 & 880 Tab
U8801516	15	1"	880 & 880 Tab
U882916	9	1"	882 & 882 Tab
U8821016	10	1"	882 & 882 Tab
U8821116	11	1"	882 & 882 Tab
U8821216	12	1"	882 & 882 Tab
U8821516	15	1"	882 & 882 Tab
U1700816	8	1"	1700 & 1701 Tab
U17001016	10	1"	1700 & 1701 Tab
U17001216	12	1"	1700 & 1701 Tab



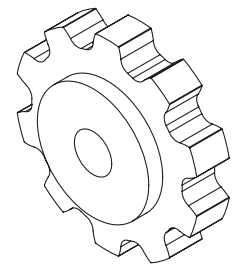
U820



P820



U880



U882

### Hub Diameters:

P820 = 2.325"

U820 + U821 = Full Face (No Hub)

U880 = 3"

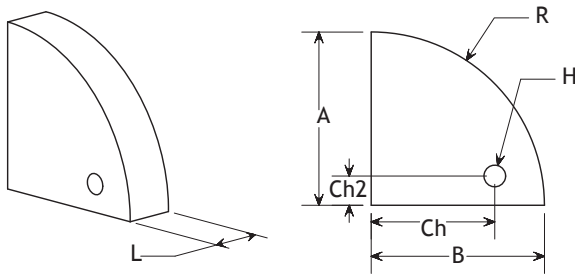
U882 = 3"

U1700 = 2.25"

# POBCO Custom Parts

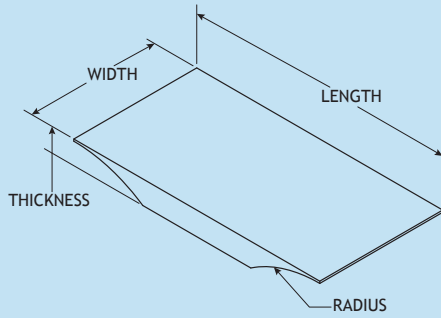
Commonly furnished in UHMW and other UHMW grades

## Chain Tensioners



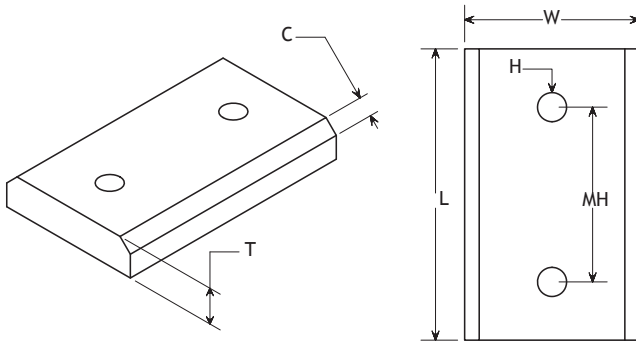
Material	
A	
B	
Ch	
Ch2	
Hole Diameter	
Radius	
L	

## Custom Transfer Plates



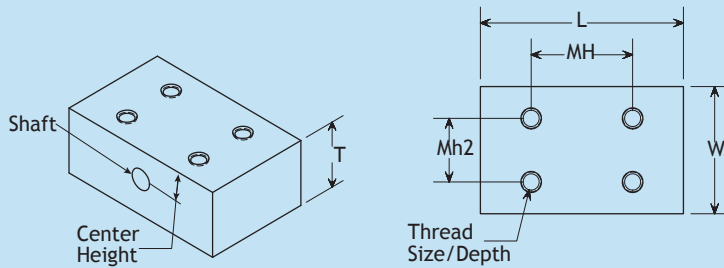
Material	
Length	
Width	
Thickness	
Radius	

## Wear Pads



Material	
Thickness	
Chamfer	
Width	
Length	
MH	
Hole Size	

## Linear Blocks



Material	
Shaft Size	
Length	
Width	
Thickness	
MH	
Mh2	
Center Height	
Thread Size/Depth	

# POBCO Plastic Leveling Mounts

## (Stud Type with and without Holes)

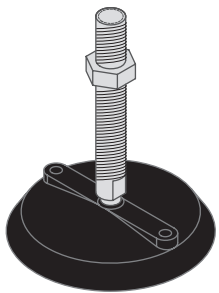
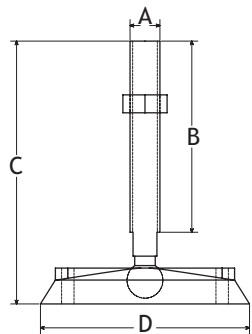
### Specifications

Base is produced from Glass-filled Nylon Plastic with Zinc Plated Steel Threaded Stud or 303 Stainless Steel Threaded Stud and Hex Nut. Pad is made of Elastomer Rubber. Pad resists many organic acids, most chemicals, alkalines, salt, water and corrosion.

### Information

POBCO Nylon machinery mounts are a quality and economical solution to your leveling and height adjustment needs. Threaded Stud swivels 15° in all directions. Optional pad is used for non-skid, noise and vibration reduction. Unique solid squared pattern on pad provides for a more positive non-skid surface.

**ADD "N" TO END OF PART NUMBER FOR ORDERING MOUNT WITH INSTALLED NON-SKID RUBBER PAD. LOAD CAPACITY WITH PAD DECREASES BY 64%**



STEEL PART NUMBER		STAINLESS STEEL PART NUMBER		A	B	C	D	G	MAX LOAD
BASE W/ HOLES	BASE W/O HOLES	BASE W/ HOLES	BASE W/O HOLES	THREAD SIZE	THREAD LENGTH	OVERALL HEIGHT	BASE DIA.	HOLE DIA.	LBS
6T3WP1	6T3WP4	6T3WP7	6T3W10	3/8-16	3"	4.375	1.97 (50)	.256 (6.5)	4000
6T4WP1	6T4WP4	6T4WP7	6T4W10		4"	5.375			
6T5WP1	6T5WP4	6T5WP7	6T5W10		5"	6.375			
6T6WP1	6T6WP4	6T6WP7	6T6W10		6"	7.375			
6T8WP1	6T8WP4	6T8WP7	6T8W10		8"	9.375			
8T3WP1	8T3WP4	8T3WP7	8T3W10	1/2-13	3"	4.375	1.97 (50)	.256 (6.5)	4000
8T4WP1	8T4WP4	8T4WP7	8T4W10		4"	5.375			
8T5WP1	8T5WP4	8T5WP7	8T5W10		5"	6.375			
8T6WP1	8T6WP4	8T6WP7	8T6W10		6"	7.375			
8T8WP1	8T8WP4	8T8WP7	8T8W10		8"	9.375			
10T3WP1	10T3WP4	10T3WP7	10T3W10	5/8-11	3"	4.375	1.97 (50)	.256 (6.5)	4000
10T4WP1	10T4WP4	10T4WP7	10T4W10		4"	5.375			
10T5WP1	10T5WP4	10T5WP7	10T5W10		5"	6.375			
10T6WP1	10T6WP4	10T6WP7	10T6W10		6"	7.375			
10T8WP1	10T8WP4	10T8WP7	10T8W10		8"	9.375			
16N3WP1	16N3WP4	16N3WP7	16N3W10	M16x2	3"	4.375	1.97 (50)	.256 (6.5)	4000
16N4WP1	16N4WP4	16N4WP7	16N4W10		4"	5.375			
16N5WP1	16N5WP4	16N5WP7	16N5W10		5"	6.375			
16N6WP1	16N6WP4	16N6WP7	16N6W10		6"	7.375			
16N8WP1	16N8WP4	16N8WP7	16N8W10		8"	9.375			
6T3WP2	6T3WP5	6T3WP8	6T3W11	3/8-16	3"	4.375	3.15 (80)	.354 (9)	5000
6T4WP2	6T4WP5	6T4WP8	6T4W11		4"	5.375			
6T5WP2	6T5WP5	6T5WP8	6T5W11		5"	6.375			
6T6WP2	6T6WP5	6T6WP8	6T6W11		6"	7.375			
6T8WP2	6T8WP5	6T8WP8	6T8W11		8"	9.375			
8T3WP2	8T3WP5	8T3WP8	8T3W11	1/2-13	3"	4.375	3.15 (80)	.354 (9)	5000
8T4WP2	8T4WP5	8T4WP8	8T4W11		4"	5.375			
8T5WP2	8T5WP5	8T5WP8	8T5W11		5"	6.375			
8T6WP2	8T6WP5	8T6WP8	8T6W11		6"	7.375			
8T8WP2	8T8WP5	8T8WP8	8T8W11		8"	9.375			
10T3WP2	10T3WP5	10T3WP8	10T3W11	5/8-11	3"	4.375	3.15 (80)	.354 (9)	5000
10T4WP2	10T4WP5	10T4WP8	10T4W11		4"	5.375			
10T5WP2	10T5WP5	10T5WP8	10T5W11		5"	6.375			
10T6WP2	10T6WP5	10T6WP8	10T6W11		6"	7.375			
10T8WP2	10T8WP5	10T8WP8	10T8W11		8"	9.375			
11T3WP2	11T3WP5	11T3WP8	11T3W11	3/4-10	3"	4.375	3.15 (80)	.354 (9)	5000
11T4WP2	11T4WP5	11T4WP8	11T4W11		4"	5.375			
11T5WP2	11T5WP5	11T5WP8	11T5W11		5"	6.375			
11T6WP2	11T6WP5	11T6WP8	11T6W11		6"	7.375			
11T8WP2	11T8WP5	11T8WP8	11T8W11		8"	9.375			
16N3WP2	16N3WP5	16N3WP8	16N3W11	M16x2	75	114.7	3.15 (80)	.354 (9)	5000
16N4WP2	16N4WP5	16N4WP8	16N4W11		100	139.7			
16N5WP2	16N5WP5	16N5WP8	16N5W11		125	164.7			
16N6WP2	16N6WP5	16N6WP8	16N6W11		150	190.7			
16N8WP2	16N8WP5	16N8WP8	16N8W11		200	241.7			
10T4WP3	10T4WP6	10T4WP9	10T4W12	5/8-11	4"	5.663	4.33 (110)	.410 (10.5)	7500
10T5WP3	10T5WP6	10T5WP9	10T5W12		5"	6.663			
10T6WP3	10T6WP6	10T6WP9	10T6W12		6"	7.663			
10T8WP3	10T8WP6	10T8WP9	10T8W12		8"	9.663			
11T4WP3	11T4WP6	11T4WP9	11T4W12	3/4-10	4"	5.663	4.33 (110)	.410 (10.5)	7500
11T5WP3	11T5WP6	11T5WP9	11T5W12		5"	6.663			
11T6WP3	11T6WP6	11T6WP9	11T6W12		6"	7.663			
11T8WP3	11T8WP6	11T8WP9	11T8W12		8"	9.663			
12T5WP3	12T5WP6	12T5WP9	12T5W12	1-8	5"	6.663	4.33 (110)	0.41 (10.5)	7500
12T6WP3	12T6WP6	12T6WP9	12T6W12		6"	7.663			
12T8WP3	12T8WP6	12T8WP9	12T8W12		8"	9.662			
12T10WP3	12T10WP6	12T10WP9	12T10W12		10"	11.663			

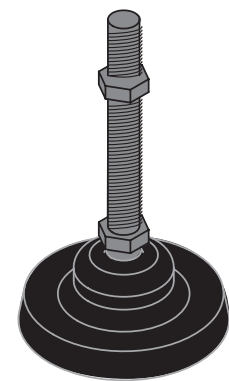
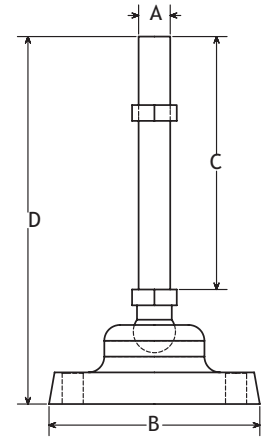


# POBCO Heavy Duty Plastic Leveling Mounts

POBCO PART NO.	POBCO PART NO.	THREAD	BASE DIA.	THREAD LENGTH	TOTAL HEIGHT	HEX NUT	MAX LOAD
STEEL	STAINLESS	A	B	C	D	SIZE	LBS
PBNYLC56	PBNYLC56SS	5/8-11	5"	6"	8-1/4"	1-1/16"	10000
PBNYLC58	PBNYLC58SS	5/8-11	5"	8"	10-1/4"	1-1/16"	10000
PBNYLC510	PBNYLC510SS	5/8-11	5"	10"	12-1/4"	1-1/16"	10000
PBNYLD56	PBNYLD56SS	3/4-10	5"	6"	8-1/4"	1-1/16"	10000
PBNYLD58	PBNYLD58SS	3/4-10	5"	8"	10-1/4"	1-1/16"	10000
PBNYLD510	PBNYLD510SS	3/4-10	5"	10"	12-1/4"	1-1/16"	10000
PBNYLE56	PBNYLE56SS	1-8	5"	6"	8-1/4"	1-3/8"	10000
PBNYLE58	PBNYLE58SS	1-8	5"	8"	10-1/4"	1-3/8"	10000
PBNYLE510	PBNYLE510SS	1-8	5"	10"	12-1/4"	1-3/8"	10000
PBNYLF56	PBNYLF56SS	1-1/8-7	5"	6"	8-1/4"	1-3/8"	10000
PBNYLF58	PBNYLF58SS	1-1/8-7	5"	8"	10-1/4"	1-3/8"	10000
PBNYLF510	PBNYLF510SS	1-1/8-7	5"	10"	12-1/4"	1-3/8"	10000
PBNYLG56	PBNYLG56SS	1-1/4-7	5"	6"	8-1/4"	1-7/8"	10000
PBNYLG58	PBNYLG58SS	1-1/4-7	5"	8"	10-1/4"	1-7/8"	10000
PBNYLG510	PBNYLG510SS	1-1/4-7	5"	10"	12-1/4"	1-7/8"	10000
PBMNYLC56	PBMNYLC56SS	M16	5"	6"	8-1/4"	1-1/16"	10000
PBMNYLC58	PBMNYLC58SS	M16	5"	8"	10-1/4"	1-1/16"	10000
PBMNYLC510	PBMNYLC510SS	M16	5"	10"	12-1/4"	1-1/16"	10000
PBMNYLD56	PBMNYLD56SS	M20	5"	6"	8-1/4"	1-1/16"	10000
PBMNYLD58	PBMNYLD58SS	M20	5"	8"	10-1/4"	1-1/16"	10000
PBMNYLD510	PBMNYLD510SS	M20	5"	10"	12-1/4"	1-1/16"	10000
PBMNYLE56	PBMNYLE56SS	M24	5"	6"	8-1/4"	1-3/8"	10000
PBMNYLE58	PBMNYLE58SS	M24	5"	8"	10-1/4"	1-3/8"	10000
PBMNYLE510	PBMNYLE510SS	M24	5"	10"	12-1/4"	1-3/8"	10000
PBMNYLF56	PBMNYLF56SS	M30	5"	6"	8-1/4"	1-3/8"	10000
PBMNYLF58	PBMNYLF58SS	M30	5"	8"	10-1/4"	1-3/8"	10000
PBMNYLF510	PBMNYLF510SS	M30	5"	10"	12-1/4"	1-3/8"	10000

## Specifications

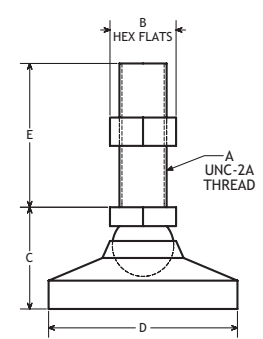
Base Diameter = 5"  
 Glass Filled black nylon base with steel and stainless threads. Inch & Metric Sizes. Pop out style lag holes.



# POBCO Steel and Stainless Steel Leveling Mounts

Specifications	Information
Plated carbon steel. Hardened stud with ball end is machined from solid bar. Stainless steel type 303. Jam nut standard part of assembly. All dimensions, except for thread dimensions have maximum +/- 0.5mm (.019") tolerance.	Leveling Mounts Swivel pads swivel 7-1/2° each side of the centerline to adjust to uneven surfaces and level machine tools, electronic racks, benches, etc. Large diameter pad design assures solid support.

PART NUMBER		A	B	C	D	E	MAX LOAD (LBS)
YELLOW ZINC PLATED THREAD	STAINLESS STEEL						
3T1250LIT	3T1250LTM	1/4-20	7/16	.70	1	1-1/4	1000
6T2LIT	6T2LTM	3/8-16	5/8	7/8	1-1/4	2	3750
8T2LIT	8T2LTM	1/2-13	3/4	1-1/8	1-7/8	2	5000
10T2LIT	10T2LTM	5/8-11	7/8	1-1/4	2-1/2	2	6000
10T4LIT	10T4LTM	5/8-11	7/8	1-1/4	2-1/2	4	6000
11T2LIT	11T2LTM	3/4-10	1-1/16	1-1/2	3	2	7400
12T425LIT	12T6LTM	1/8	1-3/8	1-7/8	4	4-1/4	20000
1025545	12T8LTM	1/8	1-3/8	1-7/8	4	8	20000
-	13T2LTM	5/8-18	7/8	1-1/4	2-1/2	2	6000

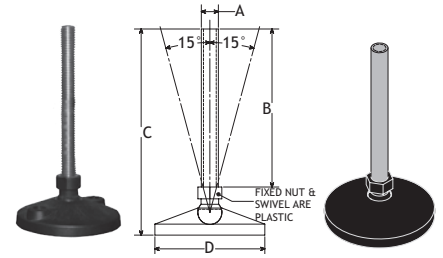


# POBCO Plastic Leveling Mounts 4" Base Diameter

Locked thread option available

STEEL PART NO.		STAINLESS PART NUMBER		THREAD		
BASE WITH LAGHOLES	NO HOLES	BASE WITH LAGHOLES	NO HOLES	A	C	B
PMP704712STLAG	PMP704712ST	PMP704712SSLAG	PMP704712SS	1/2-13	7.68"	5.75
PMP704758STLAG	PMP704758ST	PMP704758SSLAG	PMP704758SS	5/8-11	7.68"	5.75
PMP704734STLAG	PMP704734ST	PMP704734SSLAG	PMP704734SS	3/4-10	7.68"	5.75
PMP7041034STLAG	PMP7041034ST	PMP7041034SSLAG	PMP7041034SS	3/4-10	10.68"	8.50

Other Sizes Available. Maximum Load: 2600 lbs.

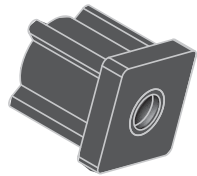



## POBCO Threaded Tube Ends

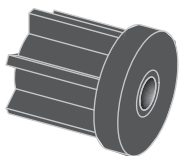
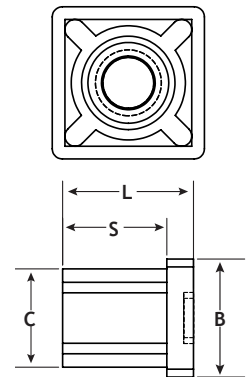
For Square and Round Tubes

Material: Black Reinforced Nylon with threaded Brass Inserts

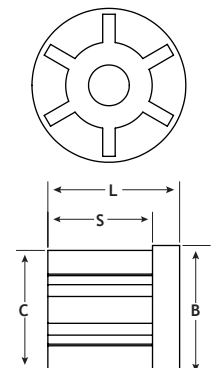
Used as supports with adjustable leveling mounts in machinery and conveyor equipment.



PART NUMBER	FITS TUBE SIZE	THREAD SIZE	B	C	L	S	MAX STATIC LOAD
TC1.016GA3/8	1", 16 GA	3/8-16	1.00	0.89	1.18	0.99	650 LBS
TC1.511GA1/2	1-1/2", 11 GA	1/2-13	1.50	1.27	1.70	1.37	1000 LBS
TC1.511GA5/8	1-1/2", 11 GA	5/8-11	1.50	1.27	1.70	1.37	1000 LBS
TC1.511GA3/4	1-1/2", 11 GA	3/4-10	1.50	1.27	1.70	1.37	1000 LBS
TC1.511GAM16	1-1/2", 11 GA	M16	1.50	1.27	1.70	1.37	1000 LBS
TC1.511GAM20	1-1/2", 11 GA	M20	1.50	1.27	1.70	1.37	1000 LBS
TC1.516GA1/2	1-1/2", 16 GA	1/2-13	1.50	1.37	1.70	1.37	1000 LBS
TC1.516GA5/8	1-1/2", 16 GA	5/8-11	1.50	1.37	1.70	1.37	1000 LBS
TC1.516GA3/4	1-1/2", 16 GA	3/4-10	1.50	1.37	1.70	1.37	1000 LBS
TC1.516GAM16	1-1/2", 16 GA	M16	1.50	1.37	1.70	1.37	1000 LBS
TC1.516GAM20	1-1/2", 16 GA	M20	1.50	1.37	1.70	1.37	1000 LBS
TC211GA1/2	2", 11 GA	1/2-13	2.00	1.76	2.00	1.60	1750 LBS
TC211GA5/8	2", 11 GA	5/8-11	2.00	1.76	2.00	1.60	1750 LBS
TC211GA3/4	2", 11 GA	3/4-10	2.00	1.76	2.00	1.60	1750 LBS
TC211GAM16	2" 11 GA	M16	2.00	1.76	2.00	1.60	1750 LBS
TC211GAM20	2" 11 GA	M20	2.00	1.76	2.00	1.60	1750 LBS
TC216GA1/2	2", 16 GA	1/2-13	2.00	1.87	2.00	1.60	1750 LBS
TC216GA5/8	2", 16 GA	5/8-11	2.00	1.87	2.00	1.60	1750 LBS
TC216GA3/4	2", 16 GA	3/4-10	2.00	1.87	2.00	1.60	1750 LBS
TC216GAM16	2" 16 GA	M16	2.00	1.87	2.00	1.60	1750 LBS
TC216GAM20	2" 16 GA	M20	2.00	1.87	2.00	1.60	1750 LBS



PART NUMBER	FITS TUBE SIZE	THREAD SIZE	B	C	L	S	MAX STATIC LOAD
TCR1.516GA1/2	1-1/2", 16 GA	1/2-13	1.50	1.37	1.70	1.37	1000 LBS
TCR1.516GA5/8	2", 11 GA	5/8-11	1.50	1.37	1.70	1.37	1000 LBS
TCR211GA3/4	2", 16 GA	3/4-10	2.00	1.76	2.00	1.57	1750 LBS
TCR216GA1/2	2", 16 GA	1/2-13	2.00	1.87	2.00	1.57	1750 LBS
TCR216GA5/8	2", 16 GA	5/8-11	2.00	1.87	2.00	1.57	1750 LBS
TCR216GA3/4	2", 16 GA	3/4-10	2.00	1.87	2.00	1.57	1750 LBS



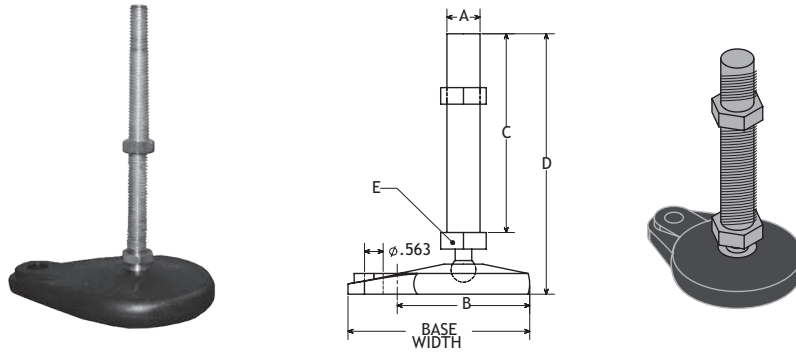
pobco@pobcoplastics.com

FAX: 508.791.3247

T: 508.791.6376

## POBCO Teardrop Leveling Mounts

POBCO Teardrop design offsets the single lag hole. The offset hole provides the necessary clearance to drill the lag bolt in place without the need to move the machine. Install up to a 1/2" diameter lag bolt. Threads are available in Steel or Stainless Steel.



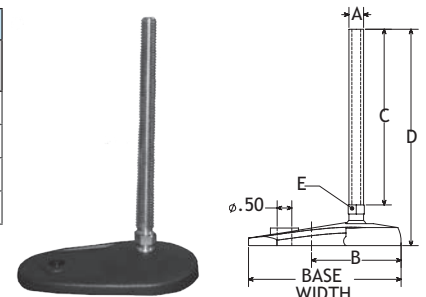
INCHES		A	B	WIDTH	C	D	E	LBS
STEEL	STAINLESS STEEL	THREAD	BASE DIA.	BASE	THREAD LENGTH	TOTAL HEIGHT	HEX SIZE	MAX LOAD
PTD124.04ST	PTD124.04	1/2-13	4	5-7/16	4	5-5/16	3/4	5000
PTD124.06ST	PTD124.06	1/2-13	4	5-7/16	6	7-5/16	3/4	5000
PTD124.08ST	PTD124.08	1/2-13	4	5-7/16	8	9-5/16	3/4	5000
PTD584.04ST	PTD584.04	5/8-11	4	5-7/16	4	5-5/16	7/8	6000
PTD584.06ST	PTD584.06	5/8-11	4	5-7/16	6	7-5/16	7/8	6000
PTD584.08ST	PTD584.08	5/8-11	4	5-7/16	8	9-5/16	7/8	6000
PTD344.04ST	PTD344.04	3/4-10	4	5-7/16	4	5-5/16	1-1/16	7500
PTD344.06ST	PTD344.06	3/4-10	4	5-7/16	6	7-5/16	1-1/16	7500
PTD344.08ST	PTD344.08	3/4-10	4	5-7/16	8	9-5/16	1-1/16	7500
PTD184.04ST	PTD184.04	1-8	4	5-7/16	4	5-5/16	1-3/8	7500
PTD184.06ST	PTD184.06	1-8	4	5-7/16	6	7-5/16	1-3/8	7500
PTD184.08ST	PTD184.08	1-8	4	5-7/16	8	9-5/16	1-3/8	7500

METRICS		A	B	WIDTH	C	D	E	KG
STEEL	STAINLESS STEEL	THREAD	BASE DIA.	BASE	THREAD LENGTH	TOTAL HEIGHT	HEX SIZE	MAX LOAD
PTDM124.04ST	PTDM124.04	M12	100mm	138mm	102mm	135mm	20mm	2270
PTDM124.06ST	PTDM124.06	M12	100mm	138mm	152mm	185mm	20mm	2270
PTDM124.08ST	PTDM124.08	M12	100mm	138mm	203mm	236mm	20mm	2270
PTDM164.04ST	PTDM164.04	M16	100mm	138mm	102mm	135mm	22mm	2275
PTDM164.06ST	PTDM164.06	M16	100mm	138mm	152mm	185mm	22mm	2275
PTDM164.08ST	PTDM164.08	M16	100mm	138mm	203mm	236mm	22mm	2275
PTDM204.04ST	PTDM204.04	M20	100mm	138mm	102mm	135mm	27mm	3409
PTDM204.06ST	PTDM204.06	M20	100mm	138mm	152mm	185mm	27mm	3409
PTDM204.08ST	PTDM204.08	M20	100mm	138mm	203mm	236mm	27mm	3409
PTDM244.04ST	PTDM244.04	M24	100mm	138mm	102mm	135mm	35mm	3409
PTDM244.06ST	PTDM244.06	M24	100mm	138mm	152mm	185mm	35mm	3409
PTDM244.08ST	PTDM244.08	M24	100mm	138mm	203mm	236mm	35mm	3409

## POBCO Light Duty Teardrop Leveling Mounts

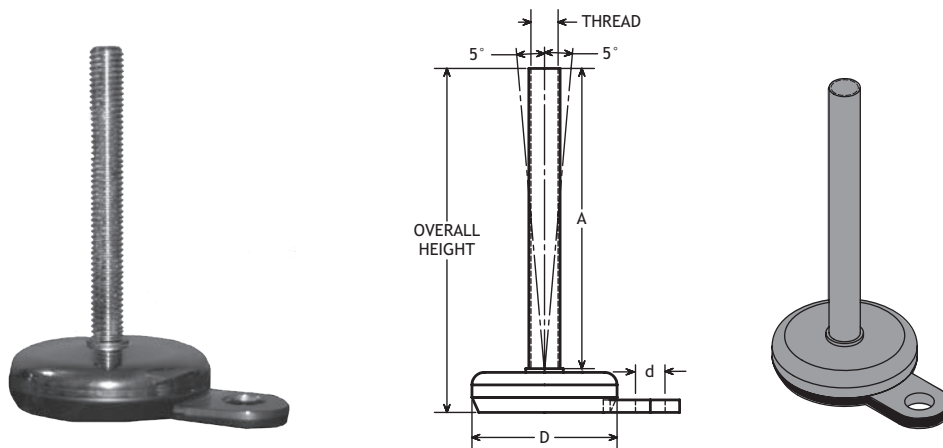
POBCO Teardrop design offsets the single lag hole. The offset hole provides the necessary clearance to drill the lag bolt in place without the need to move the machine. Install up to a 1/2" diameter lag bolt. Threads are available in Steel or Stainless Steel.

INCHES		A	B	WIDTH	C	D	E	LBS
STEEL	STAINLESS STEEL	THREAD	BASE DIA.	BASE	THREAD LENGTH	TOTAL HEIGHT	HEX SIZE	MAX LOAD
PTD1280mm.04ST	PTD1280mm.04	1/2-13	80mm	133mm	4"	4-5/16"	9/16"	2200
PTD1280mm.06ST	PTD1280mm.06	1/2-13	80mm	133mm	6"	7-5/16"	9/16"	2200
PTD5880mm.04ST	PTD5880mm.04	5/8-11	80mm	133mm	4"	4-5/16"	7/8"	2200
PTD5880mm.06ST	PTD5880mm.06	5/8-11	80mm	133mm	6"	7-5/16"	7/8"	2200



# POBCO 304 Stainless Steel Mounts w/Anchoring Hole

Designed for food & beverage and chemical processing equipment. Anchoring plates provide secure connection to floor.



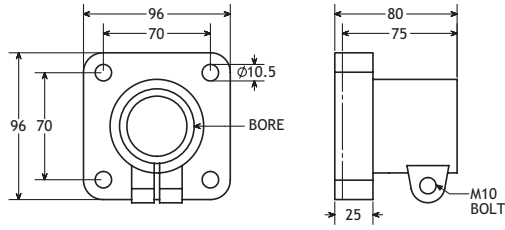
POBCO PART NO.	Dia. D (in)	Thread	Length A	Overall Height	Hole d (in)	Load (lbs)	Advantages
M76124W1H	2.95	1/2-13	4	4.87	0.63	1770	<ul style="list-style-type: none"> <li>• Rubber meets FDA 177.2600</li> <li>• Operating temperature -20 to 100° C</li> <li>• Washdown applications</li> <li>• Highly polished rounded base</li> <li>• 5° swivel for good floor contact</li> <li>• Rounded Polished base for fluid run-off</li> </ul>
M76126W1H	2.95	1/2-13	6	6.87	0.63	1770	
M76128W1H	2.95	1/2-13	8	8.87	0.63	1770	
M761210W1H	2.95	1/2-13	10	10.87	0.63	1770	
M76584W1H	2.95	5/8-11	4	4.87	0.63	1770	
M76586W1H	2.95	5/8-11	6	6.87	0.63	1770	
M76588W1H	2.95	5/8-11	8	8.87	0.63	1770	
M765810W1H	2.95	5/8-11	10	10.87	0.63	1770	
M76344W1H	2.95	3/4-10	4	4.87	0.63	1770	
M76346W1H	2.95	3/4-10	6	6.87	0.63	1770	
M76348W1H	2.95	3/4-10	8	8.87	0.63	1770	
M763410W1H	2.95	3/4-10	10	10.87	0.63	1770	
M76784W1H	2.95	7/8-9	4	4.87	0.63	1770	
M76786W1H	2.95	7/8-9	6	6.87	0.63	1770	
M76788W1H	2.95	7/8-9	8	8.87	0.63	1770	
M767810W1H	2.95	7/8-9	10	10.87	0.63	1770	
M106124W1H	3.94	1/2-13	4	5.26	0.63	2220	
M106126W1H	3.94	1/2-13	6	7.26	0.63	2220	
M106128W1H	3.94	1/2-13	8	9.26	0.63	2220	
M1061210W1H	3.94	1/2-13	10	11.26	0.63	2220	
M106584W1H	3.94	5/8-11	4	5.26	0.63	2220	
M106586W1H	3.94	5/8-11	6	7.26	0.63	2220	
M106588W1H	3.94	5/8-11	8	9.26	0.63	2220	
M1065810W1H	3.94	5/8-11	10	11.26	0.63	2220	
M106344W1H	3.94	3/4-10	4	5.26	0.63	2220	
M106346W1H	3.94	3/4-10	6	7.26	0.63	2220	
M106348W1H	3.94	3/4-10	8	9.26	0.63	2220	
M1063410W1H	3.94	3/4-10	10	11.26	0.63	2220	
M106784W1H	3.94	7/8-9	4	5.26	0.63	2220	
M106786W1H	3.94	7/8-9	6	7.26	0.63	2220	
M106788W1H	3.94	7/8-9	8	9.26	0.63	2220	
M1067810W1H	3.94	7/8-9	10	11.26	0.63	2220	

# POBCO Support Heads, Side Mounting Brackets & Cross Ties

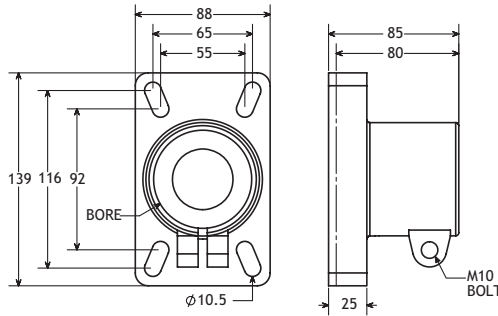
## Materials:

- Black Reinforced Polyamide
- Stainless Steel Nuts & Bolt

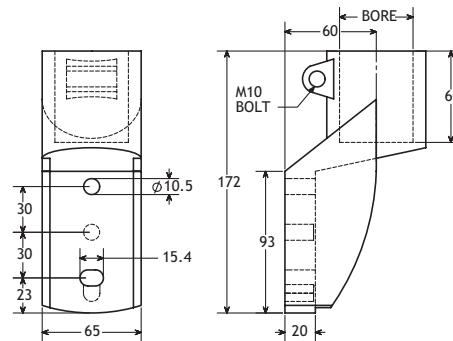
PART NO.	MM BORE	INCH BORE
PP80651	48.3	1.90
PP83110	50.8	2.00



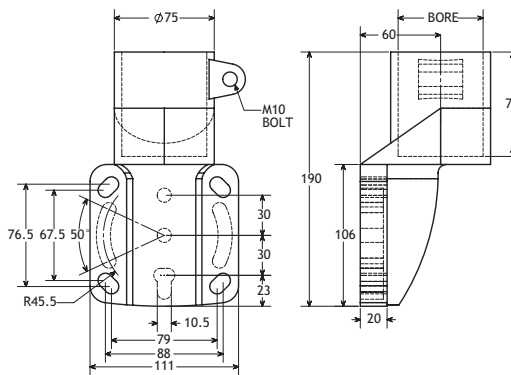
PART NO.	MM BORE	INCH BORE
PP80765	60.3	2.37
PP82073	50.8	2.00
PP80767	48.3	1.90
PP80769	42.4	1.66



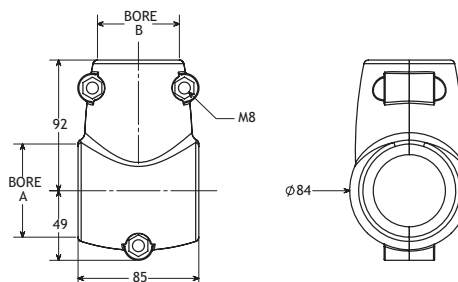
PART NO.	MM BORE	INCH BORE
PP80649	48.3	1.90



PART NO.	MM BORE	INCH BORE
PP80791	60.3	2.37
PP83211	50.8	2.00
PP80793	48.3	1.90
PP80795	42.4	1.66

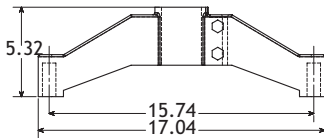
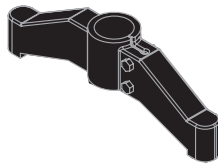
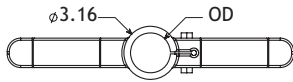
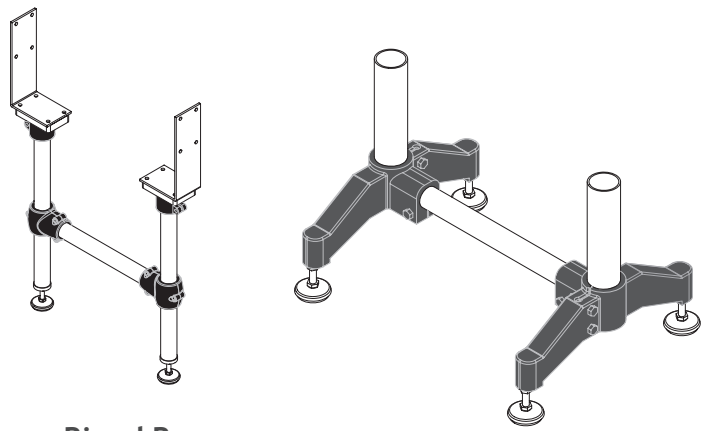


PART NO.	MM BORE A	INCH BORE A	MM BORE B	INCH BORE B
PP80639	60.3	2.37	48.3	1.90
PP80641	60.3	2.37	42.4	1.66
PP80643	48.3	1.90	48.3	1.90
PP80645	48.3	1.90	42.4	1.66



# POBCO Plastic Support Bases

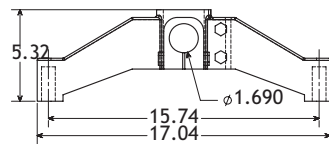
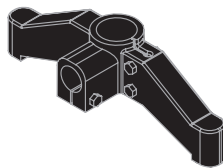
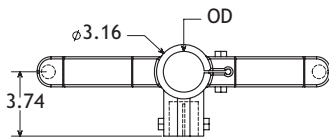
Bases can be used with pipe and tubing diameters of 1.90", 2.00" and 2.375"



## Bipod Base

Materials: Reinforced polyamide with stainless steel fasteners and brass inserts.

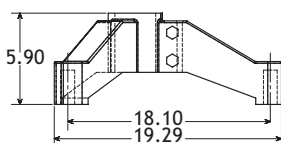
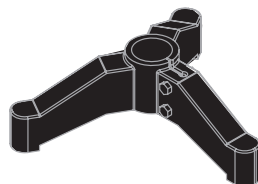
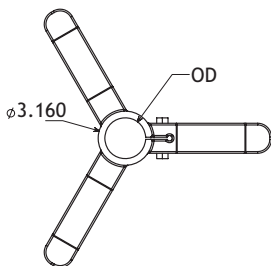
BIPOD BASE PART NUMBER	FITS TYPE	PIPE OD	INSERT THREAD
PB2L1.50M16	1-1/2" pipe	1.90	16mm
PB2LT2.0M16	2" tube	2.00	16mm
PB2L2.0M16	2" pipe	2.38	16mm



## Bipod Base Cross-Tie Version

Reinforced polyamide with stainless steel fasteners and brass inserts.

CROSS-TIE VERSION PART NUMBER	FITS TYPE	PIPE OD	INSERT THREAD
PCT2L1.50M16	1-1/2" pipe	1.90	16mm
PCT2LT2.0M16	2" tube	2.00	16mm
PCT2L2.0M16	2" pipe	2.38	16mm



## Tripod Base Cross-Tie Version

Materials: Reinforced polyamide with stainless steel fasteners and brass inserts.

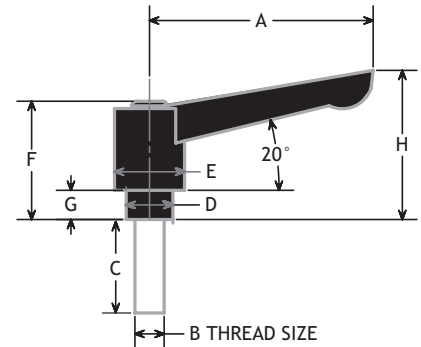
TRIPOD BASE PART NUMBER	FITS TYPE	PIPE OD	INSERT THREAD
PT3L1.50M16	1-1/2" pipe	1.90	16mm
PT3LT2.0M16	2" tube	2.00	16mm
PT3L2.0M16	2" pipe	2.38	16mm

# POBCO Adjustable Ratchet Handles with Stud

## Plastic with Steel or Stainless Steel Components

PLASTIC W/ STEEL PART NUMBER (INCHES)	A	B	C	D	E	F	G	H
<b>Black</b>								
3T20F33K	1.77	1/4-20	0.78	0.39	0.57	0.96	0.16	1.38
3T32F33K	1.77	1/4-20	1.26					
3T20F33K/SPH	1.77	1/4-20	0.78	0.53	0.72	1.22	0.26	1.38
5T20F34K			0.78					
5T32F34K			1.26					
5T50F34K			1.97					
6T20F35K	3.07	3/8-16	0.78	0.63	0.86	1.42	0.31	2.17
6T40F35K			1.57					
6T63F35K			2.48					
8T32F36K	3.62	1/2-13	1.26	0.75	0.99	1.69	0.43	2.56
8T40F36K			1.57					
8T50F36K			1.97					

TIGHTENS POBCO PLASTIC CROSS BLOCK #CBN-0808



<b>Black</b>								
6N20F33K	45	M6 x 1.0	20	10	14.4	24.5	4	35
6N32F33K			32					
8N20F34K	63	M8 x 1.25	20	13.5	18.2	31	6.5	45
8N32F34K			32					
8N50F34K			50					
10N32F35K	78	M10 x 1.5	32	16	21.8	36	8	55
10N63F35K			63					
12N40F36K	92	M12 x 1.75	40	19	25.2	43	11	65
12N63F36K			63					

PLASTIC W/ STAINLESS STEEL PART NUMBER (INCHES)	A	B	C	D	E	F	G	H
<b>Black</b>								
3T20S33K	1.77	1/4-20	0.78	0.39	0.57	0.96	0.16	1.38
3T32S33K	1.77	1/4-20	1.26					
3T20S33K/SPH	2.48	5/16-18	1.26	0.53	0.72	1.22	0.26	1.38
5T20S34K			0.78					
5T32S34K			1.26					
5T50S34K			1.97					
6T20S35K	3.07	3/8-16	0.78	0.63	0.86	1.42	0.31	2.17
6T40S35K			1.57					
6T63S35K			2.48					
8T32S36K	3.62	1/2-13	1.26	0.75	0.99	1.69	0.43	2.56
8T40S36K			1.57					
8T50S36K			1.97					

<b>Black</b>								
6N20S33K	45	M6 x 1.0	20	10	14.4	24.5	4	35
6N32S33K			32					
8N20S34K	63	M8 x 1.25	20	13.5	18.2	31	6.5	45
8N32S34K			32					
8N50S34K			50					
10N32S35K	78	M10 x 1.5	32	16	21.8	36	8	55
10N63S35K			63					
12N40S36K	92	M12 x 1.75	40	19	25.2	43	11	65
12N63S36K			63					

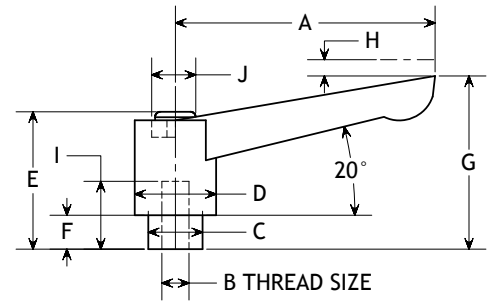


# POBCO Adjustable Ratchet Handles

Plastic with Steel or Stainless Steel Components

## Specifications

- Handle: Fiber reinforced technopolymer plastic with metal insert
- Threaded insert, screw and spring: Stainless Steel
- European Standard No. 1.4305
- (American Standard 303 Series)
- Spring is European Standard 1.4310
- Special Colors, bores and threads are available upon request.



## Dimensions in Inches

PART NUMBER WITH STEEL	PART NUMBER WITH STAINLESS STEEL	A	B	C	D	E	F	G	H	I	J
Black	Black										
3TF33K	3TS33K	1.77	1/4-20	.39	.57	.96	.16	1.38	.14	.31	.12
5TF34K	5TS34K	2.48	5/16-18	.53	.72	1.22	.26	1.77	.16	.39	.16
6TF35K	6TS35K	3.07	3/8-16	.63	.86	1.42	.31	2.17	.16	.55	.16
8TF36K	8TS36K	3.62	1/2-13	.75	.99	1.69	.43	2.56	.16	.67	.20

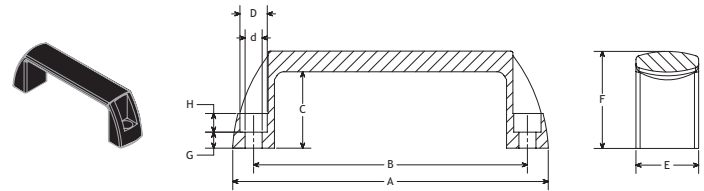
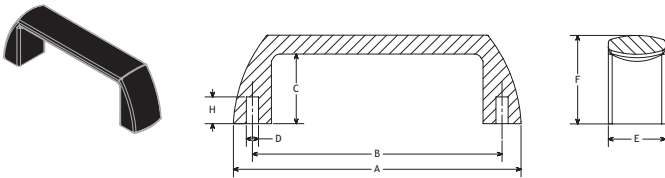
## Dimensions in Millimeters

PART NUMBER WITH STEEL	PART NUMBER WITH STAINLESS STEEL	A	B	C	D	E	F	G	H	I	J
Black	Black										
6NF33K	6NS33K	45	M6x1.0	10	14.4	24.5	4	35	3.5	8	3.1
8NF34K	8NS34K	63	M8x1.25	13.5	18.2	31	6.5	45	4	10	4.1
10NF35K	10NS35K	78	M10x1.5	16	21.8	36	8	55	4	14	4.1
12NF36K	12NS36K	92	M12x1.75	19	25.2	43	11	65	4	17	5.1

**INFORMATION:** All such handles have proven to be ideal whenever parts have to be clamped in a confined space or in a particular handle position. The insert is connected to the handle via serrations which can easily be disengaged. Pulling the handle, disengages the serrations, allowing it to be swivelled to the ideal clamping position. On releasing the serrations automatically re-engage.

# POBCO Plastic "U" Handles

Can be used with Lexan and Plexiglas plastics (see Machine Guards)



## Dimensions in Inches

Part Number	E	B	D	F	C	H	A
8300847	1.02	4.13	1/4-20	1.46	1.14	.35	4.76
8330874	1.02	4.33	1/4-20	1.57	1.26	.35	5.24
8330875	1.02	4.61	5/16-18	1.57	1.26	.35	5.24

## Dimensions in Inches

Part Number	E	B	d	D	F	C	G	H	A
6333150	.83	3.68	.256	.41	1.42	1.18	.24	.28	4.41
6333100	1.02	4.61	.335	.51	1.61	1.34	.24	.35	5.47
6333210	1.06	5.20	.335	.51	1.77	1.46	.24	.35	6.14

## Dimensions in Millimeters

Part Number	E	B	D	F	C	H	A
6333010	26	105	M6 x 1.0	37	29	9	121
6333020	26	110	M6 x 1.0	40	32	9	133
6333030	26	117	M8 x 1.25	40	32	9	133

## Specifications:

- Body: Thermoplastic, glass fiber reinforced matte finish
- Part number designates the color black.
- Special colors (Orange, Grey, White, Red) are available upon request.

## Information:


- The shape of this handle has good ergonomic features.

## POBCO Sheet and Rod

POBCO products are made from a variety of high performance materials. Many materials are available as rectangular wear strips. POBCO can also offer the following products as full or part sheet and rod.

### POBCO Plastics Sheet

- POBCO Ultra-D (white)
- POBCO Plus (lube-filled UHMW)
- POBCO HiWear (black)
- POBCO Black Reprocessed
- POBCO Green Virgin
- POBCO Anti-Static Black
- POBCO Blue UXC



*\*NOT ALL MATERIALS ARE AVAILABLE IN EVERY SIZE. PLEASE CALL FOR CURRENT AVAILABILITY.*

THICKNESS	12"X48"	24"X48"	48"X48"	48"X96"	48"X120"
1/8"	WS*02192L48	WS*02384L48	WS*02768L48	WS*02768L96	WS*02768L120
3/16"	WS*03192L48	WS*03384L48	WS*03768L48	WS*03768L96	WS*03768L120
1/4"	WS*04192L48	WS*04384L48	WS*04768L48	WS*04768L96	WS*04768L120
5/16"	WS*05192L48	WS*05384L48	WS*05768L48	WS*05768L96	WS*05768L120
3/8"	WS*06192L48	WS*06384L48	WS*06768L48	WS*06768L96	WS*06768L120
1/2"	WS*08192L48	WS*08384L48	WS*08768L48	WS*08768L96	WS*08768L120
5/8"	WS*10192L48	WS*10384L48	WS*10768L48	WS*10768L96	WS*10768L120
3/4"	WS*12192L48	WS*12384L48	WS*12768L48	WS*12768L96	WS*12768L120
7/8"	WS*14192L48	WS*14384L48	WS*14768L48	WS*14768L96	WS*14768L120
1"	WS*16192L48	WS*16384L48	WS*16768L48	WS*16768L96	WS*16768L120
1-1/4"	WS*20192L48	WS*20384L48	WS*20768L48	WS*20768L96	WS*20768L120
1-1/2"	WS*24192L48	WS*24384L48	WS*24768L48	WS*24768L96	WS*24768L120
1-3/4"	WS*28192L48	WS*28384L48	WS*28768L48	WS*28768L96	WS*28768L120
2"	WS*32192L48	WS*32384L48	WS*32768L48	WS*32768L96	WS*32768L120

### POBCO Plastics Rod

UHMW Rod stock is available in many diameters from 1/2" to 6". POBCO stocks Natural UHMW and Lube Filled UHMW, Black Anti-Static UHMW, Hi-Temp UHMW, Acetal, Nylon, Nylon-MD, PTFE, Glass Filled PTFE and Lube-filled Wood. Most sizes can be provided in 1ft. increments. Please inquire for details.

THICKNESS TOLERANCES	WIDTH & LENGTH TOLERANCES	LENGTH TOLERANCES
1/8" - 3/16" +/-15%	+.50/--.25"	+.50/--.25"
1/4" & Over +/-10%		



# POBCO Performance Materials

**POBCO-B® HARDWOOD (NO-STATIC BUILDUP)** POBCO-B lubricant-impregnated hardwood bearings, wearstrips and components often provide the best overall service of our various bearing materials. These natural fiber bearings are 100% filled with a blend of fluid lubricants. They render a greater speed/ load capability and have a lower wear rate factor than many plastics. This material is suitable for indirect contact only in the food and beverage industry. (100% Dielectric)

**POBCO ULTRA-D (RATED FOR 180 DEG F) AND POBCO HI-TEMP ULTRA-D (RATED FOR 275 DEG F)** Both the Ultra-D and Hi-Temp Ultra-D bearings and wear strips are made from Ultra High Molecular Weight Polyethylene (UHMW-PE). This material is widely used to reduce friction from metal on metal contact. Applications are often in the presence of abrasive particles, wet environments, and will tolerate exposure to many chemicals. It is FDA and USDA approved for direct contact with food products. (special blends and colors available)

**POBCO PLUS®** POBCO Plus bearings and components are manufactured utilizing a food grade fluid lubricant united with UHMW-PE plastic. This product was developed to retain the basic properties of UHMW-PE while creating a plastic bearing material which reduces the coefficient of friction and wear rate factor. POBCO Plus meets all official requirements for use in the food and beverage industry. Reduces drag and friction up to 40%.

**POBCO BLUE UXC UHMW** is primarily used as Guide material for Table Top and Roller Chain applications. This blend of UHMW has a coefficient of friction of 50% to 75% less than standard UHMW when used with Acetal, PET and Steel Table Top Chain. Other characteristics include: outstanding dry-running properties, FDA compliant, noise reducing, and eliminates the slip-stick effect (back-sliding).

**POBCO STATIC-DISSIPATIVE /ANTI-STATIC MATERIALS** POBCO offers several plastics materials with varying degrees of static-reduction capabilities, including black Ultra-D (UHMW). These materials can help solve electrical discharge and dirt/ grime attraction problems. These materials offer excellent wear and bearing properties and are available in many standard and custom shapes and sizes including Guide Rails, Wear Strips, Clip-Ons, Bearings and Conveyor Rollers. Minimums may apply. These plastic materials are not FDA/USDA compliant.

Static-Dissipative Range: Surface Resistivity  $10^5$  -  $10^9$  ohms/square  
Anti-Static Range: Surface Resistivity  $10^9$  -  $10^{14}$  ohms/square

**POBCO HI-WEAR CPUHMW** 33% more wear resistant than unfilled UHMW. Excellent for use as Chain Guides, Bottle-Neck Guides, Liners and in Waste Handling applications. Not FDA/USDA compliant.

**ACETAL (DELTRIN®)** POBCO molded Delrin bearings and components find their primary usage in light to medium duty applications. POBCO machined Delrin bearings can be made for heavier duty applications. Our Delrin equipped rollers have low overall cost while affording long service life. Acetal is FDA, USDA compliant. Acetal is more resistant to hot steam cleaning than UHMW.

**POBCO NYWEAR (FDA & NON FDA MATERIALS)** POBCO Nywear bearings and components are especially suited for high heat (230°F+) material handling applications. This fluid lubricant-filled plastic renders exceptional wear and abrasive resistant capabilities with a low heat build up. High PV limit.

**POBCO NYLON MD (NYLATRON GS®)** POBCO Dry Lubricant-Filled Nylon bearings and components are preferred for heavy load, high speed operations up to approximately 220°F operating temperatures. Color is charcoal gray/black.

**RULON® LR (NON FDA)** Specially compounded forms of PTFE Fluoropolymer used as a bearing material which requires no lubrication and is capable of performing under severe temperature and corrosive conditions. The operating temperature ranges from - 400° to +550°F.

**RULON® 641** white plastic is approved for use in the Food, Drug, and Chemical Industry. This material is common for high heat applications up to 550°F. It's friction decreases rapidly with increasing load. Other grades of Rulon also are available with higher/lower PV values for nonfood applications.

**POBCO PTFES & FLUOROCARBONS®** Highly chemically resistant, with operating temp. range of 450° - 550°F depending on the additive. High PV ratings and some food grades available.

**FLUOROSINT 207®** High Temp. 500°F, MICA filled PTFE (PTFE) material; FDA compliant; less abrasive & more resistant than common filled PTFE materials; suitable for steam or hot air use.

**POBCO POBLON** is a Hi-Temp (500°F), proprietary blend of PTFE. POBLON is FDA/USDA compliant. Used in food & pharmaceutical applications such as ovens, fryers, proofing & curing operations. A less expensive alternative to Rulon 641. Color is off-white.

**PEEK®** High Temp. 480°F, High PV limits, low coefficient of friction excellent chemical & wear resistant.

**ERTALYTE® PET-P (POLYESTER)** Excellent dimensional stability, less moisture absorption & better wear resistance than many plastics, operates at 210°F continuously, FDA compliant, weather resistant. Good chemical and abrasion resistance.

**POBCO DRY WEAR DRY LUBE FILLED UHMW-PE** Black color Non-FDA. Improved coefficient of friction and anti-static properties. Better in dusty applications: less build-up. UV stabilized.

**Metal detectable Acetal and UHMW now available. Please inquire for more details.**

*IT IS THE RESPONSIBILITY OF THE USER TO TEST AND APPROVE THE METAL DETECTION OF THIS PRODUCT DUE TO VARIATIONS IN METAL DETECTION SYSTEMS AND REQUIRED SENSITIVITY SETTINGS.*

See Selection Chart Pg. 124 - See Back Cover for Additional Materials

# Properties of POBCO Materials

ENGINEERING DATA	POBCO-B HARDWOOD	(UHMW) ULTRA-D®	LUBE-FILLED UHMW PLUS®	REPRO ULTRA-D	(7) HI-TEMP. ULTRA-D	(13) HI-WEAR CPUHMW	DRYWEAR UHMWPE	(11) NYWEAR	NYLON	(10) NYLON MD
CODE LETTERS	B	U	P	UR	UH	CP	DW	NW	N	MD
P.V. Cap psi-fpm (1)	12,000	2,000	12,000	2,000	2,000	2,300	4,000	16,000	2,500	3,500
Max. Surface Speed fpm	500	100	300+	100	100	100	150	150	100	150
Static Load Cap. psi	1,000	1,000	600	900	1,000	1,000	1,000	1,000	1,000	1,000
Service Temp. Range (2) °F	180	180	165	180	275	200	180	230+	220	220
Coef. of Friction Ave.	.09	.15-.20	.06-.12	.15-.20	.15-.20	.16-.18	.15	.15	.19	.17
Abrasion Resistance (3)	1-3	1-2	1-2	1-2	1-2	1	1-2	3	3	3
Dim. Stability in Water	Fair	Exc.	Exc.	Exc.	Exc.	Exc.	Exc.	Good	Fair	Fair
USDA/FDA Compliant	Indirect	yes	yes	no	yes	no	no	yes*	yes	no
Chemical Resistance at 73° F*										
Acid Weak	A	A	A	A	A	A	A	A	A	A
Acid Strong	L	L	L	L	L	A	L	U	U	U
Alkalies Weak	A	A	A	A	A	A	A	A	A	A
Alkalies Strong	L	A	A	A	A	A	A	A	A	A
Hydrocarbon Aromatic	-	L	L	L	L	A	L	A	A	A
Hydrocarbon Aliphatic	-	A	A	A	A	A	A	A	A	A
Ketones	-	A	A	A	A	A	A	A	A	A
Ethers	-	A	A	A	A	A	A	A	A	A
Alcohols	-	A	A	A	A	A	A	A	A	A
Inorganic Salt Solution	A	A	A	A	A	A	A	A	-	A
Continuous Sunlight	A	U**	L	L	L	A	L	L	L	L
Standard Color	Brown	White	Grey/Brown	Black/Green	White	Black/Green	Black	Natural	White/Grey	Black
Low Temp °F*	-	-200	-	-200	-	-	-	-10	-10	-10

ENGINEERING DATA	ACETAL DELRIN®	(8) ACETAL AF	VIRGIN PTFE	GLASS FILLED PTFE	POBLON	RULON® 641	RULON® LR BEARING GRADE	ERTALYTE®	PEEK GF BEARING GRADE
CODE LETTERS	D	DT	T	GT	TM	RF	RB	YT	PK
P.V. Cap psi-fpm (1)	2,000	8,000	1,000	10,000	10,000	10,000	10,000	2,800	14,000
Max. Surface Speed fpm	100	150	100	400	400	400	400	125	100
Static Load Cap. psi	2,000	2,000	400	800	1,000	1,000	1,000	2,000	6,000
Service Temp. Range (2)°F	180	200	450	500	500	550	550	210	480
Coef. of Friction Ave.	.22	.08-.14	.06-.15	.10-.13	.10-.30	.10-.30	.15-.25	.20	.20
Abrasion Resistance (3)	5	1-2	5	1-2	1-2	1-2	1-2	3	1-2
Dim. Stability in Water	Good	Good	Exc.	Exc.	Exc.	Exc.	Exc.	Good	Exc.
USDA/FDA Compliant	yes	maybe	yes	no	Yes	yes	no	yes	no
Chemical Resistance at 73° F*									
Acid Weak	A	S	A	A	A	A	A	A	A
Acid Strong	U	U	A	A	A	A	A	L	L
Alkalies Weak	A	A	A	A	A	A	A	A	A
Alkalies Strong	U	U	A	A	A	A	A	U	A
Hydrocarbon Aromatic	A	A	A	A	A	A	A	A	A
Hydrocarbon Aliphatic	A	A	A	A	A	A	A	A	A
Ketones	A	A	A	A	A	A	A	L	A
Ethers	A	A	A	A	A	A	A	A	A
Alcohols	A	A	A	A	A	A	A	A	A
Inorganic Salt Solution	-	A	A	A	A	A	A	A	A
Continuous Sunlight	U	L	A	A	A	A	A	A	-
Standard Color	White	Brown	White	White	White	White	Maroon	White	Beige
Low Temp °F*	-40	-40	-200	-200	-400	-200	-200	-	-

#1 At Room Temperature  
 #2 At Low PV Levels  
 #3 Rating 1 (Excellent) to 5 (Fair)  
 #5 Acceptable, Limited to Unacceptable

#7 Thermal Expansion Is Up To 25% Less Than Normal Ultra-D (UHMW) with extended wear life  
 #8 PTFE-Filled Acetal  
 #10 Moly-Filled Nylon

#11 Lube-Filled Nylon - Bearing Grade Green, FDA Compliant Off White  
 #12 Green & Black Reprocessed UHMW  
 #13 33% More Wear Resistant than unfilled UHMWPE

# POBCO-B Wood and POBCO Plastics

## BEARING CLEARANCES

POBCO bearings are normally furnished with an installed clearance between the bearing and its journal, as shown in the table below. This provides the proper running clearance under actual operating conditions. Bearings also can be furnished with no clearance when the user desires to ream after installation in housing. Reaming has no effect on the self-lubricating action of POBCO non-metallic bearings.

SHAFT DIAMETER	CLEARANCE			
	BEARING OPERATING CONDITIONS		ROLL END BEARING OPERATING CONDITIONS	
	DRY	WET	DRY	WET
to 1/2"	.002-.010	.010-.030	.015-.030	.015-.045
1/2" to 1"	.004-.015	.015-.040	.015-.030	.030-.055
1" to 1-1/2"	.006-.020	.025-.050	.015-.030	.040-.060
1-1/2" to 3"	.010-.025	.030-.060		
3" or larger	.015-.030	.030-.070		

## PRESS FITS

POBCO sleeve, flange and roll end bearings are normally furnished with oversize outside diameters to ensure firm retention in their housings, as shown in the table. The leading edge of the housing must be chamfered to prevent shearing the outside diameter of the bearing during installation.

Normal bearing tolerances are shown in the following table. Closer tolerances are available.

NOMINAL OD	PRESS FIT
to 1/2"	.003-.006
1/2" to 1-1/2"	.004-.008
1-1/2" to 3"	.005-.010
3" and larger	.006-.012

## REQUIRED MATERIAL INFORMATION

(For Bearings, Rectangular Wear Strip, Curved Wear Strip and Chain & Cable Guides)

To signify POBCO materials add code letters before the first hyphen in the part number. (See Pg 124 for code letters)

### Examples:

- For POBCO-B (lubricant-filled hardwood) add B
- For POBCO Plus (fluid lube-filled UHMWPE) add P
- For POBCO Ultra-D (UHMWPE) add U

## REQUIRED BEARING INFORMATION

To complete the bearing part number, indicate the bearing clearance by adding the appropriate suffix from the table below.

- D-Dry operating condition clearance (for POBCO-B only)
- W-Wet operating condition clearance (for POBCO-B only)
- N-No clearance (for reaming at installation)(for all materials)

### Examples:

- Sleeve bearing 1/2" x 3/4" x 1-1/4" for dry operating conditions: SLB-0812020-D
- Flange bearing 5/8" x 1" x 1-1/2" no clearance (for installation): FLU-1016024-N
- Two piece spherical bearing, 62mm sphere, 1-1/4" shaft, wet operating conditions: PSBB-206228-TP-W

## Roll End Bearings

To complete the roll end bearing or part number, add the shaft size in sixteenths (two digits) followed by the bearing clearance suffix. (1/2" shaft = 08, 3/4" shaft = 12)

### Examples:

- Standard roll end bearing for 2-1/2" diameter 16 gauge tubing with 5/8" shaft: STP-40T16-10
- Blind-bore roll end bearing for 2" schedule 40 PVC pipe with 9/16" shaft operating in a wet condition: BLB-32P40-PVC-09W

## Wear Strip Tolerances

POBCO Ultra-D, POBCO plus, and POBCO-B Hardwood

NORMAL COMMERCIAL TOLERANCES THICKNESS:	NORMAL MACHINED TOLERANCES THICKNESS:
1/8"-3/16" +/- 15%	1/8"-3/8" +/- .020"
1/4"-3/8" +/- 10%	1/2" & over +/- .010"
1/2" & over +/- 10%	Width: +/- .010"
Width: +/- .030"	Length: +/- .030"
Length: -1/2"+1"	

**CLOSER TOLERANCES ARE AVAILABLE. FOR OTHER MATERIAL TOLERANCES, PLEASE INQUIRE. PLEASE SPECIFY COMMERCIAL OR MACHINED OR OTHER TOLERANCES.**

## Required Wear Strip Information

To complete the wear strip part number, add the length in inches as shown by the examples below:

- Rectangular wear strip 1/2" thickness x 2" width x 60" length: WSB-0832L60
- Chain Guide, Profile 2, 2060 chain, 120" length:P2P-2060L120

Allowances must be made to eliminate the possibility of binding caused by machine and material expansion when designing wear strip.

# Wood Engineering Data

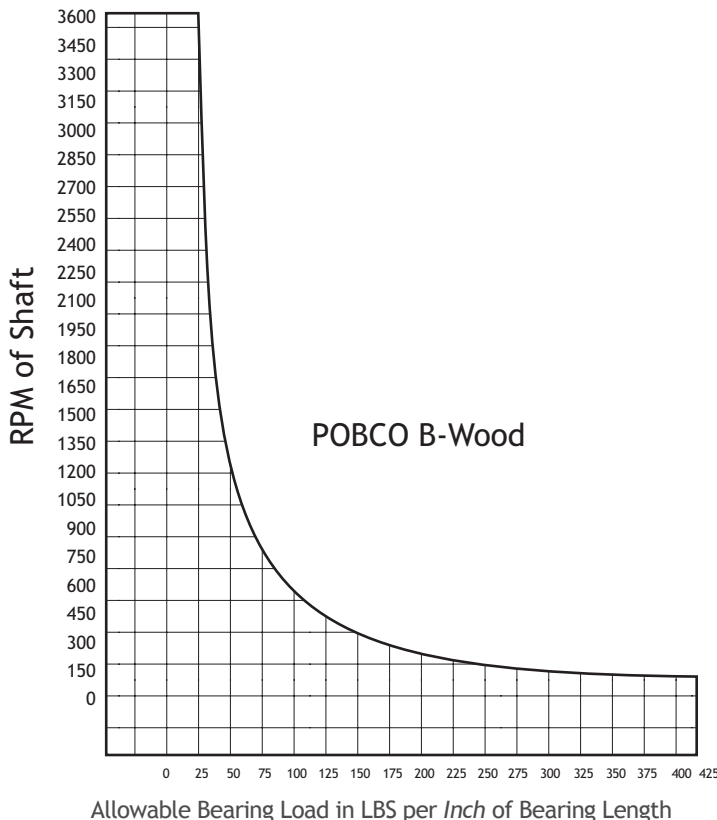
## POBCO-B Physical Properties (Lubricant-Filled Hardwood)

Density (lbs/in <sup>3</sup> )	.038	Tensile Strength	1100 psi
Coefficient of Friction	.07-.112	Permanent Deformation (7500 psi compression)	.005 set
Temperature Range	-50° to 180°	Coefficient of Thermal Expansion (per °F)	4.3 x 10 <sup>-6</sup>
Specific Gravity	1.2	PV Factor (continuous duty)	12,000 psi-fpm
Lubricant Content by Weight	40%	Wear Rate Factor	<0.1x10 <sup>-10</sup> (inch) PV x hr.
Load Weight (continuous duty)	1000 psi		

## POBCO-B Bearings and Wear Strips

Our exclusive lubricant blend is impregnated into 100 percent of the hardwood, producing POBCO-B material from which the bearings & wear strips are manufactured. The lubricant on the bearing surface provides a low friction film for initial start-up. During operation, additional lubricant is drawn to the bearing surface in a controlled flow to maintain a continuous film between the journal or chain and the bearing. The flow constantly adjusts itself based on load, speed, and the requirements of the operation. When motion ceases, the bearing reabsorbs the lubricant. Reaming does not seal off the self-contained lubricants.

## POBCO-B is Nonconductive of Electric Current



## POBCO-B Bearing Lengths and Wall Thickness

Minimum bearing length and allowable bearing load per bearing are determined by using our bearing load curve. Since the lubricant blend is contained in the bearing wall, the thickness of the bearing wall should be equal to or greater than the recommended minimum wall thickness, as shown on the chart. In most instances shaft diameters cannot be decreased. Frequently, however, the diameter of the bearing housing can be increased to obtain at least the recommended minimum bearing wall.

POBCO-B SHAFT DIAMETER	RECOMMENDED MINIMUM WALL THICKNESS*
to 1/2"	1/16"-1/8"
1/2"-1"	1/8"-3/16"
1" to 1-1/2"	3/16"-5/16"
1-1/2" to 2"	5/16"-3/8"
2" to 2-1/2"	3/8"-1/2"
2-1/2" to 4"	1/2"-5/8"

*\*SATISFACTORY SERVICE CAN BE OBTAINED UNDER CERTAIN OPERATING CONDITIONS WITH WALL THICKNESS LESS THAN THOSE RECOMMENDED.*

## Shaft Selection

To maximize the life of the bearing it is important to use proper shafting. Overall, steels with a finish of 16 RMS are the preferred choice. Hardened shafts should be used in abrasive applications. Common shaft materials include: carbon steels, stainless steels, hard chromed steels and hard anodized aluminums.

## ENGINEERING FORMULAS (For all materials)

$$\text{Minimum Bearing Length} = \frac{\text{load/bearing} \times \text{RPM}}{4 \times \text{PV Capacity}}$$

$$\text{PV} = \frac{\text{load/bearing} \times \text{RPM}}{4 \times \text{bearing length}}$$



# Index by POBCO Part Number

1.0 Clip	71	BSP	26-28	FCB	85
1/2C	78, 80	BST	29	FCU	85
1/4C	77-78	BSU	22, 26-28	FD	86
1/8C	77	BSUH	29	FE	86
10N	120-121	BTSU	16	FEB	86
10T	113-114	BVBU	78	FEU	86
11T	113-114	CA*	100	FF	86
12N	120-121	CB	88	FFB	86
12T	113-114	CB0808	14	FFU	86
1C3	77	CBN	14	FIP	79
20C	13	CCDU	43	FL	68-70, 85
28H	13	CCN	11	FM	85
2CF	89	CCU	43, 45	FRN	32
2FM	99	CGCP	47	FRT	32
3/16C	77	CGCU	41	FRU	32
3/8C	77-78, 80	CGDU	41	GAT	29
3CF	87	CGFU	42	GAU	25, 37, 104
3T	114, 120-121	CGK1	21	GRA	2-7, 19
4CF	87	CGSU	41	GRA2322	44
4FM	99	CGT	29	GRA2822	44
5T	120-121	CGU	20-21, 25, 37-38, 41, 47	GRA3416	44
63	121	CHCU	19	GRB	13, 15
6N	120-121	CIP	79	GRC	12
6T	113-114, 120-121	CK	88	GRT	29
7SD654	99	CP	30	GRU	3-7, 17-19, 22-25, 42, 44
83	121	CPN	30	GRUH	29
8N	120-121	CRCU	43	HCUR	57
8T	113-114, 120-121	CRU	19	HDTF	59
ABS	66	CSS	10-11	HMR	8
ACTU	58	CT	20	HR	32
AVBU	78	CWS	50	HRG	32
BB	62	D-	16, 64-65	HRT	29
BBD	64	DBU	7	HRU	32
BBMN	63	DCGU	36	HRUH	29
BBU	62, 83	DF*	100	HSA	66
BC	83	DFB	100	IBD	77
BCB	83	DFG	100	JSR	9
BCU	83	DFN	100	KA	15
BD	83	DFU	100	KCG	20
BDP	83	DV	110	LCN	95
BDU	83	EE	88	LD*	59, 61
BE	83	EF	88	M76	117
BEB	83	ETU	58	M106	117
BEU	83	FA	85	MCA	40
BF	83	FAB	85	MCS	40, 45
BFB	83	FAU	85	MN	63
BFU	83	FB	85	MS	99
BK	83	FB7U	36	MTP	74-75
BKB	83	FB12U	36	NCS	49
BKU	83	FB9U	36	OVD	76
BL*	62, 83	FBG	33	P1U	20, 38, 42, 46
BP	62	FBT	29	P2U	38
BSG	26-28	FBU	33-35, 78	P3U	38
BSGT	29	FBUH	29	P4U	38
BSSU	16	FC	85	P5U	38



## Index by POBCO Part Number

P6U	38	PT3	119	SPR	105-108
P7U	38, 42	PTD	116	SSP	55
P8U	38	PVG	9, 12	SSR	8
P815	111	R0 to R32	18-19	ST*	60
P820	111	R1532	44	SW	76
P880	111	RBU	46	TB	66
PAR	9	RCC	44	TC	115
PB	84, 98, 114	RCDU	39	TCF	89
PB40	84	RCTU	39	TGWS	104
PB47	84	RCU	39	TNS	66
PB52	84	RD12	17	TP	66
PB62	84	RFR	54	TSB	90
PB72	84	RH*	100	TU	66
PBTP	98	RIP	79-80	TW	67
PC	119	RMB	8	TWPP	54
PDBR	17	RN04	49	U17	111
PDDBR	17	ROUR	67	U8	111
PET	30-31	RP	56-57	VB*	61, 71
PFE	102	RR	54	VBD	71
PMP7	115	SB	94	VBU	46
PP	15-16, 22, 54, 73, 118, 91-93	SCN	66	VIP	79
PR*	71, 77	SCR	81	WSB	49
PRG	72	SCUR	57	WSU	25, 37, 49, 122
PSB	90	SFW	109	WTFU	104
PSBR	17	SL	68-70, 100	WTSU	104
PSDBR	17	SLSI	80	WTU	48
PSI	96	SLSS	80	WWCS	104
PSS	17, 91-93	SOH	80	WWSS	104